

Real-time Noise Data		RTN1 (Food and Environmental Hygiene Department Depot)									
<u>Normal Day 07:00-19:00</u>		2/9/2013 12:01	66.8	6/9/2013 18:31	65.6	12/9/2013 13:01	66.7	18/9/2013 7:31	66.2	24/9/2013 14:01	68.5
28/8/2013 7:01	65.8	2/9/2013 12:31	67.0	7/9/2013 7:01	64.8	12/9/2013 13:31	67.2	18/9/2013 8:01	66.2	24/9/2013 14:31	68.7
28/8/2013 7:31	66.7	2/9/2013 13:01	67.4	7/9/2013 7:31	65.7	12/9/2013 14:01	67.2	18/9/2013 8:31	66.3	24/9/2013 15:01	67.9
28/8/2013 8:01	66.7	2/9/2013 13:31	67.4	7/9/2013 8:01	66.9	12/9/2013 14:31	67.1	18/9/2013 9:01	66.8	24/9/2013 15:31	68.5
28/8/2013 8:31	66.6	2/9/2013 14:01	67.6	7/9/2013 8:31	67.4	12/9/2013 15:01	66.6	18/9/2013 9:31	67.3	24/9/2013 16:01	69.0
28/8/2013 9:01	66.9	2/9/2013 14:31	67.4	7/9/2013 9:01	66.9	12/9/2013 15:31	67.2	18/9/2013 10:01	67.2	24/9/2013 16:31	67.4
28/8/2013 9:31	68.6	2/9/2013 15:01	68.3	7/9/2013 9:31	68.6	12/9/2013 16:01	67.0	18/9/2013 10:31	67.5	24/9/2013 17:01	67.7
28/8/2013 10:01	67.8	2/9/2013 15:31	67.4	7/9/2013 10:01	67.3	12/9/2013 16:31	67.4	18/9/2013 11:01	67.4	24/9/2013 17:31	67.6
28/8/2013 10:31	67.7	2/9/2013 16:01	67.6	7/9/2013 10:31	66.8	12/9/2013 17:01	67.3	18/9/2013 11:31	67.2	24/9/2013 18:01	67.4
28/8/2013 11:01	67.6	2/9/2013 16:31	67.5	7/9/2013 11:01	67.4	12/9/2013 17:31	66.7	18/9/2013 12:01	66.4	24/9/2013 18:31	67.1
28/8/2013 11:31	66.9	2/9/2013 17:01	67.7	7/9/2013 11:31	66.1	12/9/2013 18:01	66.6	18/9/2013 12:31	66.5	25/9/2013 7:01	66.3
28/8/2013 12:01	66.4	2/9/2013 17:31	67.3	7/9/2013 12:01	65.9	12/9/2013 18:31	65.6	18/9/2013 13:01	67.1	25/9/2013 7:31	66.3
28/8/2013 12:31	66.5	2/9/2013 18:01	66.9	7/9/2013 12:31	65.5	13/9/2013 7:01	65.5	18/9/2013 13:31	67.3	25/9/2013 8:01	66.2
28/8/2013 13:01	66.9	2/9/2013 18:31	66.6	7/9/2013 13:01	65.4	13/9/2013 7:31	66.4	18/9/2013 14:01	66.5	25/9/2013 8:31	66.6
28/8/2013 13:31	67.1	3/9/2013 7:01	66.0	7/9/2013 13:31	65.7	13/9/2013 8:01	66.4	18/9/2013 14:31	67.1	25/9/2013 9:01	66.4
28/8/2013 14:01	66.9	3/9/2013 7:31	66.3	7/9/2013 14:01	65.9	13/9/2013 8:31	66.3	18/9/2013 15:01	67.1	25/9/2013 9:31	67.3
28/8/2013 14:31	66.7	3/9/2013 8:01	66.0	7/9/2013 14:31	65.5	13/9/2013 9:01	66.4	18/9/2013 15:31	66.4	25/9/2013 10:01	68.1
28/8/2013 15:01	67.1	3/9/2013 8:31	66.6	7/9/2013 15:01	65.6	13/9/2013 9:31	66.9	18/9/2013 16:01	66.4	25/9/2013 10:31	71.3
28/8/2013 15:31	66.4	3/9/2013 9:01	67.2	7/9/2013 15:31	66.4	13/9/2013 10:01	67.2	18/9/2013 16:31	67.6	25/9/2013 11:01	68.7
28/8/2013 16:01	67.0	3/9/2013 9:31	68.0	7/9/2013 16:01	67.2	13/9/2013 10:31	67.2	18/9/2013 17:01	67.5	25/9/2013 11:31	69.1
28/8/2013 16:31	67.3	3/9/2013 10:01	67.7	7/9/2013 16:31	68.4	13/9/2013 11:01	66.8	18/9/2013 17:31	67.1	25/9/2013 12:01	71.9
28/8/2013 17:01	66.5	3/9/2013 10:31	67.9	7/9/2013 17:01	68.3	13/9/2013 11:31	66.7	18/9/2013 18:01	66.1	25/9/2013 12:31	71.6
28/8/2013 17:31	66.9	3/9/2013 11:01	68.0	7/9/2013 17:31	66.9	13/9/2013 12:01	66.1	18/9/2013 18:31	65.2	25/9/2013 13:01	71.5
28/8/2013 18:01	67.1	3/9/2013 11:31	67.5	7/9/2013 18:01	66.4	13/9/2013 12:31	66.1	19/9/2013 7:01	65.8	25/9/2013 13:31	69.3
28/8/2013 18:31	66.8	3/9/2013 12:01	67.0	7/9/2013 18:31	66.1	13/9/2013 13:01	67.4	19/9/2013 7:31	66.6	25/9/2013 14:01	67.1
29/8/2013 7:01	65.9	3/9/2013 12:31	67.2	9/9/2013 7:01	65.8	13/9/2013 13:31	68.0	19/9/2013 8:01	66.9	25/9/2013 14:31	67.4
29/8/2013 7:31	66.9	3/9/2013 13:01	67.8	9/9/2013 7:31	66.4	13/9/2013 14:01	67.3	19/9/2013 8:31	66.1	25/9/2013 15:01	67.3
29/8/2013 8:01	66.4	3/9/2013 13:31	67.3	9/9/2013 8:01	66.2	13/9/2013 14:31	67.1	19/9/2013 9:01	66.3	25/9/2013 15:31	67.4
29/8/2013 8:31	66.5	3/9/2013 14:01	67.1	9/9/2013 8:31	66.4	13/9/2013 15:01	66.3	19/9/2013 9:31	66.7	25/9/2013 16:01	67.3
29/8/2013 9:01	66.6	3/9/2013 14:31	67.7	9/9/2013 9:01	66.7	13/9/2013 15:31	66.1	19/9/2013 10:01	66.5	25/9/2013 16:31	67.5
29/8/2013 9:31	66.7	3/9/2013 15:01	67.4	9/9/2013 9:31	67.9	13/9/2013 16:01	66.3	19/9/2013 10:31	66.8	25/9/2013 17:01	66.9
29/8/2013 10:01	67.0	3/9/2013 15:31	67.8	9/9/2013 10:01	67.8	13/9/2013 16:31	66.6	19/9/2013 11:01	65.9	25/9/2013 17:31	67.1
29/8/2013 10:31	67.0	3/9/2013 16:01	67.2	9/9/2013 10:31	67.3	13/9/2013 17:01	66.9	19/9/2013 11:31	66.5	25/9/2013 18:01	66.9
29/8/2013 11:01	66.4	3/9/2013 16:31	67.9	9/9/2013 11:01	67.4	13/9/2013 17:31	65.8	19/9/2013 12:01	66.4	25/9/2013 18:31	66.4
29/8/2013 11:31	66.8	3/9/2013 17:01	67.3	9/9/2013 11:31	67.5	13/9/2013 18:01	65.6	19/9/2013 12:31	66.8	26/9/2013 7:01	66.2
29/8/2013 12:01	66.9	3/9/2013 17:31	67.2	9/9/2013 12:01	65.6	13/9/2013 18:31	65.1	19/9/2013 13:01	67.5	26/9/2013 7:31	66.4
29/8/2013 12:31	66.8	3/9/2013 18:01	67.7	9/9/2013 12:31	66.1	14/9/2013 7:01	65.6	19/9/2013 13:31	67.4	26/9/2013 8:01	66.2
29/8/2013 13:01	66.9	3/9/2013 18:31	67.3	9/9/2013 13:01	66.9	14/9/2013 7:31	66.1	19/9/2013 14:01	67.7	26/9/2013 8:31	66.3
29/8/2013 13:31	66.7	4/9/2013 7:01	68.4	9/9/2013 13:31	67.8	14/9/2013 8:01	67.1	19/9/2013 14:31	67.5	26/9/2013 9:01	66.5
29/8/2013 14:01	67.5	4/9/2013 7:31	69.2	9/9/2013 14:01	67.3	14/9/2013 8:31	67.3	19/9/2013 15:01	67.4	26/9/2013 9:31	66.6
29/8/2013 14:31	67.3	4/9/2013 8:01	68.0	9/9/2013 14:31	66.9	14/9/2013 9:01	67.3	19/9/2013 15:31	66.6	26/9/2013 10:01	67.3
29/8/2013 15:01	67.1	4/9/2013 8:31	68.8	9/9/2013 15:01	66.5	14/9/2013 9:31	66.9	19/9/2013 16:01	66.6	26/9/2013 10:31	67.2
29/8/2013 15:31	66.9	4/9/2013 9:01	70.7	9/9/2013 15:31	66.2	14/9/2013 10:01	66.1	19/9/2013 16:31	67.0	26/9/2013 11:01	67.4
29/8/2013 16:01	67.1	4/9/2013 9:31	69.4	9/9/2013 16:01	66.3	14/9/2013 10:31	67.0	19/9/2013 17:01	67.4	26/9/2013 11:31	67.3
29/8/2013 16:31	66.9	4/9/2013 10:01	68.8	9/9/2013 16:31	66.5	14/9/2013 11:01	67.1	19/9/2013 17:31	65.4	26/9/2013 12:01	66.8
29/8/2013 17:01	67.2	4/9/2013 10:31	69.5	9/9/2013 17:01	66.8	14/9/2013 11:31	66.7	19/9/2013 18:01	64.9	26/9/2013 12:31	66.9
29/8/2013 17:31	66.5	4/9/2013 11:01	68.8	9/9/2013 17:31	67.0	14/9/2013 12:01	66.8	19/9/2013 18:31	64.8	26/9/2013 13:01	67.1
29/8/2013 18:01	66.7	4/9/2013 11:31	69.1	9/9/2013 18:01	66.9	14/9/2013 12:31	66.8	19/9/2013 19:01	64.9	26/9/2013 13:31	67.3
29/8/2013 18:31	66.6	4/9/2013 12:01	68.6	9/9/2013 18:31	67.2	14/9/2013 13:01	66.5	21/9/2013 7:01	65.8	26/9/2013 14:01	66.9
29/8/2013 19:01	66.8	4/9/2013 12:31	67.7	10/9/2013 7:01	65.9	14/9/2013 13:31	66.5	21/9/2013 8:01	66.9	26/9/2013 14:31	66.4
29/8/2013 19:31	66.8	4/9/2013 13:01	68.1	10/9/2013 7:31	66.3	14/9/2013 14:01	65.9	21/9/2013 8:31	67.3	26/9/2013 15:01	66.9
30/8/2013 7:01	66.1	4/9/2013 13:31	69.1	10/9/2013 8:01	66.2	14/9/2013 14:31	66.8	21/9/2013 9:01	69.1	26/9/2013 15:31	67.1
30/8/2013 7:31	66.5	4/9/2013 14:01	69.1	10/9/2013 8:31	66.4	14/9/2013 15:01	66.3	21/9/2013 9:31	68.6	26/9/2013 16:01	67.6
30/8/2013 8:01	68.0	4/9/2013 14:31	68.5	10/9/2013 9:01	66.5	14/9/2013 15:31	66.3	21/9/2013 10:01	69.4	26/9/2013 16:31	67.1
30/8/2013 8:31	68.4	4/9/2013 15:01	67.8	10/9/2013 9:31	68.2	14/9/2013 16:01	66.3	21/9/2013 10:31	69.6	26/9/2013 17:01	66.9
30/8/2013 9:01	67.7	4/9/2013 15:31	67.1	10/9/2013 10:01	67.7	14/9/2013 16:31	66.2	21/9/2013 11:01	67.9	26/9/2013 17:31	66.4
30/8/2013 9:31	68.7	4/9/2013 16:01	67.3	10/9/2013 10:31	67.8	14/9/2013 17:01	67.8	21/9/2013 11:31	69.0	26/9/2013 18:01	65.9
30/8/2013 10:01	68.3	4/9/2013 16:31	67.2	10/9/2013 11:01	68.2	14/9/2013 17:31	68.5	21/9/2013 12:01	68.1	26/9/2013 18:31	65.7
30/8/2013 10:31	68.4	4/9/2013 17:01	67.3	10/9/2013 11:31	67.3	14/9/2013 18:01	66.0	21/9/2013 12:31	66.0	27/9/2013 7:01	65.9
30/8/2013 11:01	68.4	4/9/2013 17:31	67.7	10/9/2013 12:01	66.9	14/9/2013 18:31	65.4	21/9/2013 13:01	66.6	27/9/2013 7:31	66.9
30/8/2013 11:31	67.8	4/9/2013 18:01	67.1	10/9/2013 12:31	66.6	16/9/2013 7:01	65.8	21/9/2013 13:31	66.0	27/9/2013 8:01	66.5
30/8/2013 12:01	66.1	4/9/2013 18:31	66.0	10/9/2013 13:01	67.2	16/9/2013 7:31	66.1	21/9/2013 14:01	66.3	27/9/2013 8:31	66.6
30/8/2013 12:31	67.1	5/9/2013 7:01	65.5	10/9/2013 13:31	67.6	16/9/2013 8:01	66.1	21/9/2013 14:31	66.2	27/9/2013 9:01	66.7
30/8/2013 13:01	68.1	5/9/2013 7:31	65.7	10/9/2013 14:01	67.6	16/9/2013 8:31	66.9	21/9/2013 15:01	65.7	27/9/2013 9:31	66.7
30/8/2013 13:31	68.0	5/9/2013 8:01	65.1	10/9/2013 14:31	67.5	16/9/2013 9:01	66.8	21/9/2013 15:31	65.7	27/9/2013 10:01	66.8
30/8/2013 14:01	67.7	5/9/2013 8:31	65.7	10/9/2013 15:01	66.9	16/9/2013 9:31	67.8	21/9/2013 16:01	66.1	27/9/2013 10:31	66.9
30/8/2013 14:31	67.7	5/9/2013 9:01	66.1	10/9/2013 15:31	67.2	16/9/2013 10:01	68.4	21/9/2013 16:31	66.0	27/9/2013 11:01	66.7</

Real-time Noise Data	RTN1 (Food and Environmental Hygiene Department Depot)										
28/8/2013 20:51	66.3	30/8/2013 21:56	65.7	1/9/2013 11:01	65.8	1/9/2013 20:06	65.3	3/9/2013 21:11	65.3	5/9/2013 22:16	65.0
28/8/2013 20:56	65.7	30/8/2013 22:01	65.3	1/9/2013 11:06	66.1	1/9/2013 20:11	65.3	3/9/2013 21:16	65.8	5/9/2013 22:21	64.9
28/8/2013 21:01	65.4	30/8/2013 22:06	65.4	1/9/2013 11:11	66.6	1/9/2013 20:16	65.5	3/9/2013 21:21	65.6	5/9/2013 22:26	64.5
28/8/2013 21:06	65.5	30/8/2013 22:11	65.6	1/9/2013 11:16	66.1	1/9/2013 20:21	65.1	3/9/2013 21:26	65.7	5/9/2013 22:31	64.5
28/8/2013 21:11	65.3	30/8/2013 22:16	65.7	1/9/2013 11:21	66.0	1/9/2013 20:26	65.5	3/9/2013 21:31	65.6	5/9/2013 22:36	64.6
28/8/2013 21:16	65.4	30/8/2013 22:21	65.4	1/9/2013 11:26	65.8	1/9/2013 20:31	65.2	3/9/2013 21:36	66.1	5/9/2013 22:41	64.7
28/8/2013 21:21	65.3	30/8/2013 22:26	65.7	1/9/2013 11:31	65.6	1/9/2013 20:36	65.3	3/9/2013 21:41	65.3	5/9/2013 22:46	64.9
28/8/2013 21:26	65.5	30/8/2013 22:31	65.7	1/9/2013 11:36	66.2	1/9/2013 20:41	65.2	3/9/2013 21:46	65.6	5/9/2013 22:51	65.1
28/8/2013 21:31	65.4	30/8/2013 22:36	65.4	1/9/2013 11:41	66.2	1/9/2013 20:46	65.1	3/9/2013 21:51	65.3	5/9/2013 22:56	64.5
28/8/2013 21:36	65.2	30/8/2013 22:41	65.7	1/9/2013 11:46	65.7	1/9/2013 20:51	65.1	3/9/2013 21:56	65.4	6/9/2013 19:01	64.6
28/8/2013 21:41	64.7	30/8/2013 22:46	65.3	1/9/2013 11:51	65.8	1/9/2013 20:56	65.0	3/9/2013 22:01	65.3	6/9/2013 19:06	64.1
28/8/2013 21:46	64.8	30/8/2013 22:51	65.5	1/9/2013 11:56	66.5	1/9/2013 21:01	64.9	3/9/2013 22:06	65.6	6/9/2013 19:11	64.3
28/8/2013 21:51	65.3	30/8/2013 22:56	65.3	1/9/2013 12:01	65.8	1/9/2013 21:06	64.8	3/9/2013 22:11	65.6	6/9/2013 19:16	64.6
28/8/2013 21:56	65.1	31/8/2013 19:01	66.9	1/9/2013 12:06	66.2	1/9/2013 21:11	64.8	3/9/2013 22:16	65.5	6/9/2013 19:21	64.1
28/8/2013 22:01	65.1	31/8/2013 19:06	66.5	1/9/2013 12:11	66.1	1/9/2013 21:16	65.2	3/9/2013 22:21	65.4	6/9/2013 19:26	64.7
28/8/2013 22:06	65.2	31/8/2013 19:11	66.1	1/9/2013 12:16	65.8	1/9/2013 21:21	65.1	3/9/2013 22:26	65.5	6/9/2013 19:31	64.8
28/8/2013 22:11	65.5	31/8/2013 19:16	66.2	1/9/2013 12:21	65.6	1/9/2013 21:26	65.0	3/9/2013 22:31	65.5	6/9/2013 19:36	63.9
28/8/2013 22:16	65.4	31/8/2013 19:21	66.6	1/9/2013 12:26	65.8	1/9/2013 21:31	65.1	3/9/2013 22:36	65.0	6/9/2013 19:41	65.5
28/8/2013 22:21	65.2	31/8/2013 19:26	66.8	1/9/2013 12:31	65.8	1/9/2013 21:36	65.4	3/9/2013 22:41	65.1	6/9/2013 19:46	66.1
28/8/2013 22:26	64.6	31/8/2013 19:31	66.5	1/9/2013 12:36	66.9	1/9/2013 21:41	65.7	3/9/2013 22:46	65.6	6/9/2013 19:51	65.9
28/8/2013 22:31	64.9	31/8/2013 19:36	66.6	1/9/2013 12:41	66.3	1/9/2013 21:46	65.0	3/9/2013 22:51	65.7	6/9/2013 19:56	65.7
28/8/2013 22:36	64.9	31/8/2013 19:41	66.3	1/9/2013 12:46	66.2	1/9/2013 21:51	65.0	3/9/2013 22:56	65.2	6/9/2013 20:01	65.6
28/8/2013 22:41	65.0	31/8/2013 19:46	66.7	1/9/2013 12:51	66.2	1/9/2013 21:56	66.5	4/9/2013 19:01	65.7	6/9/2013 20:06	65.2
28/8/2013 22:46	64.6	31/8/2013 19:51	66.5	1/9/2013 12:56	65.9	1/9/2013 22:01	64.9	4/9/2013 19:06	66.0	6/9/2013 20:11	63.9
28/8/2013 22:51	64.9	31/8/2013 19:56	66.3	1/9/2013 13:01	65.8	1/9/2013 22:06	65.0	4/9/2013 19:11	66.9	6/9/2013 20:16	64.4
28/8/2013 22:56	64.7	31/8/2013 20:01	66.2	1/9/2013 13:06	65.5	1/9/2013 22:11	64.6	4/9/2013 19:16	66.6	6/9/2013 20:21	64.5
29/8/2013 19:01	67.0	31/8/2013 20:06	66.6	1/9/2013 13:11	66.6	1/9/2013 22:16	64.9	4/9/2013 19:21	66.6	6/9/2013 20:26	63.6
29/8/2013 19:06	66.8	31/8/2013 20:11	66.1	1/9/2013 13:16	67.3	1/9/2013 22:21	65.2	4/9/2013 19:26	66.7	6/9/2013 20:31	64.7
29/8/2013 19:11	66.4	31/8/2013 20:16	66.2	1/9/2013 13:21	67.3	1/9/2013 22:26	65.0	4/9/2013 19:31	66.8	6/9/2013 20:36	64.4
29/8/2013 19:16	67.0	31/8/2013 20:21	66.3	1/9/2013 13:26	66.7	1/9/2013 22:31	65.0	4/9/2013 19:36	66.4	6/9/2013 20:41	64.2
29/8/2013 19:21	66.5	31/8/2013 20:26	66.1	1/9/2013 13:31	66.4	1/9/2013 22:36	65.1	4/9/2013 19:41	66.2	6/9/2013 20:46	64.5
29/8/2013 19:26	67.0	31/8/2013 20:31	66.2	1/9/2013 13:36	66.9	1/9/2013 22:41	64.5	4/9/2013 19:46	66.6	6/9/2013 20:51	64.1
29/8/2013 19:31	66.7	31/8/2013 20:36	66.5	1/9/2013 13:41	68.0	1/9/2013 22:46	64.9	4/9/2013 19:51	66.4	6/9/2013 20:56	65.0
29/8/2013 19:36	66.2	31/8/2013 20:41	65.8	1/9/2013 13:46	67.9	1/9/2013 22:51	66.4	4/9/2013 19:56	66.0	6/9/2013 21:01	64.8
29/8/2013 19:41	65.9	31/8/2013 20:46	66.0	1/9/2013 13:51	67.3	1/9/2013 22:56	64.8	4/9/2013 20:01	66.1	6/9/2013 21:06	65.3
29/8/2013 19:46	65.8	31/8/2013 20:51	65.7	1/9/2013 13:56	66.4	2/9/2013 19:01	66.3	4/9/2013 20:06	66.1	6/9/2013 21:11	65.5
29/8/2013 19:51	65.6	31/8/2013 20:56	65.8	1/9/2013 14:01	66.5	2/9/2013 19:06	66.6	4/9/2013 20:11	65.9	6/9/2013 21:16	65.6
29/8/2013 19:56	65.7	31/8/2013 21:01	65.6	1/9/2013 14:06	66.0	2/9/2013 19:11	66.8	4/9/2013 20:16	66.0	6/9/2013 21:21	65.1
29/8/2013 20:01	65.3	31/8/2013 21:06	66.4	1/9/2013 14:11	65.9	2/9/2013 19:16	66.5	4/9/2013 20:21	66.3	6/9/2013 21:26	65.3
29/8/2013 20:06	66.3	31/8/2013 21:11	65.8	1/9/2013 14:16	65.7	2/9/2013 19:21	66.6	4/9/2013 20:26	66.2	6/9/2013 21:31	65.1
29/8/2013 20:11	65.6	31/8/2013 21:16	66.1	1/9/2013 14:21	65.4	2/9/2013 19:26	66.2	4/9/2013 20:31	65.4	6/9/2013 21:36	65.0
29/8/2013 20:16	65.8	31/8/2013 21:21	65.7	1/9/2013 14:26	65.5	2/9/2013 19:31	65.9	4/9/2013 20:36	65.8	6/9/2013 21:41	65.0
29/8/2013 20:21	65.7	31/8/2013 21:26	65.7	1/9/2013 14:31	65.8	2/9/2013 19:36	65.5	4/9/2013 20:41	65.6	6/9/2013 21:46	64.7
29/8/2013 20:26	65.7	31/8/2013 21:31	66.0	1/9/2013 14:36	65.5	2/9/2013 19:41	64.9	4/9/2013 20:46	65.9	6/9/2013 21:51	65.1
29/8/2013 20:31	65.5	31/8/2013 21:36	66.1	1/9/2013 14:41	65.5	2/9/2013 19:46	65.1	4/9/2013 20:51	65.8	6/9/2013 21:56	64.8
29/8/2013 20:36	65.7	31/8/2013 21:41	65.9	1/9/2013 14:46	65.7	2/9/2013 19:51	65.1	4/9/2013 20:56	65.8	6/9/2013 22:01	65.5
29/8/2013 20:41	65.6	31/8/2013 21:46	65.4	1/9/2013 14:51	65.6	2/9/2013 19:56	65.0	4/9/2013 21:01	65.8	6/9/2013 22:06	64.6
29/8/2013 20:46	64.9	31/8/2013 21:51	66.1	1/9/2013 14:56	65.7	2/9/2013 20:01	65.0	4/9/2013 21:06	65.7	6/9/2013 22:11	65.4
29/8/2013 20:51	65.8	31/8/2013 21:56	66.0	1/9/2013 15:01	66.3	2/9/2013 20:06	65.1	4/9/2013 21:11	65.8	6/9/2013 22:16	65.1
29/8/2013 20:56	65.5	31/8/2013 22:01	65.6	1/9/2013 15:06	66.9	2/9/2013 20:11	65.9	4/9/2013 21:16	65.6	6/9/2013 22:21	64.8
29/8/2013 21:01	65.3	31/8/2013 22:06	65.6	1/9/2013 15:11	66.5	2/9/2013 20:16	67.0	4/9/2013 21:21	65.7	6/9/2013 22:26	64.8
29/8/2013 21:06	65.1	31/8/2013 22:11	65.6	1/9/2013 15:16	65.9	2/9/2013 20:21	66.6	4/9/2013 21:26	65.8	6/9/2013 22:31	64.7
29/8/2013 21:11	64.9	31/8/2013 22:16	65.8	1/9/2013 15:21	66.1	2/9/2013 20:26	67.8	4/9/2013 21:31	65.8	6/9/2013 22:36	65.2
29/8/2013 21:16	65.2	31/8/2013 22:21	65.7	1/9/2013 15:26	66.8	2/9/2013 20:31	68.2	4/9/2013 21:36	65.9	6/9/2013 22:41	64.9
29/8/2013 21:21	64.8	31/8/2013 22:26	65.7	1/9/2013 15:31	66.2	2/9/2013 20:36	68.9	4/9/2013 21:41	65.5	6/9/2013 22:46	64.4
29/8/2013 21:26	65.0	31/8/2013 22:31	65.6	1/9/2013 15:36	66.1	2/9/2013 20:41	68.1	4/9/2013 21:46	65.3	6/9/2013 22:51	64.9
29/8/2013 21:31	64.8	31/8/2013 22:36	65.8	1/9/2013 15:41	66.7	2/9/2013 20:46	67.0	4/9/2013 21:51	65.6	6/9/2013 22:56	65.3
29/8/2013 21:36	65.0	31/8/2013 22:41	66.0	1/9/2013 15:46	66.6	2/9/2013 20:51	66.2	4/9/2013 21:56	65.5	7/9/2013 19:01	65.4
29/8/2013 21:41	64.8	31/8/2013 22:46	65.9	1/9/2013 15:51	66.8	2/9/2013 20:56	66.8	4/9/2013 22:01	67.9	7/9/2013 19:06	65.2
29/8/2013 21:46	64.6	31/8/2013 22:51	65.7	1/9/2013 15:56	66.8	2/9/2013 21:01	66.4	4/9/2013 22:06	67.2	7/9/2013 19:11	65.5
29/8/2013 21:51	64.8	31/8/2013 22:56	65.1	1/9/2013 16:01	66.8	2/9/2013 21:06	66.5	4/9/2013 22:11	66.5	7/9/2013 19:16	65.1
29/8/2013 21:56	64.8	1/9/2013 7:01	64.3	1/9/2013 16:06	66.5	2/9/2013 21:11	65.5	4/9/2013 22:16	67.0	7/9/2013 19:21	65.7
29/8/2013 22:01	64.5	1/9/2013 7:06	64.2	1/9/2013 16:11	66.8	2/9/2013 21:16	65.7	4/9/2013 22:21	67.3	7/9/2013 19:26	65.9
29/8/2013 22:06	65.2	1/9/2013 7:11	64.6	1/9/2013 16:16	66.6	2/9/2013 21:21	66.1	4/9/2013 22:26	66.4	7/9/2013 19:31	66.4
29/8/2013 22:11	64.8	1/9/2013 7:16	64.4	1/9/2013 16:21	66.5	2/9/2013 21:26	65.5	4/9/2013 22:31	66.4	7/9/2013 19:36	66.1
29/8/2013 22:16	64.9	1/9/2013 7:21	66.5	1/9/2013 16:26	66.6	2/9/2013 21:31	65.4	4/9/2013 22:36	66.6	7/9/2013 19:41	65.6
29/8/2013 22:21	64.9	1/9/2013 7:26	67.2	1/9/2013 16:31	66.7	2/9/2013 21:36	66.0	4/9/2013 22:41	66.9	7/9/2013 19:46	65.6
29/8/2013 22:26	64.8	1/9/2013 7:31	64.8	1/9/2013 16:36	66.5	2/9/2013 21:41	64.8	4/9/2013 22:46	61.4	7/9/2013 19:51	66.1
29/8/2013 22:31	64.4	1/9/2013 7:36	66.1	1/9/2013 16:41	66.5	2/9/2013 21:46	60.1	4/9/2013 22:51	67.6	7/9/2013 19:56	65.3
29/8/2013 22:36	65.3	1/9/2013 7:41	64.6	1/9/2013 16:46	66.1	2/9/2013 21:51	60.4	4/9/2013 22:56	67.0	7/9/2013 20:01	65.5
29/8/2013 22:41	65.0	1/9/2013 7:46	64.7	1/9/2013 1							

Real-time Noise Data		RTN1 (Food and Environmental Hygiene Department Depot)									
8/9/2013 7:21	65.6	8/9/2013 16:26	65.5	9/9/2013 21:31	65.4	11/9/2013 22:36	64.6	14/9/2013 19:41	65.8	15/9/2013 12:46	65.7
8/9/2013 7:26	65.5	8/9/2013 16:31	65.7	9/9/2013 21:36	65.6	11/9/2013 22:41	64.8	14/9/2013 19:46	65.9	15/9/2013 12:51	66.8
8/9/2013 7:31	64.2	8/9/2013 16:36	65.5	9/9/2013 21:41	65.7	11/9/2013 22:46	65.9	14/9/2013 19:51	65.9	15/9/2013 12:56	66.4
8/9/2013 7:36	64.6	8/9/2013 16:41	65.8	9/9/2013 21:46	65.3	11/9/2013 22:51	64.8	14/9/2013 19:56	65.5	15/9/2013 13:01	66.8
8/9/2013 7:41	64.4	8/9/2013 16:46	65.8	9/9/2013 21:51	65.0	11/9/2013 22:56	65.0	14/9/2013 20:01	65.3	15/9/2013 13:06	67.3
8/9/2013 7:46	64.4	8/9/2013 16:51	65.6	9/9/2013 21:56	64.8	11/9/2013 23:01	64.4	14/9/2013 20:06	65.6	15/9/2013 13:11	67.1
8/9/2013 7:51	64.5	8/9/2013 16:56	65.9	9/9/2013 22:01	65.2	11/9/2013 23:06	65.4	14/9/2013 20:11	65.8	15/9/2013 13:16	66.7
8/9/2013 7:56	64.6	8/9/2013 17:01	65.8	9/9/2013 22:06	64.7	11/9/2013 23:11	64.6	14/9/2013 20:16	65.3	15/9/2013 13:21	65.9
8/9/2013 8:01	64.3	8/9/2013 17:06	66.1	9/9/2013 22:11	64.9	11/9/2013 23:16	64.5	14/9/2013 20:21	65.1	15/9/2013 13:26	66.4
8/9/2013 8:06	64.8	8/9/2013 17:11	65.8	9/9/2013 22:16	64.9	11/9/2013 23:21	64.8	14/9/2013 20:26	65.6	15/9/2013 13:31	65.8
8/9/2013 8:11	64.5	8/9/2013 17:16	66.0	9/9/2013 22:21	65.1	11/9/2013 23:26	65.7	14/9/2013 20:31	65.3	15/9/2013 13:36	66.0
8/9/2013 8:16	64.8	8/9/2013 17:21	65.8	9/9/2013 22:26	65.0	11/9/2013 23:31	65.2	14/9/2013 20:36	64.9	15/9/2013 13:41	65.8
8/9/2013 8:21	65.8	8/9/2013 17:26	65.9	9/9/2013 22:31	65.1	11/9/2013 23:36	64.7	14/9/2013 20:41	65.3	15/9/2013 13:46	66.2
8/9/2013 8:26	64.9	8/9/2013 17:31	66.0	9/9/2013 22:36	65.1	11/9/2013 23:41	64.9	14/9/2013 20:46	65.0	15/9/2013 13:51	65.5
8/9/2013 8:31	65.2	8/9/2013 17:36	66.3	9/9/2013 22:41	64.8	11/9/2013 23:46	65.0	14/9/2013 20:51	65.1	15/9/2013 13:56	65.7
8/9/2013 8:36	65.4	8/9/2013 17:41	66.5	9/9/2013 22:46	65.2	11/9/2013 23:51	65.3	14/9/2013 20:56	65.0	15/9/2013 14:01	66.3
8/9/2013 8:41	65.5	8/9/2013 17:46	65.8	9/9/2013 22:51	65.0	11/9/2013 23:56	65.1	14/9/2013 21:01	65.4	15/9/2013 14:06	66.2
8/9/2013 8:46	65.6	8/9/2013 17:51	65.8	9/9/2013 22:56	64.9	11/9/2013 24:01	65.9	14/9/2013 21:06	65.4	15/9/2013 14:11	66.3
8/9/2013 8:51	65.4	8/9/2013 17:56	65.4	10/9/2013 19:01	65.9	11/9/2013 24:06	65.4	14/9/2013 21:11	65.2	15/9/2013 14:16	66.4
8/9/2013 8:56	66.2	8/9/2013 18:01	65.7	10/9/2013 19:06	65.8	11/9/2013 24:11	65.5	14/9/2013 21:16	65.3	15/9/2013 14:21	66.3
8/9/2013 9:01	65.5	8/9/2013 18:06	65.9	10/9/2013 19:11	65.8	11/9/2013 24:16	66.1	14/9/2013 21:21	65.8	15/9/2013 14:26	65.8
8/9/2013 9:06	65.8	8/9/2013 18:11	65.6	10/9/2013 19:16	66.0	11/9/2013 24:21	65.5	14/9/2013 21:26	65.0	15/9/2013 14:31	65.4
8/9/2013 9:11	65.3	8/9/2013 18:16	65.6	10/9/2013 19:21	66.2	11/9/2013 24:26	65.4	14/9/2013 21:31	65.0	15/9/2013 14:36	66.8
8/9/2013 9:16	65.8	8/9/2013 18:21	65.8	10/9/2013 19:26	66.4	11/9/2013 24:31	65.5	14/9/2013 21:36	65.2	15/9/2013 14:41	67.1
8/9/2013 9:21	66.0	8/9/2013 18:26	65.8	10/9/2013 19:31	66.3	11/9/2013 24:36	65.3	14/9/2013 21:41	65.5	15/9/2013 14:46	66.9
8/9/2013 9:26	65.8	8/9/2013 18:31	65.8	10/9/2013 19:36	66.2	11/9/2013 24:41	65.0	14/9/2013 21:46	65.0	15/9/2013 14:51	66.6
8/9/2013 9:31	66.2	8/9/2013 18:36	66.2	10/9/2013 19:41	66.0	11/9/2013 24:46	65.1	14/9/2013 21:51	65.1	15/9/2013 14:56	66.2
8/9/2013 9:36	65.8	8/9/2013 18:41	65.9	10/9/2013 19:46	66.0	11/9/2013 24:51	65.3	14/9/2013 21:56	65.2	15/9/2013 15:01	66.3
8/9/2013 9:41	67.2	8/9/2013 18:46	65.9	10/9/2013 19:51	65.8	11/9/2013 24:56	65.2	14/9/2013 22:01	65.1	15/9/2013 15:06	65.8
8/9/2013 9:46	65.6	8/9/2013 18:51	65.6	10/9/2013 19:56	66.0	11/9/2013 25:01	65.2	14/9/2013 22:06	65.0	15/9/2013 15:11	66.1
8/9/2013 9:51	65.9	8/9/2013 18:56	65.7	10/9/2013 20:01	65.5	11/9/2013 25:06	65.3	14/9/2013 22:11	65.2	15/9/2013 15:16	66.6
8/9/2013 9:56	65.9	8/9/2013 19:01	65.5	10/9/2013 20:06	66.1	11/9/2013 25:11	65.4	14/9/2013 22:16	65.3	15/9/2013 15:21	66.4
8/9/2013 10:01	65.7	8/9/2013 19:06	65.5	10/9/2013 20:11	65.9	11/9/2013 25:16	65.1	14/9/2013 22:21	65.4	15/9/2013 15:26	66.0
8/9/2013 10:06	66.0	8/9/2013 19:11	65.7	10/9/2013 20:16	65.8	11/9/2013 25:21	65.9	14/9/2013 22:26	65.1	15/9/2013 15:31	66.2
8/9/2013 10:11	65.4	8/9/2013 19:16	65.8	10/9/2013 20:21	66.0	11/9/2013 25:26	65.8	14/9/2013 22:31	65.8	15/9/2013 15:36	65.6
8/9/2013 10:16	65.9	8/9/2013 19:21	65.2	10/9/2013 20:26	65.4	11/9/2013 25:31	65.5	14/9/2013 22:36	64.6	15/9/2013 15:41	66.2
8/9/2013 10:21	66.1	8/9/2013 19:26	65.3	10/9/2013 20:31	65.2	11/9/2013 25:36	65.4	14/9/2013 22:41	64.3	15/9/2013 15:46	65.7
8/9/2013 10:26	66.0	8/9/2013 19:31	65.6	10/9/2013 20:36	65.5	11/9/2013 25:41	64.8	14/9/2013 22:46	64.9	15/9/2013 15:51	66.1
8/9/2013 10:31	65.8	8/9/2013 19:36	66.1	10/9/2013 20:41	65.8	11/9/2013 25:46	65.0	14/9/2013 22:51	64.5	15/9/2013 15:56	66.1
8/9/2013 10:36	65.7	8/9/2013 19:41	65.0	10/9/2013 20:46	65.4	11/9/2013 25:51	65.3	14/9/2013 22:56	65.0	15/9/2013 16:01	65.7
8/9/2013 10:41	66.1	8/9/2013 19:46	65.2	10/9/2013 20:51	65.6	11/9/2013 25:56	65.5	15/9/2013 7:01	63.9	15/9/2013 16:06	65.8
8/9/2013 10:46	66.0	8/9/2013 19:51	65.1	10/9/2013 20:56	65.5	11/9/2013 26:01	65.2	15/9/2013 7:06	63.8	15/9/2013 16:11	65.8
8/9/2013 10:51	65.4	8/9/2013 19:56	65.7	10/9/2013 21:01	65.7	11/9/2013 26:06	65.3	15/9/2013 7:11	64.2	15/9/2013 16:16	66.4
8/9/2013 10:56	65.4	8/9/2013 20:01	65.3	10/9/2013 21:06	65.4	11/9/2013 26:11	65.2	15/9/2013 7:16	64.0	15/9/2013 16:21	66.1
8/9/2013 11:01	65.5	8/9/2013 20:06	65.4	10/9/2013 21:11	66.0	11/9/2013 26:16	65.0	15/9/2013 7:21	65.4	15/9/2013 16:26	65.5
8/9/2013 11:06	65.6	8/9/2013 20:11	64.9	10/9/2013 21:16	65.5	11/9/2013 26:21	65.1	15/9/2013 7:26	64.2	15/9/2013 16:31	65.5
8/9/2013 11:11	65.8	8/9/2013 20:16	64.7	10/9/2013 21:21	65.3	11/9/2013 26:26	65.1	15/9/2013 7:31	64.7	15/9/2013 16:36	65.5
8/9/2013 11:16	65.7	8/9/2013 20:21	65.0	10/9/2013 21:26	65.2	11/9/2013 26:31	65.0	15/9/2013 7:36	63.8	15/9/2013 16:41	65.8
8/9/2013 11:21	65.9	8/9/2013 20:26	65.0	10/9/2013 21:31	65.8	11/9/2013 26:36	64.9	15/9/2013 7:41	64.9	15/9/2013 16:46	65.4
8/9/2013 11:26	65.9	8/9/2013 20:31	65.0	10/9/2013 21:36	66.1	11/9/2013 26:41	65.2	15/9/2013 7:46	64.4	15/9/2013 16:51	65.2
8/9/2013 11:31	66.7	8/9/2013 20:36	65.5	10/9/2013 21:41	65.3	11/9/2013 26:46	65.2	15/9/2013 7:51	64.7	15/9/2013 16:56	65.4
8/9/2013 11:36	66.0	8/9/2013 20:41	65.3	10/9/2013 21:46	65.7	11/9/2013 26:51	64.7	15/9/2013 7:56	63.8	15/9/2013 17:01	65.3
8/9/2013 11:41	65.9	8/9/2013 20:46	65.2	10/9/2013 21:51	65.2	11/9/2013 26:56	65.2	15/9/2013 8:01	64.3	15/9/2013 17:06	65.3
8/9/2013 11:46	65.9	8/9/2013 20:51	65.0	10/9/2013 21:56	65.6	11/9/2013 27:01	64.5	15/9/2013 8:06	65.1	15/9/2013 17:11	65.2
8/9/2013 11:51	66.6	8/9/2013 20:56	65.6	10/9/2013 22:01	65.0	11/9/2013 27:06	64.4	15/9/2013 8:11	65.3	15/9/2013 17:16	65.3
8/9/2013 11:56	65.9	8/9/2013 21:01	64.8	10/9/2013 22:06	65.2	11/9/2013 27:11	64.6	15/9/2013 8:16	64.9	15/9/2013 17:21	65.6
8/9/2013 12:01	65.5	8/9/2013 21:06	65.4	10/9/2013 22:11	65.1	11/9/2013 27:16	64.1	15/9/2013 8:21	65.4	15/9/2013 17:26	65.7
8/9/2013 12:06	65.9	8/9/2013 21:11	65.0	10/9/2013 22:16	65.1	11/9/2013 27:21	64.3	15/9/2013 8:26	65.4	15/9/2013 17:31	65.5
8/9/2013 12:11	65.4	8/9/2013 21:16	65.1	10/9/2013 22:21	64.8	11/9/2013 27:26	65.2	15/9/2013 8:31	65.5	15/9/2013 17:36	65.6
8/9/2013 12:16	65.5	8/9/2013 21:21	65.1	10/9/2013 22:26	65.4	11/9/2013 27:31	64.5	15/9/2013 8:36	65.1	15/9/2013 17:41	65.9
8/9/2013 12:21	65.5	8/9/2013 21:26	64.8	10/9/2013 22:31	64.8	11/9/2013 27:36	64.1	15/9/2013 8:41	65.8	15/9/2013 17:46	65.8
8/9/2013 12:26	65.5	8/9/2013 21:31	64.9	10/9/2013 22:36	64.8	11/9/2013 27:41	63.7	15/9/2013 8:46	65.5	15/9/2013 17:51	65.7
8/9/2013 12:31	65.4	8/9/2013 21:36	65.2	10/9/2013 22:41	65.2	11/9/2013 27:46	64.8	15/9/2013 8:51	65.3	15/9/2013 17:56	65.6
8/9/2013 12:36	65.4	8/9/2013 21:41	65.3	10/9/2013 22:46	65.4	11/9/2013 27:51	64.3	15/9/2013 8:56	65.7	15/9/2013 18:01	65.9
8/9/2013 12:41	65.7	8/9/2013 21:46	65.1	10/9/2013 22:51	65.1	11/9/2013 27:56	65.3	15/9/2013 9:01	65.8	15/9/2013 18:06	65.6
8/9/2013 12:46	65.8	8/9/2013 21:51	64.8	10/9/2013 22:56	65.4	11/9/2013 28:01	65.8	15/9/2013 9:06	65.7	15/9/2013 18:11	65.2
8/9/2013 12:51	65.8	8/9/2013 21:56	64.7	11/9/2013 19:01	65.4	11/9/2013 28:06	66.1	15/9/2013 9:11	65.9	15/9/2013 18:16	65.3
8/9/2013 12:56	65.7	8/9/2013 22:01	64.6	11/9/2013 19:06	65.4	11/9/2013 28:11	66.4	15/9/2013 9:16	65.7	15/9/2013 18:21	65.6
8/9/2013 13:01	65.9	8/9/2013 22:06	64.6	11/9/2013 19:11	65.8	11/9/2013 28:16	66.3	15/9/2013 9:21	65.8	15/9/2013 18:26	65.4
8/9/2013 13:06	65.9	8/9/2013 22:11	64.9	11/9/2013 19:16	65.7	11/9/2013 28:21	66.7	15/9/2013 9:26	66.0		

Real-time Noise Data	RTN1 (Food and Environmental Hygiene Department Depot)										
15/9/2013 21:51	64.0	17/9/2013 22:56	64.9	20/9/2013 8:01	64.4	20/9/2013 17:06	65.0	21/9/2013 22:11	64.9	22/9/2013 15:16	67.0
15/9/2013 21:56	64.3	18/9/2013 19:01	65.1	20/9/2013 8:06	64.3	20/9/2013 17:11	65.0	21/9/2013 22:16	65.2	22/9/2013 15:21	67.2
15/9/2013 22:01	65.0	18/9/2013 19:06	64.7	20/9/2013 8:11	64.6	20/9/2013 17:16	65.6	21/9/2013 22:21	65.1	22/9/2013 15:26	67.1
15/9/2013 22:06	64.6	18/9/2013 19:11	64.8	20/9/2013 8:16	65.0	20/9/2013 17:21	65.6	21/9/2013 22:26	65.1	22/9/2013 15:31	67.3
15/9/2013 22:11	65.1	18/9/2013 19:16	64.7	20/9/2013 8:21	64.9	20/9/2013 17:26	64.7	21/9/2013 22:31	65.4	22/9/2013 15:36	67.2
15/9/2013 22:16	64.5	18/9/2013 19:21	64.8	20/9/2013 8:26	65.0	20/9/2013 17:31	64.9	21/9/2013 22:36	65.1	22/9/2013 15:41	67.5
15/9/2013 22:21	64.7	18/9/2013 19:26	64.6	20/9/2013 8:31	65.0	20/9/2013 17:36	65.0	21/9/2013 22:41	65.2	22/9/2013 15:46	67.2
15/9/2013 22:26	64.3	18/9/2013 19:31	64.8	20/9/2013 8:36	65.4	20/9/2013 17:41	65.2	21/9/2013 22:46	64.9	22/9/2013 15:51	67.1
15/9/2013 22:31	64.3	18/9/2013 19:36	63.7	20/9/2013 8:41	65.6	20/9/2013 17:46	64.9	21/9/2013 22:51	65.5	22/9/2013 15:56	67.4
15/9/2013 22:36	64.6	18/9/2013 19:41	63.9	20/9/2013 8:46	65.8	20/9/2013 17:51	65.3	21/9/2013 22:56	64.9	22/9/2013 16:01	67.6
15/9/2013 22:41	64.7	18/9/2013 19:46	64.1	20/9/2013 8:51	65.3	20/9/2013 17:56	64.8	22/9/2013 7:01	63.6	22/9/2013 16:06	67.3
15/9/2013 22:46	64.3	18/9/2013 19:51	64.6	20/9/2013 8:56	65.0	20/9/2013 18:01	64.6	22/9/2013 7:06	64.5	22/9/2013 16:11	67.0
15/9/2013 22:51	64.6	18/9/2013 19:56	65.6	20/9/2013 9:01	65.3	20/9/2013 18:06	65.0	22/9/2013 7:11	63.8	22/9/2013 16:16	67.7
15/9/2013 22:56	65.1	18/9/2013 20:01	65.5	20/9/2013 9:06	65.3	20/9/2013 18:11	65.0	22/9/2013 7:16	64.4	22/9/2013 16:21	67.5
16/9/2013 19:01	66.1	18/9/2013 20:06	65.6	20/9/2013 9:11	65.1	20/9/2013 18:16	65.3	22/9/2013 7:21	63.8	22/9/2013 16:26	67.6
16/9/2013 19:06	66.2	18/9/2013 20:11	66.0	20/9/2013 9:16	65.4	20/9/2013 18:21	65.3	22/9/2013 7:26	63.9	22/9/2013 16:31	67.2
16/9/2013 19:11	66.5	18/9/2013 20:16	65.6	20/9/2013 9:21	65.4	20/9/2013 18:26	64.9	22/9/2013 7:31	63.6	22/9/2013 16:36	67.8
16/9/2013 19:16	66.5	18/9/2013 20:21	65.6	20/9/2013 9:26	65.5	20/9/2013 18:31	64.9	22/9/2013 7:36	64.0	22/9/2013 16:41	67.4
16/9/2013 19:21	66.6	18/9/2013 20:26	65.5	20/9/2013 9:31	65.9	20/9/2013 18:36	65.1	22/9/2013 7:41	64.7	22/9/2013 16:46	66.8
16/9/2013 19:26	66.6	18/9/2013 20:31	65.3	20/9/2013 9:36	65.9	20/9/2013 18:41	65.4	22/9/2013 7:46	64.5	22/9/2013 16:51	67.3
16/9/2013 19:31	66.7	18/9/2013 20:36	65.2	20/9/2013 9:41	66.0	20/9/2013 18:46	64.8	22/9/2013 7:51	64.7	22/9/2013 16:56	67.1
16/9/2013 19:36	66.7	18/9/2013 20:41	65.5	20/9/2013 9:46	65.9	20/9/2013 18:51	64.9	22/9/2013 7:56	63.7	22/9/2013 17:01	66.9
16/9/2013 19:41	66.4	18/9/2013 20:46	65.3	20/9/2013 9:51	66.1	20/9/2013 18:56	64.9	22/9/2013 8:01	64.3	22/9/2013 17:06	67.2
16/9/2013 19:46	66.4	18/9/2013 20:51	65.2	20/9/2013 9:56	66.3	20/9/2013 19:01	65.4	22/9/2013 8:06	64.0	22/9/2013 17:11	67.2
16/9/2013 19:51	66.3	18/9/2013 20:56	65.2	20/9/2013 10:01	65.5	20/9/2013 19:06	65.0	22/9/2013 8:11	64.4	22/9/2013 17:16	67.0
16/9/2013 19:56	66.1	18/9/2013 21:01	65.4	20/9/2013 10:06	65.5	20/9/2013 19:11	65.0	22/9/2013 8:16	64.6	22/9/2013 17:21	66.5
16/9/2013 20:01	66.2	18/9/2013 21:06	64.7	20/9/2013 10:11	65.5	20/9/2013 19:16	65.0	22/9/2013 8:21	64.4	22/9/2013 17:26	67.2
16/9/2013 20:06	66.1	18/9/2013 21:11	65.5	20/9/2013 10:16	66.1	20/9/2013 19:21	65.0	22/9/2013 8:26	64.9	22/9/2013 17:31	67.1
16/9/2013 20:11	66.1	18/9/2013 21:16	65.5	20/9/2013 10:21	66.3	20/9/2013 19:26	65.1	22/9/2013 8:31	64.3	22/9/2013 17:36	66.8
16/9/2013 20:16	66.1	18/9/2013 21:21	65.3	20/9/2013 10:26	66.6	20/9/2013 19:31	65.0	22/9/2013 8:36	64.7	22/9/2013 17:41	66.9
16/9/2013 20:21	65.9	18/9/2013 21:26	65.3	20/9/2013 10:31	66.5	20/9/2013 19:36	64.7	22/9/2013 8:41	64.7	22/9/2013 17:46	66.7
16/9/2013 20:26	66.1	18/9/2013 21:31	64.8	20/9/2013 10:36	66.3	20/9/2013 19:41	64.6	22/9/2013 8:46	64.6	22/9/2013 17:51	66.6
16/9/2013 20:31	65.8	18/9/2013 21:36	65.8	20/9/2013 10:41	66.3	20/9/2013 19:46	64.9	22/9/2013 8:51	64.6	22/9/2013 17:56	66.8
16/9/2013 20:36	65.9	18/9/2013 21:41	65.4	20/9/2013 10:46	65.7	20/9/2013 19:51	64.6	22/9/2013 8:56	65.1	22/9/2013 18:01	65.9
16/9/2013 20:41	65.6	18/9/2013 21:46	65.2	20/9/2013 10:51	65.7	20/9/2013 19:56	64.5	22/9/2013 9:01	64.8	22/9/2013 18:06	66.7
16/9/2013 20:46	66.0	18/9/2013 21:51	64.6	20/9/2013 10:56	66.1	20/9/2013 20:01	64.2	22/9/2013 9:06	64.8	22/9/2013 18:11	66.0
16/9/2013 20:51	66.1	18/9/2013 21:56	64.9	20/9/2013 11:01	65.8	20/9/2013 20:06	64.6	22/9/2013 9:11	64.9	22/9/2013 18:16	66.6
16/9/2013 20:56	65.8	18/9/2013 22:01	64.6	20/9/2013 11:06	66.3	20/9/2013 20:11	64.6	22/9/2013 9:16	65.3	22/9/2013 18:21	66.2
16/9/2013 21:01	65.7	18/9/2013 22:06	65.5	20/9/2013 11:11	66.3	20/9/2013 20:16	64.2	22/9/2013 9:21	65.2	22/9/2013 18:26	66.4
16/9/2013 21:06	65.6	18/9/2013 22:11	65.1	20/9/2013 11:16	66.4	20/9/2013 20:21	64.5	22/9/2013 9:26	65.6	22/9/2013 18:31	66.1
16/9/2013 21:11	65.6	18/9/2013 22:16	66.2	20/9/2013 11:21	66.0	20/9/2013 20:26	64.1	22/9/2013 9:31	65.7	22/9/2013 18:36	66.0
16/9/2013 21:16	65.7	18/9/2013 22:21	65.5	20/9/2013 11:26	66.4	20/9/2013 20:31	64.5	22/9/2013 9:36	65.7	22/9/2013 18:41	66.7
16/9/2013 21:21	65.6	18/9/2013 22:26	65.1	20/9/2013 11:31	65.6	20/9/2013 20:36	64.6	22/9/2013 9:41	65.4	22/9/2013 18:46	66.5
16/9/2013 21:26	65.7	18/9/2013 22:31	65.6	20/9/2013 11:36	66.2	20/9/2013 20:41	64.5	22/9/2013 9:46	65.0	22/9/2013 18:51	65.8
16/9/2013 21:31	65.7	18/9/2013 22:36	64.5	20/9/2013 11:41	65.6	20/9/2013 20:46	64.6	22/9/2013 9:51	65.1	22/9/2013 18:56	66.1
16/9/2013 21:36	66.0	18/9/2013 22:41	65.0	20/9/2013 11:46	65.4	20/9/2013 20:51	64.5	22/9/2013 9:56	65.7	22/9/2013 19:01	66.0
16/9/2013 21:41	65.4	18/9/2013 22:46	65.2	20/9/2013 11:51	65.2	20/9/2013 20:56	65.1	22/9/2013 10:01	65.4	22/9/2013 19:06	67.1
16/9/2013 21:46	65.5	18/9/2013 22:51	65.9	20/9/2013 11:56	65.8	20/9/2013 21:01	64.5	22/9/2013 10:06	65.1	22/9/2013 19:11	67.3
16/9/2013 21:51	65.4	18/9/2013 22:56	65.0	20/9/2013 12:01	66.0	20/9/2013 21:06	65.7	22/9/2013 10:11	65.4	22/9/2013 19:16	67.3
16/9/2013 21:56	65.4	19/9/2013 19:01	64.8	20/9/2013 12:06	65.6	20/9/2013 21:11	64.7	22/9/2013 10:16	65.6	22/9/2013 19:21	67.0
16/9/2013 22:01	66.6	19/9/2013 19:06	65.4	20/9/2013 12:11	65.4	20/9/2013 21:16	64.5	22/9/2013 10:21	64.7	22/9/2013 19:26	67.1
16/9/2013 22:06	66.4	19/9/2013 19:11	65.1	20/9/2013 12:16	65.6	20/9/2013 21:21	64.5	22/9/2013 10:26	64.8	22/9/2013 19:31	67.5
16/9/2013 22:11	66.1	19/9/2013 19:16	65.1	20/9/2013 12:21	65.4	20/9/2013 21:26	64.6	22/9/2013 10:31	65.0	22/9/2013 19:36	66.5
16/9/2013 22:16	66.3	19/9/2013 19:21	65.2	20/9/2013 12:26	65.7	20/9/2013 21:31	64.4	22/9/2013 10:36	65.7	22/9/2013 19:41	66.2
16/9/2013 22:21	66.3	19/9/2013 19:26	65.2	20/9/2013 12:31	66.1	20/9/2013 21:36	64.5	22/9/2013 10:41	64.9	22/9/2013 19:46	65.4
16/9/2013 22:26	66.0	19/9/2013 19:31	65.4	20/9/2013 12:36	65.5	20/9/2013 21:41	64.7	22/9/2013 10:46	65.4	22/9/2013 19:51	65.9
16/9/2013 22:31	66.0	19/9/2013 19:36	65.2	20/9/2013 12:41	66.1	20/9/2013 21:46	64.5	22/9/2013 10:51	66.2	22/9/2013 19:56	66.0
16/9/2013 22:36	65.8	19/9/2013 19:41	65.2	20/9/2013 12:46	66.9	20/9/2013 21:51	65.2	22/9/2013 10:56	65.9	22/9/2013 20:01	66.2
16/9/2013 22:41	66.0	19/9/2013 19:46	65.4	20/9/2013 12:51	66.6	20/9/2013 21:56	64.8	22/9/2013 11:01	65.9	22/9/2013 20:06	66.1
16/9/2013 22:46	67.8	19/9/2013 19:51	64.9	20/9/2013 12:56	66.4	20/9/2013 22:01	64.7	22/9/2013 11:06	66.0	22/9/2013 20:11	65.8
16/9/2013 22:51	66.7	19/9/2013 19:56	65.2	20/9/2013 13:01	65.9	20/9/2013 22:06	64.9	22/9/2013 11:11	66.1	22/9/2013 20:16	66.0
16/9/2013 22:56	66.1	19/9/2013 20:01	64.7	20/9/2013 13:06	66.4	20/9/2013 22:11	64.9	22/9/2013 11:16	65.5	22/9/2013 20:21	66.6
17/9/2013 19:01	66.4	19/9/2013 20:06	65.1	20/9/2013 13:11	65.8	20/9/2013 22:16	64.7	22/9/2013 11:21	66.8	22/9/2013 20:26	66.4
17/9/2013 19:06	66.6	19/9/2013 20:11	65.1	20/9/2013 13:16	65.6	20/9/2013 22:21	65.1	22/9/2013 11:26	65.7	22/9/2013 20:31	67.7
17/9/2013 19:11	66.4	19/9/2013 20:16	65.0	20/9/2013 13:21	65.7	20/9/2013 22:26	64.8	22/9/2013 11:31	66.2	22/9/2013 20:36	67.5
17/9/2013 19:16	66.3	19/9/2013 20:21	65.3	20/9/2013 13:26	65.8	20/9/2013 22:31	65.3	22/9/2013 11:36	66.3	22/9/2013 20:41	66.9
17/9/2013 19:21	66.4	19/9/2013 20:26	64.9	20/9/2013 13:31	65.2	20/9/2013 22:36	64.9	22/9/2013 11:41	66.0	22/9/2013 20:46	68.3
17/9/2013 19:26	66.2	19/9/2013 20:31	64.7	20/9/2013 13:36	65.8	20/9/2013 22:41	65.6	22/9/2013 11:46	66.2	22/9/2013 20:51	67.2
17/9/2013 19:31	66.2	19/9/2013 20:36	64.8	20/9/2013 13:41	65.4	20/9/2013 22:46	64.8	22/9/2013 11:51	66.2	22/9/2013 20:56	68.0
17/9/20											

Real-time Noise Data	RTN1 (Food and Environmental Hygiene Department Depot)										
23/9/2013 20:21	67.1	25/9/2013 21:26	65.5	27/9/2013 22:31	65.0	29/8/2013 0:21	59.9	30/8/2013 1:26	54.8	31/8/2013 2:31	57.2
23/9/2013 20:26	66.7	25/9/2013 21:31	66.0	27/9/2013 22:36	65.5	29/8/2013 0:26	59.5	30/8/2013 1:31	53.7	31/8/2013 2:36	57.7
23/9/2013 20:31	67.1	25/9/2013 21:36	65.8	27/9/2013 22:41	65.3	29/8/2013 0:31	60.1	30/8/2013 1:36	55.1	31/8/2013 2:41	59.5
23/9/2013 20:36	66.7	25/9/2013 21:41	65.7	27/9/2013 22:46	65.1	29/8/2013 0:36	58.2	30/8/2013 1:41	55.8	31/8/2013 2:46	57.8
23/9/2013 20:41	66.7	25/9/2013 21:46	65.8	27/9/2013 22:51	64.9	29/8/2013 0:41	59.3	30/8/2013 1:46	61.0	31/8/2013 2:51	56.4
23/9/2013 20:46	66.5	25/9/2013 21:51	65.6			29/8/2013 0:46	59.1	30/8/2013 1:51	63.9	31/8/2013 2:56	57.7
23/9/2013 20:51	66.6	25/9/2013 21:56	65.8			29/8/2013 0:51	56.8	30/8/2013 1:56	62.6	31/8/2013 3:01	61.4
23/9/2013 20:56	66.7	25/9/2013 22:01	65.7			29/8/2013 0:56	56.6	30/8/2013 2:01	62.6	31/8/2013 3:06	55.0
23/9/2013 21:01	66.5	25/9/2013 22:06	65.4			29/8/2013 1:01	58.9	30/8/2013 2:06	63.2	31/8/2013 3:11	54.3
23/9/2013 21:06	66.4	25/9/2013 22:11	65.6			29/8/2013 1:06	56.6	30/8/2013 2:11	61.6	31/8/2013 3:16	52.9
23/9/2013 21:11	66.8	25/9/2013 22:16	65.4			29/8/2013 1:11	54.7	30/8/2013 2:16	59.5	31/8/2013 3:21	48.4
23/9/2013 21:16	67.4	25/9/2013 22:21	65.8			29/8/2013 1:16	57.3	30/8/2013 2:21	58.5	31/8/2013 3:26	61.8
23/9/2013 21:21	66.4	25/9/2013 22:26	65.2			29/8/2013 1:21	52.5	30/8/2013 2:26	54.4	31/8/2013 3:31	48.8
23/9/2013 21:26	66.7	25/9/2013 22:31	64.8			29/8/2013 1:26	56.7	30/8/2013 2:31	56.7	31/8/2013 3:36	52.3
23/9/2013 21:31	66.5	25/9/2013 22:36	65.3			29/8/2013 1:31	52.6	30/8/2013 2:36	57.2	31/8/2013 3:41	51.9
23/9/2013 21:36	66.4	25/9/2013 22:41	65.2			29/8/2013 1:36	53.4	30/8/2013 2:41	56.6	31/8/2013 3:46	49.6
23/9/2013 21:41	66.4	25/9/2013 22:46	65.2			29/8/2013 1:41	50.9	30/8/2013 2:46	54.3	31/8/2013 3:51	49.6
23/9/2013 21:46	66.2	25/9/2013 22:51	65.3			29/8/2013 1:46	35.5	30/8/2013 2:51	53.7	31/8/2013 3:56	61.9
23/9/2013 21:51	66.4	25/9/2013 22:56	65.3			29/8/2013 1:51	54.4	30/8/2013 2:56	51.7	31/8/2013 4:01	54.8
23/9/2013 21:56	66.6	26/9/2013 19:01	67.6			29/8/2013 1:56	50.1	30/8/2013 3:01	61.9	31/8/2013 4:06	51.9
23/9/2013 22:01	66.4	26/9/2013 19:06	66.0			29/8/2013 2:01	52.3	30/8/2013 3:06	50.7	31/8/2013 4:11	57.2
23/9/2013 22:06	66.5	26/9/2013 19:11	66.3			29/8/2013 2:06	52.1	30/8/2013 3:11	46.0	31/8/2013 4:16	60.2
23/9/2013 22:11	66.6	26/9/2013 19:16	66.3			29/8/2013 2:11	52.4	30/8/2013 3:16	49.8	31/8/2013 4:21	56.9
23/9/2013 22:16	66.5	26/9/2013 19:21	67.2			29/8/2013 2:16	46.0	30/8/2013 3:21	46.0	31/8/2013 4:26	58.4
23/9/2013 22:21	66.7	26/9/2013 19:26	67.1			29/8/2013 2:21	50.0	30/8/2013 3:26	44.0	31/8/2013 4:31	58.2
23/9/2013 22:26	66.2	26/9/2013 19:31	66.1			29/8/2013 1:21	54.7	30/8/2013 3:31	61.7	31/8/2013 4:36	58.0
23/9/2013 22:31	66.9	26/9/2013 19:36	66.2			29/8/2013 1:26	54.9	30/8/2013 3:36	61.7	31/8/2013 4:41	57.7
23/9/2013 22:36	66.4	26/9/2013 19:41	65.7			29/8/2013 1:31	54.6	30/8/2013 3:41	61.7	31/8/2013 4:46	57.9
23/9/2013 22:41	66.3	26/9/2013 19:46	65.7			29/8/2013 1:36	55.2	30/8/2013 3:46	51.9	31/8/2013 4:51	57.7
23/9/2013 22:46	66.1	26/9/2013 19:51	65.4			29/8/2013 1:41	53.5	30/8/2013 3:51	44.6	31/8/2013 4:56	60.0
23/9/2013 22:51	66.3	26/9/2013 19:56	65.4			29/8/2013 1:46	47.9	30/8/2013 3:56	61.8	31/8/2013 5:01	60.1
23/9/2013 22:56	65.9	26/9/2013 20:01	65.2			29/8/2013 1:51	50.7	30/8/2013 4:01	47.9	31/8/2013 5:06	61.9
24/9/2013 19:01	66.1	26/9/2013 20:06	65.2			29/8/2013 1:56	49.1	30/8/2013 4:06	61.6	31/8/2013 5:11	59.9
24/9/2013 19:06	66.2	26/9/2013 20:11	65.5			29/8/2013 2:01	50.3	30/8/2013 4:11	61.8	31/8/2013 5:16	68.1
24/9/2013 19:11	66.0	26/9/2013 20:16	66.2			29/8/2013 2:06	61.8	30/8/2013 4:16	61.8	31/8/2013 5:21	63.0
24/9/2013 19:16	66.1	26/9/2013 20:21	65.9			29/8/2013 2:11	61.9	30/8/2013 4:21	61.3	31/8/2013 5:26	60.9
24/9/2013 19:21	66.2	26/9/2013 20:26	65.9			29/8/2013 2:16	52.5	30/8/2013 4:26	61.0	31/8/2013 5:31	61.1
24/9/2013 19:26	65.9	26/9/2013 20:31	65.9			29/8/2013 2:21	52.7	30/8/2013 4:31	61.5	31/8/2013 5:36	62.4
24/9/2013 19:31	65.8	26/9/2013 20:36	65.7			29/8/2013 2:26	61.5	30/8/2013 4:36	61.4	31/8/2013 5:41	61.8
24/9/2013 19:36	66.2	26/9/2013 20:41	66.3			29/8/2013 2:31	61.8	30/8/2013 4:41	61.2	31/8/2013 5:46	62.8
24/9/2013 19:41	66.1	26/9/2013 20:46	66.3			29/8/2013 2:36	61.9	30/8/2013 4:46	61.6	31/8/2013 5:51	61.5
24/9/2013 19:46	66.7	26/9/2013 20:51	66.5			29/8/2013 2:41	61.8	30/8/2013 4:51	61.2	31/8/2013 5:56	60.5
24/9/2013 19:51	66.5	26/9/2013 20:56	66.4			29/8/2013 2:46	54.9	30/8/2013 4:56	44.6	31/8/2013 6:01	60.3
24/9/2013 19:56	66.0	26/9/2013 21:01	66.4			29/8/2013 2:51	47.6	30/8/2013 5:01	48.6	31/8/2013 6:06	60.0
24/9/2013 20:01	66.0	26/9/2013 21:06	65.8			29/8/2013 2:56	61.5	30/8/2013 5:06	61.6	31/8/2013 6:11	62.3
24/9/2013 20:06	66.1	26/9/2013 21:11	65.7			29/8/2013 3:01	61.4	30/8/2013 5:11	51.5	31/8/2013 6:16	62.3
24/9/2013 20:11	66.0	26/9/2013 21:16	66.1			29/8/2013 3:06	61.5	30/8/2013 5:16	61.9	31/8/2013 6:21	61.1
24/9/2013 20:16	66.0	26/9/2013 21:21	66.4			29/8/2013 3:11	61.5	30/8/2013 5:21	61.9	31/8/2013 6:26	63.0
24/9/2013 20:21	66.5	26/9/2013 21:26	66.5			29/8/2013 3:16	61.3	30/8/2013 5:26	61.7	31/8/2013 6:31	61.8
24/9/2013 20:26	66.6	26/9/2013 21:31	66.2			29/8/2013 3:21	61.5	30/8/2013 5:31	61.7	31/8/2013 6:36	62.0
24/9/2013 20:31	66.5	26/9/2013 21:36	66.1			29/8/2013 3:26	61.0	30/8/2013 5:36	44.0	31/8/2013 6:41	63.0
24/9/2013 20:36	66.6	26/9/2013 21:41	66.1			29/8/2013 3:31	61.3	30/8/2013 5:41	52.6	31/8/2013 6:46	62.7
24/9/2013 20:41	66.2	26/9/2013 21:46	66.1			29/8/2013 3:36	61.6	30/8/2013 5:46	52.3	31/8/2013 6:51	62.9
24/9/2013 20:46	66.2	26/9/2013 21:51	66.4			29/8/2013 3:41	61.5	30/8/2013 5:51	55.2	31/8/2013 6:56	63.8
24/9/2013 20:51	66.1	26/9/2013 21:56	66.0			29/8/2013 3:46	61.3	30/8/2013 5:56	55.4	31/8/2013 23:01	62.8
24/9/2013 20:56	65.9	26/9/2013 22:01	65.9			29/8/2013 3:51	61.5	30/8/2013 6:01	53.8	31/8/2013 23:06	62.7
24/9/2013 21:01	66.6	26/9/2013 22:06	65.8			29/8/2013 3:56	61.1	30/8/2013 6:06	54.7	31/8/2013 23:11	63.0
24/9/2013 21:06	66.8	26/9/2013 22:11	65.8			29/8/2013 4:01	61.0	30/8/2013 6:11	58.4	31/8/2013 23:16	63.2
24/9/2013 21:11	66.3	26/9/2013 22:16	66.0			29/8/2013 4:06	61.2	30/8/2013 6:16	58.1	31/8/2013 23:21	62.5
24/9/2013 21:16	66.4	26/9/2013 22:21	65.4			29/8/2013 4:11	61.3	30/8/2013 6:21	58.6	31/8/2013 23:26	63.2
24/9/2013 21:21	65.9	26/9/2013 22:26	65.9			29/8/2013 4:16	61.3	30/8/2013 6:26	59.7	31/8/2013 23:31	62.6
24/9/2013 21:26	66.3	26/9/2013 22:31	65.5			29/8/2013 4:21	61.1	30/8/2013 6:31	60.0	31/8/2013 23:36	63.2
24/9/2013 21:31	66.3	26/9/2013 22:36	65.9			29/8/2013 4:26	61.5	30/8/2013 6:36	62.0	31/8/2013 23:41	62.9
24/9/2013 21:36	66.4	26/9/2013 22:41	65.5			29/8/2013 4:31	61.3	30/8/2013 6:41	61.7	31/8/2013 23:46	63.2
24/9/2013 21:41	66.0	26/9/2013 22:46	65.6			29/8/2013 4:36	61.3	30/8/2013 6:46	62.2	31/8/2013 23:51	62.8
24/9/2013 21:46	65.9	26/9/2013 22:51	65.8			29/8/2013 4:41	61.3	30/8/2013 6:51	63.7	31/8/2013 23:56	62.9
24/9/2013 21:51	66.1	26/9/2013 22:56	65.9			29/8/2013 4:46	45.1	30/8/2013 6:56	62.8	1/9/2013 0:01	62.4
24/9/2013 21:56	65.6	27/9/2013 19:01	64.8			29/8/2013 4:51	61.5	30/8/2013 23:01	63.1	1/9/2013 0:06	62.6
24/9/2013 22:01	66.1	27/9/2013 19:06	64.8			29/8/2013 4:56	61.8	30/8/2013 23:06	62.6	1/9/2013 0:11	62.4
24/9/2013 22:06	66.6	27/9/2013 19:11	66.0			29/8/2013 5:01	61.7	30/8/2013 23:11	63.7	1/9/2013 0:16	62.7
24/9/2013 22:11	65.7	27/9/2013 19:16	66.0			29/8/2013 5:06	61.8	30/8/2013 23:16	63.7	1/9/2013 0:21	62.5
24/9/2013 22:16	66.2	27/9/2013 19:21	66.4			29/8/2013 5:11	53.6	30/8/2013 23:21	63.2	1/9/2013 0:26	61.8
24/9/2013 22:21	65.9	27/9/2013 19:26	66.1			29/8/2013 5:16	44.6	30/8/2013 23:26	61.9	1/9/2013 0:31	61.6
24/9/2013 22:26	65.4	27/9/2013 19:31	65.7			29/8/2013 5:21	61.4	30/8/2013 23:31	62.9	1/9/2013 0:36	61.1
24/9/2013 22:31	65.6	27/9/2013 19:36	65.5			29/8/2013 5:26	61.9	30/8/2013 23:36	62.8	1/9/2013 0:41	59.4
24/9/2013 22:36	65.6	27/9/2013 19:41	65.3			29/8/2013 5:31	49.4	30/8/2013 23:41	62.6	1/9/2013 0:46	61.4
24/9/2013 22:41	65.3	27/9/2013 19:46	66.3			29/8/2013 5:36	61.8	30/8/2013 23:46	62.7	1/9/2013 0:51	60.9
24/9/2013 22:46	65.8	27/9/2013 19:51	66.2			29/8/2013 5:41	38.5	30/8/2013 23:51	63.1	1/9/2013 0:56	60.6
24/9/2013 22:51	65.7	27/9/2013 19:56	67.5			29/8/2013 5:46	51.6				

Real-time Noise Data		RTN1 (Food and Environmental Hygiene Department Depot)									
1/9/2013 3:36	57.2	2/9/2013 4:41	61.9	3/9/2013 5:46	56.5	4/9/2013 6:51	63.1	5/9/2013 23:56	59.3	7/9/2013 1:01	56.8
1/9/2013 3:41	57.2	2/9/2013 4:46	60.9	3/9/2013 5:51	51.9	4/9/2013 6:56	62.6	6/9/2013 0:01	59.2	7/9/2013 1:06	55.8
1/9/2013 3:46	55.1	2/9/2013 4:51	61.6	3/9/2013 5:56	58.0	4/9/2013 23:01	66.8	6/9/2013 0:06	58.5	7/9/2013 1:11	57.2
1/9/2013 3:51	55.2	2/9/2013 4:56	61.4	3/9/2013 6:01	56.2	4/9/2013 23:06	67.9	6/9/2013 0:11	57.8	7/9/2013 1:16	57.9
1/9/2013 3:56	54.4	2/9/2013 5:01	61.6	3/9/2013 6:06	58.3	4/9/2013 23:11	68.8	6/9/2013 0:16	57.7	7/9/2013 1:21	54.7
1/9/2013 4:01	54.8	2/9/2013 5:06	61.7	3/9/2013 6:11	57.7	4/9/2013 23:16	69.4	6/9/2013 0:21	57.3	7/9/2013 1:26	53.4
1/9/2013 4:06	54.6	2/9/2013 5:11	61.6	3/9/2013 6:16	59.6	4/9/2013 23:21	69.4	6/9/2013 0:26	56.2	7/9/2013 1:31	60.2
1/9/2013 4:11	54.3	2/9/2013 5:16	52.6	3/9/2013 6:21	60.1	4/9/2013 23:26	68.7	6/9/2013 0:31	55.7	7/9/2013 1:36	56.1
1/9/2013 4:16	54.7	2/9/2013 5:21	61.8	3/9/2013 6:26	61.2	4/9/2013 23:31	67.1	6/9/2013 0:36	55.4	7/9/2013 1:41	56.4
1/9/2013 4:21	55.8	2/9/2013 5:26	51.4	3/9/2013 6:31	61.7	4/9/2013 23:36	65.0	6/9/2013 0:41	57.2	7/9/2013 1:46	53.9
1/9/2013 4:26	57.3	2/9/2013 5:31	51.7	3/9/2013 6:36	62.3	4/9/2013 23:41	63.5	6/9/2013 0:46	53.6	7/9/2013 1:51	53.2
1/9/2013 4:31	55.1	2/9/2013 5:36	53.4	3/9/2013 6:41	62.4	4/9/2013 23:46	64.3	6/9/2013 0:51	56.3	7/9/2013 1:56	52.3
1/9/2013 4:36	53.3	2/9/2013 5:41	55.8	3/9/2013 6:46	63.2	4/9/2013 23:51	65.5	6/9/2013 0:56	54.6	7/9/2013 2:01	54.8
1/9/2013 4:41	53.1	2/9/2013 5:46	53.7	3/9/2013 6:51	63.6	4/9/2013 23:56	67.9	6/9/2013 1:01	61.8	7/9/2013 2:06	53.8
1/9/2013 4:46	54.5	2/9/2013 5:51	56.1	3/9/2013 6:56	62.5	5/9/2013 0:01	67.8	6/9/2013 1:06	44.6	7/9/2013 2:11	53.4
1/9/2013 4:51	53.4	2/9/2013 5:56	55.7	3/9/2013 23:01	62.8	5/9/2013 0:06	66.2	6/9/2013 1:11	54.3	7/9/2013 2:16	53.5
1/9/2013 4:56	55.3	2/9/2013 6:01	56.7	3/9/2013 23:06	63.0	5/9/2013 0:11	64.8	6/9/2013 1:16	61.6	7/9/2013 2:21	44.0
1/9/2013 5:01	56.1	2/9/2013 6:06	57.8	3/9/2013 23:11	62.5	5/9/2013 0:16	64.0	6/9/2013 1:21	40.3	7/9/2013 2:26	52.4
1/9/2013 5:06	54.5	2/9/2013 6:11	58.0	3/9/2013 23:16	62.6	5/9/2013 0:21	64.3	6/9/2013 1:26	61.7	7/9/2013 2:31	61.8
1/9/2013 5:11	56.2	2/9/2013 6:16	59.8	3/9/2013 23:21	61.5	5/9/2013 0:26	63.9	6/9/2013 1:31	60.5	7/9/2013 2:36	54.3
1/9/2013 5:16	56.7	2/9/2013 6:21	60.1	3/9/2013 23:26	62.2	5/9/2013 0:31	65.0	6/9/2013 1:36	61.8	7/9/2013 2:41	44.6
1/9/2013 5:21	55.8	2/9/2013 6:26	60.9	3/9/2013 23:31	61.8	5/9/2013 0:36	66.3	6/9/2013 1:41	61.1	7/9/2013 2:46	61.8
1/9/2013 5:26	55.9	2/9/2013 6:31	62.1	3/9/2013 23:36	62.1	5/9/2013 0:41	66.4	6/9/2013 1:46	61.1	7/9/2013 2:51	61.6
1/9/2013 5:31	52.4	2/9/2013 6:36	61.1	3/9/2013 23:41	61.7	5/9/2013 0:46	67.9	6/9/2013 1:51	60.8	7/9/2013 2:56	61.7
1/9/2013 5:36	53.8	2/9/2013 6:41	62.5	3/9/2013 23:46	61.1	5/9/2013 0:51	67.3	6/9/2013 1:56	61.0	7/9/2013 3:01	61.7
1/9/2013 5:41	56.5	2/9/2013 6:46	62.3	3/9/2013 23:51	61.2	5/9/2013 0:56	65.2	6/9/2013 2:01	60.4	7/9/2013 3:06	61.6
1/9/2013 5:46	57.2	2/9/2013 6:51	63.3	3/9/2013 23:56	60.9	5/9/2013 1:01	66.5	6/9/2013 2:06	60.2	7/9/2013 3:11	61.5
1/9/2013 5:51	58.0	2/9/2013 6:56	63.3	4/9/2013 0:01	62.2	5/9/2013 1:06	69.6	6/9/2013 2:11	60.3	7/9/2013 3:16	61.7
1/9/2013 5:56	56.0	2/9/2013 23:01	63.4	4/9/2013 0:06	60.1	5/9/2013 1:11	68.9	6/9/2013 2:16	60.7	7/9/2013 3:21	61.7
1/9/2013 6:01	56.6	2/9/2013 23:06	63.2	4/9/2013 0:11	60.8	5/9/2013 1:16	66.0	6/9/2013 2:21	60.3	7/9/2013 3:26	61.7
1/9/2013 6:06	58.2	2/9/2013 23:11	62.7	4/9/2013 0:16	61.5	5/9/2013 1:21	67.9	6/9/2013 2:26	60.3	7/9/2013 3:31	61.8
1/9/2013 6:11	57.7	2/9/2013 23:16	62.7	4/9/2013 0:21	60.6	5/9/2013 1:26	67.8	6/9/2013 2:31	60.2	7/9/2013 3:36	61.4
1/9/2013 6:16	59.2	2/9/2013 23:21	62.6	4/9/2013 0:26	60.3	5/9/2013 1:31	66.6	6/9/2013 2:36	60.4	7/9/2013 3:41	60.9
1/9/2013 6:21	58.0	2/9/2013 23:26	61.4	4/9/2013 0:31	60.1	5/9/2013 1:36	66.8	6/9/2013 2:41	59.8	7/9/2013 3:46	60.9
1/9/2013 6:26	58.9	2/9/2013 23:31	61.7	4/9/2013 0:36	59.6	5/9/2013 1:41	68.5	6/9/2013 2:46	59.3	7/9/2013 3:51	61.1
1/9/2013 6:31	58.7	2/9/2013 23:36	61.8	4/9/2013 0:41	58.6	5/9/2013 1:46	65.3	6/9/2013 2:51	59.6	7/9/2013 3:56	60.7
1/9/2013 6:36	58.9	2/9/2013 23:41	61.1	4/9/2013 0:46	59.3	5/9/2013 1:51	68.6	6/9/2013 2:56	59.7	7/9/2013 4:01	60.6
1/9/2013 6:41	60.4	2/9/2013 23:46	61.0	4/9/2013 0:51	56.6	5/9/2013 1:56	66.0	6/9/2013 3:01	60.1	7/9/2013 4:06	60.4
1/9/2013 6:46	61.2	2/9/2013 23:51	59.6	4/9/2013 0:56	58.2	5/9/2013 2:01	59.6	6/9/2013 3:06	59.4	7/9/2013 4:11	60.8
1/9/2013 6:51	60.4	2/9/2013 23:56	61.2	4/9/2013 1:01	57.5	5/9/2013 2:06	63.7	6/9/2013 3:11	59.3	7/9/2013 4:16	60.7
1/9/2013 6:56	60.6	3/9/2013 0:01	60.7	4/9/2013 1:06	57.6	5/9/2013 2:11	63.4	6/9/2013 3:16	59.9	7/9/2013 4:21	60.4
1/9/2013 23:01	61.6	3/9/2013 0:06	59.8	4/9/2013 1:11	58.6	5/9/2013 2:16	62.7	6/9/2013 3:21	59.6	7/9/2013 4:26	60.6
1/9/2013 23:06	61.4	3/9/2013 0:11	59.4	4/9/2013 1:16	55.4	5/9/2013 2:21	60.9	6/9/2013 3:26	59.0	7/9/2013 4:31	60.0
1/9/2013 23:11	60.6	3/9/2013 0:16	60.3	4/9/2013 1:21	55.6	5/9/2013 2:26	64.5	6/9/2013 3:31	59.8	7/9/2013 4:36	60.3
1/9/2013 23:16	61.3	3/9/2013 0:21	59.8	4/9/2013 1:26	52.1	5/9/2013 2:31	64.8	6/9/2013 3:36	60.0	7/9/2013 4:41	59.7
1/9/2013 23:21	59.6	3/9/2013 0:26	59.9	4/9/2013 1:31	55.3	5/9/2013 2:36	63.6	6/9/2013 3:41	58.7	7/9/2013 4:46	60.0
1/9/2013 23:26	60.9	3/9/2013 0:31	59.9	4/9/2013 1:36	52.8	5/9/2013 2:41	60.2	6/9/2013 3:46	58.7	7/9/2013 4:51	60.1
1/9/2013 23:31	60.2	3/9/2013 0:36	58.9	4/9/2013 1:41	54.1	5/9/2013 2:46	60.1	6/9/2013 3:51	59.2	7/9/2013 4:56	60.3
1/9/2013 23:36	61.2	3/9/2013 0:41	58.3	4/9/2013 1:46	56.6	5/9/2013 2:51	61.6	6/9/2013 3:56	59.0	7/9/2013 5:01	60.5
1/9/2013 23:41	62.0	3/9/2013 0:46	59.9	4/9/2013 1:51	56.5	5/9/2013 2:56	66.9	6/9/2013 4:01	58.8	7/9/2013 5:06	61.3
1/9/2013 23:46	61.1	3/9/2013 0:51	58.7	4/9/2013 1:56	55.4	5/9/2013 3:01	68.5	6/9/2013 4:06	59.4	7/9/2013 5:11	60.2
1/9/2013 23:51	64.4	3/9/2013 0:56	59.4	4/9/2013 2:01	46.0	5/9/2013 3:06	66.7	6/9/2013 4:11	59.7	7/9/2013 5:16	61.5
1/9/2013 23:56	60.4	3/9/2013 1:01	56.7	4/9/2013 2:06	49.6	5/9/2013 3:11	63.2	6/9/2013 4:16	60.0	7/9/2013 5:21	60.1
2/9/2013 0:01	60.3	3/9/2013 1:06	58.7	4/9/2013 2:11	54.5	5/9/2013 3:16	61.2	6/9/2013 4:21	59.9	7/9/2013 5:26	60.9
2/9/2013 0:06	60.1	3/9/2013 1:11	56.3	4/9/2013 2:16	49.6	5/9/2013 3:21	60.8	6/9/2013 4:26	59.5	7/9/2013 5:31	60.0
2/9/2013 0:11	59.2	3/9/2013 1:16	57.7	4/9/2013 2:21	54.4	5/9/2013 3:26	59.1	6/9/2013 4:31	58.8	7/9/2013 5:36	60.9
2/9/2013 0:16	59.4	3/9/2013 1:21	57.0	4/9/2013 2:26	50.4	5/9/2013 3:31	60.2	6/9/2013 4:36	60.0	7/9/2013 5:41	60.3
2/9/2013 0:21	58.5	3/9/2013 1:26	55.8	4/9/2013 2:31	54.4	5/9/2013 3:36	58.8	6/9/2013 4:41	59.6	7/9/2013 5:46	61.6
2/9/2013 0:26	58.0	3/9/2013 1:31	54.6	4/9/2013 2:36	52.8	5/9/2013 3:41	61.3	6/9/2013 4:46	60.0	7/9/2013 5:51	61.1
2/9/2013 0:31	58.3	3/9/2013 1:36	54.0	4/9/2013 2:41	48.8	5/9/2013 3:46	61.5	6/9/2013 4:51	60.2	7/9/2013 5:56	61.4
2/9/2013 0:36	57.4	3/9/2013 1:41	54.4	4/9/2013 2:46	61.7	5/9/2013 3:51	59.7	6/9/2013 4:56	59.4	7/9/2013 6:01	43.3
2/9/2013 0:41	55.4	3/9/2013 1:46	48.2	4/9/2013 2:51	50.6	5/9/2013 3:56	60.2	6/9/2013 5:01	60.1	7/9/2013 6:06	49.1
2/9/2013 0:46	57.8	3/9/2013 1:51	54.6	4/9/2013 2:56	61.8	5/9/2013 4:01	59.6	6/9/2013 5:06	60.5	7/9/2013 6:11	52.8
2/9/2013 0:51	55.8	3/9/2013 1:56	57.2	4/9/2013 3:01	47.6	5/9/2013 4:06	58.9	6/9/2013 5:11	60.0	7/9/2013 6:16	51.0
2/9/2013 0:56	55.2	3/9/2013 2:01	51.6	4/9/2013 3:06	61.8	5/9/2013 4:11	46.7	6/9/2013 5:16	60.4	7/9/2013 6:21	54.2
2/9/2013 1:01	55.0	3/9/2013 2:06	49.4	4/9/2013 3:11	47.4	5/9/2013 4:16	64.3	6/9/2013 5:21	60.1	7/9/2013 6:26	56.2
2/9/2013 1:06	56.9	3/9/2013 2:11	51.3	4/9/2013 3:16	61.7	5/9/2013 4:21	65.4	6/9/2013 5:26	61.0	7/9/2013 6:31	55.6
2/9/2013 1:11	52.6	3/9/2013 2:16	47.6	4/9/2013 3:21	61.6	5/9/2013 4:26	66.9	6/9/2013 5:31	60.2	7/9/2013 6:36	58.2
2/9/2013 1:16	54.9	3/9/2013 2:21	50.9	4/9/2013 3:26	61.5	5/9/2013 4:31	66.8	6/9/2013 5:36	60.3	7/9/2013 6:41	59.9
2/9/2013 1:21	53.4	3/9/2013 2:26	51.6	4/9/2013 3:31	61.8	5/9/2013 4:36	61.1	6/9/2013 5:41	60.3	7/9/2013 6:46	58.0
2/9/2013 1:26	55.1	3/9/2013 2:31	49.1	4/9/2013 3:36	61.8	5/9/2013 4:41	61.8	6/9/2013 5:46	61.3	7/9/2013 6:51	61.4
2/9/2013 1:31	57.8	3/9/2013 2:36	61.8	4/9/2013 3:41	61.3	5/9/2013 4:46	60.6	6/9/2013 5:51	61.4	7/9/2013 6:56	60.0
2/9/2013 1:36	53.8	3/9/2013 2:41	43.3	4/9/2013 3:46	52.3	5/9/2013 4:51	61.4	6/9/2013 5:56	48.8	7/9/2013 23:01	62.5
2/9/2013 1:41	48.4	3/9/2013 2:46	61.8								

Real-time Noise Data		RTN1 (Food and Environmental Hygiene Department Depot)									
8/9/2013 2:06	59.4	9/9/2013 3:11	61.4	10/9/2013 4:16	61.4	11/9/2013 5:21	47.1	12/9/2013 6:26	59.3	13/9/2013 23:31	62.7
8/9/2013 2:11	56.9	9/9/2013 3:16	61.1	10/9/2013 4:21	61.6	11/9/2013 5:26	61.8	12/9/2013 6:31	60.7	13/9/2013 23:36	62.6
8/9/2013 2:16	58.9	9/9/2013 3:21	61.5	10/9/2013 4:26	61.6	11/9/2013 5:31	49.3	12/9/2013 6:36	61.5	13/9/2013 23:41	62.0
8/9/2013 2:21	57.7	9/9/2013 3:26	60.9	10/9/2013 4:31	61.0	11/9/2013 5:36	51.1	12/9/2013 6:41	62.0	13/9/2013 23:46	62.3
8/9/2013 2:26	58.2	9/9/2013 3:31	61.5	10/9/2013 4:36	61.8	11/9/2013 5:41	48.8	12/9/2013 6:46	61.3	13/9/2013 23:51	62.1
8/9/2013 2:31	59.6	9/9/2013 3:36	38.5	10/9/2013 4:41	61.4	11/9/2013 5:46	53.0	12/9/2013 6:51	62.4	13/9/2013 23:56	61.8
8/9/2013 2:36	57.1	9/9/2013 3:41	61.4	10/9/2013 4:46	61.5	11/9/2013 5:51	54.7	12/9/2013 6:56	62.3	14/9/2013 0:01	62.1
8/9/2013 2:41	57.8	9/9/2013 3:46	61.3	10/9/2013 4:51	61.4	11/9/2013 5:56	56.4	12/9/2013 23:01	63.2	14/9/2013 0:06	62.4
8/9/2013 2:46	58.3	9/9/2013 3:51	61.5	10/9/2013 4:56	61.8	11/9/2013 6:01	55.2	12/9/2013 23:06	61.7	14/9/2013 0:11	61.4
8/9/2013 2:51	58.1	9/9/2013 3:56	61.3	10/9/2013 5:01	61.5	11/9/2013 6:06	57.0	12/9/2013 23:11	61.5	14/9/2013 0:16	62.6
8/9/2013 2:56	57.7	9/9/2013 4:01	61.1	10/9/2013 5:06	61.8	11/9/2013 6:11	57.7	12/9/2013 23:16	61.7	14/9/2013 0:21	62.5
8/9/2013 3:01	55.9	9/9/2013 4:06	61.7	10/9/2013 5:11	61.8	11/9/2013 6:16	58.2	12/9/2013 23:21	62.0	14/9/2013 0:26	61.3
8/9/2013 3:06	52.6	9/9/2013 4:11	61.3	10/9/2013 5:16	56.4	11/9/2013 6:21	59.4	12/9/2013 23:26	61.7	14/9/2013 0:31	62.2
8/9/2013 3:11	56.3	9/9/2013 4:16	61.3	10/9/2013 5:21	40.3	11/9/2013 6:26	60.9	12/9/2013 23:31	61.8	14/9/2013 0:36	61.0
8/9/2013 3:16	54.5	9/9/2013 4:21	61.5	10/9/2013 5:26	61.8	11/9/2013 6:31	60.9	12/9/2013 23:36	60.9	14/9/2013 0:41	61.8
8/9/2013 3:21	54.7	9/9/2013 4:26	61.1	10/9/2013 5:31	61.7	11/9/2013 6:36	61.2	12/9/2013 23:41	61.0	14/9/2013 0:46	62.2
8/9/2013 3:26	53.4	9/9/2013 4:31	61.6	10/9/2013 5:36	48.8	11/9/2013 6:41	61.5	12/9/2013 23:46	61.3	14/9/2013 0:51	61.2
8/9/2013 3:31	54.7	9/9/2013 4:36	61.7	10/9/2013 5:41	48.8	11/9/2013 6:46	62.0	12/9/2013 23:51	61.3	14/9/2013 0:56	61.0
8/9/2013 3:36	52.2	9/9/2013 4:41	61.2	10/9/2013 5:46	52.2	11/9/2013 6:51	62.5	12/9/2013 23:56	62.0	14/9/2013 1:01	60.8
8/9/2013 3:41	55.9	9/9/2013 4:46	61.3	10/9/2013 5:51	53.7	11/9/2013 6:56	62.9	13/9/2013 0:01	61.3	14/9/2013 1:06	59.5
8/9/2013 3:46	55.6	9/9/2013 4:51	61.5	10/9/2013 5:56	55.0	11/9/2013 23:01	61.2	13/9/2013 0:06	61.0	14/9/2013 1:11	60.1
8/9/2013 3:51	56.7	9/9/2013 4:56	61.8	10/9/2013 6:01	52.7	11/9/2013 23:06	61.3	13/9/2013 0:11	61.5	14/9/2013 1:16	60.4
8/9/2013 3:56	53.4	9/9/2013 5:01	61.8	10/9/2013 6:06	58.0	11/9/2013 23:11	61.7	13/9/2013 0:16	60.8	14/9/2013 1:21	58.7
8/9/2013 4:01	54.9	9/9/2013 5:06	61.7	10/9/2013 6:11	57.6	11/9/2013 23:16	61.6	13/9/2013 0:21	60.6	14/9/2013 1:26	59.1
8/9/2013 4:06	52.2	9/9/2013 5:11	61.7	10/9/2013 6:16	58.1	11/9/2013 23:21	61.2	13/9/2013 0:26	61.2	14/9/2013 1:31	58.9
8/9/2013 4:11	51.3	9/9/2013 5:16	44.0	10/9/2013 6:21	59.4	11/9/2013 23:26	61.5	13/9/2013 0:31	58.5	14/9/2013 1:36	58.8
8/9/2013 4:16	58.7	9/9/2013 5:21	61.9	10/9/2013 6:26	59.6	11/9/2013 23:31	62.3	13/9/2013 0:36	60.3	14/9/2013 1:41	60.2
8/9/2013 4:21	55.4	9/9/2013 5:26	38.5	10/9/2013 6:31	61.1	11/9/2013 23:36	60.8	13/9/2013 0:41	59.5	14/9/2013 1:46	59.2
8/9/2013 4:26	51.9	9/9/2013 5:31	61.6	10/9/2013 6:36	61.5	11/9/2013 23:41	61.4	13/9/2013 0:46	59.7	14/9/2013 1:51	58.6
8/9/2013 4:31	52.2	9/9/2013 5:36	50.6	10/9/2013 6:41	62.2	11/9/2013 23:46	61.0	13/9/2013 0:51	57.4	14/9/2013 1:56	58.4
8/9/2013 4:36	52.4	9/9/2013 5:41	53.4	10/9/2013 6:46	61.5	11/9/2013 23:51	60.8	13/9/2013 0:56	56.8	14/9/2013 2:01	58.6
8/9/2013 4:41	57.5	9/9/2013 5:46	54.5	10/9/2013 6:51	63.9	11/9/2013 23:56	60.3	13/9/2013 1:01	59.4	14/9/2013 2:06	59.2
8/9/2013 4:46	51.5	9/9/2013 5:51	55.5	10/9/2013 6:56	62.8	12/9/2013 0:01	61.7	13/9/2013 1:06	55.2	14/9/2013 2:11	57.5
8/9/2013 4:51	49.1	9/9/2013 5:56	56.5	10/9/2013 23:01	60.9	12/9/2013 0:06	60.4	13/9/2013 1:11	58.6	14/9/2013 2:16	58.7
8/9/2013 4:56	52.2	9/9/2013 6:01	55.6	10/9/2013 23:06	61.3	12/9/2013 0:11	62.1	13/9/2013 1:16	56.9	14/9/2013 2:21	57.9
8/9/2013 5:01	43.3	9/9/2013 6:06	56.9	10/9/2013 23:11	61.0	12/9/2013 0:16	60.1	13/9/2013 1:21	53.8	14/9/2013 2:26	58.7
8/9/2013 5:06	51.5	9/9/2013 6:11	58.8	10/9/2013 23:16	61.3	12/9/2013 0:21	60.9	13/9/2013 1:26	56.5	14/9/2013 2:31	57.3
8/9/2013 5:11	54.8	9/9/2013 6:16	58.8	10/9/2013 23:21	61.6	12/9/2013 0:26	59.1	13/9/2013 1:31	53.1	14/9/2013 2:36	55.4
8/9/2013 5:16	54.6	9/9/2013 6:21	59.9	10/9/2013 23:26	60.7	12/9/2013 0:31	60.2	13/9/2013 1:36	53.0	14/9/2013 2:41	56.1
8/9/2013 5:21	56.1	9/9/2013 6:26	60.7	10/9/2013 23:31	61.5	12/9/2013 0:36	59.3	13/9/2013 1:41	53.6	14/9/2013 2:46	56.9
8/9/2013 5:26	54.8	9/9/2013 6:31	61.3	10/9/2013 23:36	61.3	12/9/2013 0:41	56.8	13/9/2013 1:46	54.6	14/9/2013 2:51	57.6
8/9/2013 5:31	50.9	9/9/2013 6:36	61.3	10/9/2013 23:41	60.7	12/9/2013 0:46	58.8	13/9/2013 1:51	52.6	14/9/2013 2:56	58.0
8/9/2013 5:36	54.1	9/9/2013 6:41	61.7	10/9/2013 23:46	61.1	12/9/2013 0:51	56.9	13/9/2013 1:56	50.3	14/9/2013 3:01	57.4
8/9/2013 5:41	57.6	9/9/2013 6:46	62.6	10/9/2013 23:51	61.3	12/9/2013 0:56	58.2	13/9/2013 2:01	55.7	14/9/2013 3:06	57.5
8/9/2013 5:46	56.1	9/9/2013 6:51	63.5	10/9/2013 23:56	60.3	12/9/2013 1:01	56.8	13/9/2013 2:06	47.4	14/9/2013 3:11	56.5
8/9/2013 5:51	57.6	9/9/2013 6:56	63.4	11/9/2013 0:01	59.5	12/9/2013 1:06	55.1	13/9/2013 2:11	61.8	14/9/2013 3:16	55.9
8/9/2013 5:56	55.0	9/9/2013 23:01	61.4	11/9/2013 0:06	59.0	12/9/2013 1:11	55.0	13/9/2013 2:16	61.8	14/9/2013 3:21	56.9
8/9/2013 6:01	55.9	9/9/2013 23:06	62.4	11/9/2013 0:11	60.0	12/9/2013 1:16	61.4	13/9/2013 2:21	49.3	14/9/2013 3:26	55.1
8/9/2013 6:06	58.3	9/9/2013 23:11	61.4	11/9/2013 0:16	59.9	12/9/2013 1:21	55.5	13/9/2013 2:26	44.0	14/9/2013 3:31	54.6
8/9/2013 6:11	60.6	9/9/2013 23:16	61.5	11/9/2013 0:21	60.7	12/9/2013 1:26	56.9	13/9/2013 2:31	52.1	14/9/2013 3:36	56.8
8/9/2013 6:16	60.6	9/9/2013 23:21	61.9	11/9/2013 0:26	61.5	12/9/2013 1:31	57.8	13/9/2013 2:36	49.4	14/9/2013 3:41	56.2
8/9/2013 6:21	59.6	9/9/2013 23:26	60.6	11/9/2013 0:31	63.1	12/9/2013 1:36	54.7	13/9/2013 2:41	48.4	14/9/2013 3:46	51.6
8/9/2013 6:26	59.7	9/9/2013 23:31	61.4	11/9/2013 0:36	59.0	12/9/2013 1:41	50.7	13/9/2013 2:46	49.6	14/9/2013 3:51	53.7
8/9/2013 6:31	59.5	9/9/2013 23:36	60.2	11/9/2013 0:41	58.3	12/9/2013 1:46	49.1	13/9/2013 2:51	51.1	14/9/2013 3:56	53.5
8/9/2013 6:36	57.6	9/9/2013 23:41	60.7	11/9/2013 0:46	58.1	12/9/2013 1:51	50.0	13/9/2013 2:56	57.3	14/9/2013 4:01	53.7
8/9/2013 6:41	60.3	9/9/2013 23:46	59.8	11/9/2013 0:51	56.8	12/9/2013 1:56	57.1	13/9/2013 3:01	61.4	14/9/2013 4:06	53.2
8/9/2013 6:46	61.3	9/9/2013 23:51	58.9	11/9/2013 0:56	59.2	12/9/2013 2:01	48.2	13/9/2013 3:06	61.7	14/9/2013 4:11	47.6
8/9/2013 6:51	62.2	9/9/2013 23:56	59.9	11/9/2013 1:01	54.1	12/9/2013 2:06	49.6	13/9/2013 3:11	61.9	14/9/2013 4:16	52.0
8/9/2013 6:56	60.6	10/9/2013 0:01	60.1	11/9/2013 1:06	61.9	12/9/2013 2:11	61.8	13/9/2013 3:16	61.7	14/9/2013 4:21	51.3
8/9/2013 23:01	61.3	10/9/2013 0:06	59.5	11/9/2013 1:11	57.2	12/9/2013 2:16	61.8	13/9/2013 3:21	61.5	14/9/2013 4:26	52.1
8/9/2013 23:06	61.3	10/9/2013 0:11	60.3	11/9/2013 1:16	57.0	12/9/2013 2:21	49.3	13/9/2013 3:26	61.0	14/9/2013 4:31	52.5
8/9/2013 23:11	61.0	10/9/2013 0:16	60.2	11/9/2013 1:21	57.6	12/9/2013 2:26	49.8	13/9/2013 3:31	61.1	14/9/2013 4:36	56.6
8/9/2013 23:16	61.7	10/9/2013 0:21	60.6	11/9/2013 1:26	56.3	12/9/2013 2:31	48.4	13/9/2013 3:36	61.5	14/9/2013 4:41	54.7
8/9/2013 23:21	62.3	10/9/2013 0:26	58.7	11/9/2013 1:31	55.5	12/9/2013 2:36	50.0	13/9/2013 3:41	61.1	14/9/2013 4:46	53.6
8/9/2013 23:26	61.5	10/9/2013 0:31	60.0	11/9/2013 1:36	58.5	12/9/2013 2:41	45.6	13/9/2013 3:46	61.5	14/9/2013 4:51	52.4
8/9/2013 23:31	61.6	10/9/2013 0:36	57.4	11/9/2013 1:41	57.2	12/9/2013 2:46	61.9	13/9/2013 3:51	61.3	14/9/2013 4:56	48.4
8/9/2013 23:36	61.5	10/9/2013 0:41	58.9	11/9/2013 1:46	51.4	12/9/2013 2:51	61.8	13/9/2013 3:56	61.3	14/9/2013 5:01	49.1
8/9/2013 23:41	62.4	10/9/2013 0:46	59.0	11/9/2013 1:51	59.0	12/9/2013 2:56	61.8	13/9/2013 4:01	61.3	14/9/2013 5:06	55.0
8/9/2013 23:46	60.4	10/9/2013 0:51	55.8	11/9/2013 1:56	52.1	12/9/2013 3:01	61.6	13/9/2013 4:06	60.9	14/9/2013 5:11	55.9
8/9/2013 23:51	60.7	10/9/2013 0:56	56.8	11/9/2013 2:01	51.6	12/9/2013 3:06	61.3	13/9/2013 4:11	61.2	14/9/2013 5:16	53.8
8/9/2013 23:56	61.2	10/9/2013 1:01	56.5	11/9/2013 2:06	51.5	12/9/2013 3:11	61.6	13/9/2013 4:16	61.3	14/9/2013 5:21	53.6
9/9/2013 0:01	60.4	10/9/2013 1:06	59.9	11/9/2013 2:11							

Real-time Noise Data		RTN1 (Food and Environmental Hygiene Department Depot)									
15/9/2013 0:36	59.7	16/9/2013 1:41	48.2	17/9/2013 2:46	48.6	18/9/2013 3:51	61.4	19/9/2013 4:56	61.4	20/9/2013 6:01	54.6
15/9/2013 0:41	60.2	16/9/2013 1:46	61.1	17/9/2013 2:51	44.0	18/9/2013 3:56	61.5	19/9/2013 5:01	61.3	20/9/2013 6:06	56.5
15/9/2013 0:46	60.2	16/9/2013 1:51	61.9	17/9/2013 2:56	61.5	18/9/2013 4:01	51.4	19/9/2013 5:06	51.0	20/9/2013 6:11	55.5
15/9/2013 0:51	62.5	16/9/2013 1:56	61.8	17/9/2013 3:01	61.5	18/9/2013 4:06	61.8	19/9/2013 5:11	61.0	20/9/2013 6:16	56.6
15/9/2013 0:56	57.6	16/9/2013 2:01	61.4	17/9/2013 3:06	61.4	18/9/2013 4:11	61.3	19/9/2013 5:16	61.3	20/9/2013 6:21	58.7
15/9/2013 1:01	60.2	16/9/2013 2:06	61.7	17/9/2013 3:11	61.7	18/9/2013 4:16	61.8	19/9/2013 5:21	61.3	20/9/2013 6:26	58.1
15/9/2013 1:06	58.8	16/9/2013 2:11	61.3	17/9/2013 3:16	61.5	18/9/2013 4:21	61.0	19/9/2013 5:26	61.5	20/9/2013 6:31	57.8
15/9/2013 1:11	59.0	16/9/2013 2:16	61.0	17/9/2013 3:21	61.6	18/9/2013 4:26	61.6	19/9/2013 5:31	61.6	20/9/2013 6:36	58.2
15/9/2013 1:16	56.7	16/9/2013 2:21	61.2	17/9/2013 3:26	41.6	18/9/2013 4:31	61.5	19/9/2013 5:36	61.6	20/9/2013 6:41	58.1
15/9/2013 1:21	56.6	16/9/2013 2:26	61.5	17/9/2013 3:31	61.3	18/9/2013 4:36	61.6	19/9/2013 5:41	61.9	20/9/2013 6:46	59.5
15/9/2013 1:26	57.8	16/9/2013 2:31	61.2	17/9/2013 3:36	35.5	18/9/2013 4:41	61.5	19/9/2013 5:46	54.8	20/9/2013 6:51	59.5
15/9/2013 1:31	57.3	16/9/2013 2:36	61.1	17/9/2013 3:41	61.4	18/9/2013 4:46	61.4	19/9/2013 5:51	52.8	20/9/2013 6:56	62.7
15/9/2013 1:36	58.2	16/9/2013 2:41	61.5	17/9/2013 3:46	61.2	18/9/2013 4:51	61.8	19/9/2013 5:56	54.3	20/9/2013 23:01	61.8
15/9/2013 1:41	58.0	16/9/2013 2:46	60.7	17/9/2013 3:51	61.4	18/9/2013 4:56	61.6	19/9/2013 6:01	55.8	20/9/2013 23:06	61.9
15/9/2013 1:46	59.8	16/9/2013 2:51	61.1	17/9/2013 3:56	61.5	18/9/2013 5:01	61.6	19/9/2013 6:06	56.3	20/9/2013 23:11	61.4
15/9/2013 1:51	58.5	16/9/2013 2:56	61.4	17/9/2013 4:01	51.4	18/9/2013 5:06	61.8	19/9/2013 6:11	58.0	20/9/2013 23:16	60.9
15/9/2013 1:56	57.1	16/9/2013 3:01	61.5	17/9/2013 4:06	61.8	18/9/2013 5:11	61.5	19/9/2013 6:16	57.6	20/9/2013 23:21	60.9
15/9/2013 2:01	56.1	16/9/2013 3:06	60.8	17/9/2013 4:11	61.3	18/9/2013 5:16	61.9	19/9/2013 6:21	59.3	20/9/2013 23:26	61.0
15/9/2013 2:06	57.0	16/9/2013 3:11	61.8	17/9/2013 4:16	61.8	18/9/2013 5:21	47.4	19/9/2013 6:26	58.8	20/9/2013 23:31	60.5
15/9/2013 2:11	56.0	16/9/2013 3:16	60.6	17/9/2013 4:21	61.0	18/9/2013 5:26	46.4	19/9/2013 6:31	61.6	20/9/2013 23:36	61.5
15/9/2013 2:16	57.9	16/9/2013 3:21	60.5	17/9/2013 4:26	61.6	18/9/2013 5:31	45.6	19/9/2013 6:36	61.5	20/9/2013 23:41	62.2
15/9/2013 2:21	54.5	16/9/2013 3:26	60.8	17/9/2013 4:31	61.5	18/9/2013 5:36	61.9	19/9/2013 6:41	61.3	20/9/2013 23:46	62.7
15/9/2013 2:26	54.5	16/9/2013 3:31	60.5	17/9/2013 4:36	61.6	18/9/2013 5:41	52.0	19/9/2013 6:46	62.6	20/9/2013 23:51	61.0
15/9/2013 2:31	57.2	16/9/2013 3:36	61.1	17/9/2013 4:41	61.5	18/9/2013 5:46	55.5	19/9/2013 6:51	61.8	20/9/2013 23:56	60.8
15/9/2013 2:36	58.4	16/9/2013 3:41	60.6	17/9/2013 4:46	61.4	18/9/2013 5:51	56.2	19/9/2013 6:56	63.0	21/9/2013 0:01	61.1
15/9/2013 2:41	51.0	16/9/2013 3:46	61.7	17/9/2013 4:51	61.8	18/9/2013 5:56	56.1	19/9/2013 23:01	62.6	21/9/2013 0:06	61.1
15/9/2013 2:46	53.5	16/9/2013 3:51	56.0	17/9/2013 4:56	61.6	18/9/2013 6:01	55.5	19/9/2013 23:06	61.5	21/9/2013 0:11	61.0
15/9/2013 2:51	55.5	16/9/2013 3:56	61.3	17/9/2013 5:01	61.6	18/9/2013 6:06	55.5	19/9/2013 23:11	61.8	21/9/2013 0:16	60.5
15/9/2013 2:56	57.3	16/9/2013 4:01	61.6	17/9/2013 5:06	61.8	18/9/2013 6:11	55.6	19/9/2013 23:16	61.1	21/9/2013 0:21	61.4
15/9/2013 3:01	58.1	16/9/2013 4:06	61.7	17/9/2013 5:11	61.5	18/9/2013 6:16	58.6	19/9/2013 23:21	61.5	21/9/2013 0:26	60.1
15/9/2013 3:06	57.3	16/9/2013 4:11	61.0	17/9/2013 5:16	61.9	18/9/2013 6:21	58.1	19/9/2013 23:26	61.4	21/9/2013 0:31	61.6
15/9/2013 3:11	54.6	16/9/2013 4:16	61.4	17/9/2013 5:21	47.4	18/9/2013 6:26	60.6	19/9/2013 23:31	61.6	21/9/2013 0:36	61.5
15/9/2013 3:16	55.4	16/9/2013 4:21	61.1	17/9/2013 5:26	46.4	18/9/2013 6:31	60.5	19/9/2013 23:36	61.5	21/9/2013 0:41	61.2
15/9/2013 3:21	53.5	16/9/2013 4:26	61.4	17/9/2013 5:31	45.6	18/9/2013 6:36	61.3	19/9/2013 23:41	61.9	21/9/2013 0:46	59.6
15/9/2013 3:26	56.2	16/9/2013 4:31	54.4	17/9/2013 5:36	61.9	18/9/2013 6:41	63.1	19/9/2013 23:46	60.9	21/9/2013 0:51	58.6
15/9/2013 3:31	57.0	16/9/2013 4:36	61.8	17/9/2013 5:41	52.0	18/9/2013 6:46	62.6	19/9/2013 23:51	60.6	21/9/2013 0:56	63.7
15/9/2013 3:36	55.4	16/9/2013 4:41	47.1	17/9/2013 5:46	55.5	18/9/2013 6:51	62.6	19/9/2013 23:56	61.1	21/9/2013 1:01	58.6
15/9/2013 3:41	52.7	16/9/2013 4:46	46.7	17/9/2013 5:51	56.2	18/9/2013 6:56	63.3	20/9/2013 0:01	61.1	21/9/2013 1:06	58.3
15/9/2013 3:46	51.3	16/9/2013 4:51	61.5	17/9/2013 5:56	56.1	18/9/2013 23:01	60.6	20/9/2013 0:06	61.4	21/9/2013 1:11	59.5
15/9/2013 3:51	53.5	16/9/2013 4:56	61.3	17/9/2013 6:01	55.5	18/9/2013 23:06	61.6	20/9/2013 0:11	61.0	21/9/2013 1:16	60.9
15/9/2013 3:56	53.8	16/9/2013 5:01	38.5	17/9/2013 6:06	55.5	18/9/2013 23:11	62.0	20/9/2013 0:16	61.1	21/9/2013 1:21	58.9
15/9/2013 4:01	56.4	16/9/2013 5:06	51.9	17/9/2013 6:11	55.6	18/9/2013 23:16	62.3	20/9/2013 0:21	60.5	21/9/2013 1:26	57.1
15/9/2013 4:06	52.7	16/9/2013 5:11	38.5	17/9/2013 6:16	58.6	18/9/2013 23:21	61.3	20/9/2013 0:26	60.2	21/9/2013 1:31	57.9
15/9/2013 4:11	51.9	16/9/2013 5:16	52.9	17/9/2013 6:21	58.1	18/9/2013 23:26	61.5	20/9/2013 0:31	61.1	21/9/2013 1:36	57.3
15/9/2013 4:16	61.9	16/9/2013 5:21	52.2	17/9/2013 6:26	60.6	18/9/2013 23:31	63.0	20/9/2013 0:36	60.3	21/9/2013 1:41	58.7
15/9/2013 4:21	54.4	16/9/2013 5:26	49.1	17/9/2013 6:31	60.5	18/9/2013 23:36	62.3	20/9/2013 0:41	59.3	21/9/2013 1:46	59.4
15/9/2013 4:26	51.7	16/9/2013 5:31	57.2	17/9/2013 6:36	61.3	18/9/2013 23:41	61.1	20/9/2013 0:46	59.4	21/9/2013 1:51	56.1
15/9/2013 4:31	49.4	16/9/2013 5:36	49.6	17/9/2013 6:41	63.1	18/9/2013 23:46	61.3	20/9/2013 0:51	58.6	21/9/2013 1:56	56.3
15/9/2013 4:36	61.9	16/9/2013 5:41	57.0	17/9/2013 6:46	62.6	18/9/2013 23:51	61.5	20/9/2013 0:56	57.9	21/9/2013 2:01	55.1
15/9/2013 4:41	53.3	16/9/2013 5:46	55.3	17/9/2013 6:51	62.6	18/9/2013 23:56	62.0	20/9/2013 1:01	58.2	21/9/2013 2:06	58.0
15/9/2013 4:46	50.3	16/9/2013 5:51	54.7	17/9/2013 6:56	63.3	19/9/2013 0:01	62.2	20/9/2013 1:06	58.5	21/9/2013 2:11	56.9
15/9/2013 4:51	44.0	16/9/2013 5:56	56.5	17/9/2013 23:01	62.4	19/9/2013 0:06	60.8	20/9/2013 1:11	58.0	21/9/2013 2:16	52.8
15/9/2013 4:56	44.0	16/9/2013 6:01	56.6	17/9/2013 23:06	61.8	19/9/2013 0:11	60.6	20/9/2013 1:16	58.1	21/9/2013 2:21	54.7
15/9/2013 5:01	54.1	16/9/2013 6:06	55.2	17/9/2013 23:11	62.3	19/9/2013 0:16	64.5	20/9/2013 1:21	58.5	21/9/2013 2:26	53.8
15/9/2013 5:06	52.0	16/9/2013 6:11	59.3	17/9/2013 23:16	62.2	19/9/2013 0:21	60.9	20/9/2013 1:26	57.4	21/9/2013 2:31	56.4
15/9/2013 5:11	58.1	16/9/2013 6:16	61.6	17/9/2013 23:21	61.7	19/9/2013 0:26	61.2	20/9/2013 1:31	56.6	21/9/2013 2:36	55.3
15/9/2013 5:16	52.8	16/9/2013 6:21	59.7	17/9/2013 23:26	61.0	19/9/2013 0:31	59.9	20/9/2013 1:36	57.7	21/9/2013 2:41	57.3
15/9/2013 5:21	46.7	16/9/2013 6:26	61.7	17/9/2013 23:31	61.3	19/9/2013 0:36	60.7	20/9/2013 1:41	56.8	21/9/2013 2:46	54.7
15/9/2013 5:26	52.0	16/9/2013 6:31	62.1	17/9/2013 23:36	61.0	19/9/2013 0:41	59.4	20/9/2013 1:46	56.5	21/9/2013 2:51	54.5
15/9/2013 5:31	50.4	16/9/2013 6:36	61.8	17/9/2013 23:41	62.2	19/9/2013 0:46	59.8	20/9/2013 1:51	58.1	21/9/2013 2:56	54.6
15/9/2013 5:36	54.7	16/9/2013 6:41	63.6	17/9/2013 23:46	61.0	19/9/2013 0:51	58.7	20/9/2013 1:56	56.7	21/9/2013 3:01	55.1
15/9/2013 5:41	54.2	16/9/2013 6:46	63.4	17/9/2013 23:51	61.0	19/9/2013 0:56	57.0	20/9/2013 2:01	58.0	21/9/2013 3:06	53.7
15/9/2013 5:46	50.6	16/9/2013 6:51	63.5	17/9/2013 23:56	62.2	19/9/2013 1:01	58.5	20/9/2013 2:06	56.5	21/9/2013 3:11	51.0
15/9/2013 5:51	53.4	16/9/2013 6:56	63.1	18/9/2013 0:01	61.1	19/9/2013 1:06	56.7	20/9/2013 2:11	55.0	21/9/2013 3:16	49.4
15/9/2013 5:56	54.2	16/9/2013 23:01	62.4	18/9/2013 0:06	60.8	19/9/2013 1:11	56.3	20/9/2013 2:16	62.8	21/9/2013 3:21	48.8
15/9/2013 6:01	51.5	16/9/2013 23:06	61.8	18/9/2013 0:11	59.7	19/9/2013 1:16	55.2	20/9/2013 2:21	55.1	21/9/2013 3:26	53.8
15/9/2013 6:06	56.9	16/9/2013 23:11	62.3	18/9/2013 0:16	60.5	19/9/2013 1:21	57.0	20/9/2013 2:26	58.5	21/9/2013 3:31	57.5
15/9/2013 6:11	54.4	16/9/2013 23:16	62.2	18/9/2013 0:21	59.9	19/9/2013 1:26	54.7	20/9/2013 2:31	59.6	21/9/2013 3:36	54.5
15/9/2013 6:16	57.0	16/9/2013 23:21	61.7	18/9/2013 0:26	60.9	19/9/2013 1:31	57.0	20/9/2013 2:36	52.6	21/9/2013 3:41	40.3
15/9/2013 6:21	57.8	16/9/2013 23:26	61.0	18/9/2013 0:31	59.8	19/9/2013 1:36	54.5	20/9/2013 2:41	50.9	21/9/2013 3:46	61.8
15/9/2013 6:26	59.5	16/9/2013 23:31	61.3	18/9/2013 0:36	58.6	19/9/2013 1:41	54.4	20/9/2013 2:46			



Real-time Noise Data		RTN1 (Food and Environmental Hygiene Department Depot)									
21/9/2013 23:06	61.5	23/9/2013 0:11	61.6	24/9/2013 1:16	64.5	25/9/2013 2:21	54.7	26/9/2013 3:26	61.4	27/9/2013 4:31	48.6
21/9/2013 23:11	61.9	23/9/2013 0:16	60.5	24/9/2013 1:21	64.8	25/9/2013 2:26	54.1	26/9/2013 3:31	61.8	27/9/2013 4:36	61.9
21/9/2013 23:16	61.7	23/9/2013 0:21	60.0	24/9/2013 1:26	64.6	25/9/2013 2:31	53.5	26/9/2013 3:36	54.6	27/9/2013 4:41	52.8
21/9/2013 23:21	64.4	23/9/2013 0:26	64.1	24/9/2013 1:31	64.7	25/9/2013 2:36	55.1	26/9/2013 3:41	46.0	27/9/2013 4:46	51.5
21/9/2013 23:26	62.0	23/9/2013 0:31	62.3	24/9/2013 1:36	64.5	25/9/2013 2:41	56.2	26/9/2013 3:46	61.6	27/9/2013 4:51	50.9
21/9/2013 23:31	61.9	23/9/2013 0:36	63.2	24/9/2013 1:41	64.3	25/9/2013 2:46	54.7	26/9/2013 3:51	61.7	27/9/2013 4:56	48.6
21/9/2013 23:36	62.5	23/9/2013 0:41	64.8	24/9/2013 1:46	63.9	25/9/2013 2:51	51.9	26/9/2013 3:56	48.6	27/9/2013 5:01	55.9
21/9/2013 23:41	61.6	23/9/2013 0:46	62.8	24/9/2013 1:51	64.6	25/9/2013 2:56	54.7	26/9/2013 4:01	61.6	27/9/2013 5:06	55.0
21/9/2013 23:46	61.4	23/9/2013 0:51	64.4	24/9/2013 1:56	59.4	25/9/2013 3:01	53.4	26/9/2013 4:06	53.8	27/9/2013 5:11	55.2
21/9/2013 23:51	61.2	23/9/2013 0:56	65.4	24/9/2013 2:01	53.8	25/9/2013 3:06	54.0	26/9/2013 4:11	61.7	27/9/2013 5:16	53.1
21/9/2013 23:56	61.5	23/9/2013 1:01	64.9	24/9/2013 2:06	54.5	25/9/2013 3:11	54.7	26/9/2013 4:16	46.7	27/9/2013 5:21	54.8
22/9/2013 0:01	62.3	23/9/2013 1:06	66.7	24/9/2013 2:11	55.8	25/9/2013 3:16	51.4	26/9/2013 4:21	61.4	27/9/2013 5:26	55.1
22/9/2013 0:06	62.1	23/9/2013 1:11	64.4	24/9/2013 2:16	54.2	25/9/2013 3:21	52.2	26/9/2013 4:26	61.7	27/9/2013 5:31	53.8
22/9/2013 0:11	62.5	23/9/2013 1:16	63.5	24/9/2013 2:21	55.0	25/9/2013 3:26	50.0	26/9/2013 4:31	61.9	27/9/2013 5:36	54.9
22/9/2013 0:16	62.4	23/9/2013 1:21	62.2	24/9/2013 2:26	52.3	25/9/2013 3:31	50.1	26/9/2013 4:36	48.2	27/9/2013 5:41	55.9
22/9/2013 0:21	60.9	23/9/2013 1:26	59.9	24/9/2013 2:31	53.8	25/9/2013 3:36	53.7	26/9/2013 4:41	61.8	27/9/2013 5:46	57.2
22/9/2013 0:26	60.3	23/9/2013 1:31	59.6	24/9/2013 2:36	47.9	25/9/2013 3:41	51.1	26/9/2013 4:46	61.8	27/9/2013 5:51	57.3
22/9/2013 0:31	59.4	23/9/2013 1:36	60.8	24/9/2013 2:41	54.9	25/9/2013 3:46	45.6	26/9/2013 4:51	53.9	27/9/2013 5:56	58.8
22/9/2013 0:36	60.3	23/9/2013 1:41	63.0	24/9/2013 2:46	61.8	25/9/2013 3:51	54.7	26/9/2013 4:56	61.8	27/9/2013 6:01	58.2
22/9/2013 0:41	60.6	23/9/2013 1:46	60.8	24/9/2013 2:51	61.7	25/9/2013 3:56	53.2	26/9/2013 5:01	61.9	27/9/2013 6:06	58.4
22/9/2013 0:46	60.5	23/9/2013 1:51	61.1	24/9/2013 2:56	49.3	25/9/2013 4:01	46.0	26/9/2013 5:06	52.1	27/9/2013 6:11	60.5
22/9/2013 0:51	62.7	23/9/2013 1:56	65.0	24/9/2013 3:01	49.4	25/9/2013 4:06	52.5	26/9/2013 5:11	49.1	27/9/2013 6:16	59.6
22/9/2013 0:56	59.2	23/9/2013 2:01	63.7	24/9/2013 3:06	61.8	25/9/2013 4:11	49.6	26/9/2013 5:16	53.6	27/9/2013 6:21	60.7
22/9/2013 1:01	59.6	23/9/2013 2:06	61.6	24/9/2013 3:11	51.3	25/9/2013 4:16	54.3	26/9/2013 5:21	50.4	27/9/2013 6:26	60.4
22/9/2013 1:06	59.1	23/9/2013 2:11	56.3	24/9/2013 3:16	49.3	25/9/2013 4:21	48.6	26/9/2013 5:26	55.4	27/9/2013 6:31	60.9
22/9/2013 1:11	59.0	23/9/2013 2:16	58.5	24/9/2013 3:21	61.3	25/9/2013 4:26	49.4	26/9/2013 5:31	54.5	27/9/2013 6:36	62.9
22/9/2013 1:16	58.4	23/9/2013 2:21	60.9	24/9/2013 3:26	43.3	25/9/2013 4:31	55.9	26/9/2013 5:36	51.4	27/9/2013 6:41	62.8
22/9/2013 1:21	58.9	23/9/2013 2:26	57.8	24/9/2013 3:31	61.5	25/9/2013 4:36	53.4	26/9/2013 5:41	53.8	27/9/2013 6:46	63.3
22/9/2013 1:26	58.5	23/9/2013 2:31	60.4	24/9/2013 3:36	61.9	25/9/2013 4:41	47.6	26/9/2013 5:46	57.4	27/9/2013 6:51	63.0
22/9/2013 1:31	59.1	23/9/2013 2:36	59.1	24/9/2013 3:41	47.9	25/9/2013 4:46	61.8	26/9/2013 5:51	56.2	27/9/2013 6:56	63.7
22/9/2013 1:36	58.0	23/9/2013 2:41	57.0	24/9/2013 3:46	61.2	25/9/2013 4:51	47.9	26/9/2013 5:56	57.5	27/9/2013 7:01	62.7
22/9/2013 1:41	58.5	23/9/2013 2:46	57.7	24/9/2013 3:51	43.3	25/9/2013 4:56	49.4	26/9/2013 6:01	56.3	27/9/2013 7:06	60.8
22/9/2013 1:46	58.3	23/9/2013 2:51	52.2	24/9/2013 3:56	44.0	25/9/2013 5:01	56.3	26/9/2013 6:06	58.5	27/9/2013 7:11	63.1
22/9/2013 1:51	55.7	23/9/2013 2:56	55.8	24/9/2013 4:01	61.7	25/9/2013 5:06	52.9	26/9/2013 6:11	58.9	27/9/2013 7:16	63.0
22/9/2013 1:56	56.8	23/9/2013 3:01	61.7	24/9/2013 4:06	50.9	25/9/2013 5:11	55.5	26/9/2013 6:16	59.2	27/9/2013 7:21	61.5
22/9/2013 2:01	56.8	23/9/2013 3:06	48.2	24/9/2013 4:11	42.5	25/9/2013 5:16	55.0	26/9/2013 6:21	61.2	27/9/2013 7:26	61.4
22/9/2013 2:06	56.9	23/9/2013 3:11	61.0	24/9/2013 4:16	61.9	25/9/2013 5:21	53.0	26/9/2013 6:26	60.6	27/9/2013 7:31	61.6
22/9/2013 2:11	55.0	23/9/2013 3:16	58.8	24/9/2013 4:21	48.8	25/9/2013 5:26	56.3	26/9/2013 6:31	61.7	27/9/2013 7:36	62.1
22/9/2013 2:16	55.7	23/9/2013 3:21	58.4	24/9/2013 4:26	61.3	25/9/2013 5:31	55.1	26/9/2013 6:36	62.4	27/9/2013 7:41	62.3
22/9/2013 2:21	55.0	23/9/2013 3:26	59.1	24/9/2013 4:31	61.8	25/9/2013 5:36	54.4	26/9/2013 6:41	62.7	27/9/2013 7:46	61.4
22/9/2013 2:26	55.6	23/9/2013 3:31	58.0	24/9/2013 4:36	61.8	25/9/2013 5:41	56.8	26/9/2013 6:46	62.7	27/9/2013 7:51	62.3
22/9/2013 2:31	56.3	23/9/2013 3:36	56.9	24/9/2013 4:41	61.6	25/9/2013 5:46	56.9	26/9/2013 6:51	63.1	27/9/2013 7:56	61.1
22/9/2013 2:36	54.8	23/9/2013 3:41	60.6	24/9/2013 4:46	51.7	25/9/2013 5:51	56.1	26/9/2013 6:56	63.7		
22/9/2013 2:41	56.7	23/9/2013 3:46	59.4	24/9/2013 4:51	53.4	25/9/2013 5:56	57.5	26/9/2013 7:01	63.1		
22/9/2013 2:46	54.2	23/9/2013 3:51	58.7	24/9/2013 4:56	48.8	25/9/2013 6:01	59.2	26/9/2013 7:06	63.6		
22/9/2013 2:51	54.5	23/9/2013 3:56	58.8	24/9/2013 5:01	51.4	25/9/2013 6:06	59.5	26/9/2013 7:11	63.4		
22/9/2013 2:56	48.2	23/9/2013 4:01	57.2	24/9/2013 5:06	50.4	25/9/2013 6:11	59.3	26/9/2013 7:16	63.5		
22/9/2013 3:01	48.8	23/9/2013 4:06	59.3	24/9/2013 5:11	43.3	25/9/2013 6:16	58.8	26/9/2013 7:21	62.6		
22/9/2013 3:06	53.5	23/9/2013 4:11	57.4	24/9/2013 5:16	52.8	25/9/2013 6:21	60.8	26/9/2013 7:26	63.1		
22/9/2013 3:11	47.9	23/9/2013 4:16	58.9	24/9/2013 5:21	51.4	25/9/2013 6:26	61.4	26/9/2013 7:31	62.9		
22/9/2013 3:16	48.4	23/9/2013 4:21	58.5	24/9/2013 5:26	55.0	25/9/2013 6:31	61.6	26/9/2013 7:36	63.1		
22/9/2013 3:21	50.4	23/9/2013 4:26	56.5	24/9/2013 5:31	38.5	25/9/2013 6:36	62.5	26/9/2013 7:41	63.0		
22/9/2013 3:26	52.8	23/9/2013 4:31	59.0	24/9/2013 5:36	53.8	25/9/2013 6:41	62.7	26/9/2013 7:46	63.5		
22/9/2013 3:31	46.0	23/9/2013 4:36	58.7	24/9/2013 5:41	52.6	25/9/2013 6:46	63.0	26/9/2013 7:51	62.4		
22/9/2013 3:36	53.2	23/9/2013 4:41	58.1	24/9/2013 5:46	53.4	25/9/2013 6:51	63.6	26/9/2013 7:56	63.1		
22/9/2013 3:41	51.6	23/9/2013 4:46	57.6	24/9/2013 5:51	55.8	25/9/2013 6:56	63.7	26/9/2013 8:01	62.6		
22/9/2013 3:46	52.8	23/9/2013 4:51	57.7	24/9/2013 5:56	57.1	25/9/2013 7:01	61.7	26/9/2013 8:06	62.0		
22/9/2013 3:51	48.6	23/9/2013 4:56	58.8	24/9/2013 6:01	57.1	25/9/2013 7:06	62.7	26/9/2013 8:11	62.3		
22/9/2013 3:56	53.4	23/9/2013 5:01	58.7	24/9/2013 6:06	57.6	25/9/2013 7:11	62.2	26/9/2013 8:16	62.7		
22/9/2013 4:01	52.0	23/9/2013 5:06	59.0	24/9/2013 6:11	57.2	25/9/2013 7:16	61.9	26/9/2013 8:21	61.7		
22/9/2013 4:06	47.9	23/9/2013 5:11	58.6	24/9/2013 6:16	59.4	25/9/2013 7:21	62.0	26/9/2013 8:26	61.5		
22/9/2013 4:11	52.1	23/9/2013 5:16	58.2	24/9/2013 6:21	60.3	25/9/2013 7:26	61.6	26/9/2013 8:31	61.2		
22/9/2013 4:16	54.4	23/9/2013 5:21	58.9	24/9/2013 6:26	60.8	25/9/2013 7:31	62.0	26/9/2013 8:36	61.7		
22/9/2013 4:21	47.9	23/9/2013 5:26	58.5	24/9/2013 6:31	61.2	25/9/2013 7:36	62.5	26/9/2013 8:41	61.5		
22/9/2013 4:26	52.3	23/9/2013 5:31	58.9	24/9/2013 6:36	61.9	25/9/2013 7:41	61.5	26/9/2013 8:46	60.8		
22/9/2013 4:31	61.9	23/9/2013 5:36	58.3	24/9/2013 6:41	62.0	25/9/2013 7:46	61.5	26/9/2013 8:51	60.6		
22/9/2013 4:36	50.9	23/9/2013 5:41	58.4	24/9/2013 6:46	62.9	25/9/2013 7:51	61.3	26/9/2013 8:56	60.9		
22/9/2013 4:41	52.0	23/9/2013 5:46	59.2	24/9/2013 6:51	64.0	25/9/2013 7:56	61.7	26/9/2013 9:01	61.1		
22/9/2013 4:46	40.3	23/9/2013 5:51	58.7	24/9/2013 6:56	64.4	25/9/2013 8:01	61.8	26/9/2013 9:06	60.0		
22/9/2013 4:51	50.4	23/9/2013 5:56	59.2	24/9/2013 7:01	62.5	25/9/2013 8:06	62.6	26/9/2013 9:11	59.5		
22/9/2013 4:56	51.6	23/9/2013 6:01	59.1	24/9/2013 7:06	63.4	25/9/2013 8:11	61.0	26/9/2013 9:16	60.0		
22/9/2013 5:01	52.4	23/9/2013 6:06	59.3	24/9/2013 7:11	62.9	25/9/2013 8:16	60.4	26/9/2013 9:21	59.7		
22/9/2013 5:06	53.3	23/9/2013 6:11	59.6	24/9/2013 7:16	62.3	25/9/2013 8:21	60.7	26/9/2013 9:26	58.0		
22/9/2013 5:11	48.8	23/9/2013 6:16	59.1	24/9/2013 7:21	62.2	25/9/2013 8:26	60.0	26/9/2013 9:31	58.8		
22/9/2013 5:16	54.6	23/9/2013 6:21	59.5	24/9/2013 7:26	61.1	25/9/2013 8:31	59.5	26/9/2013			

Real-time Noise Data		RTN2a (Hong Kong Electric Centre)									
<u>Normal Day 07:00-19:00</u>		2/9/2013 12:01	67.0	6/9/2013 18:31	66.5	12/9/2013 13:01	64.0	18/9/2013 7:31	66.6	24/9/2013 14:01	72.4
28/8/2013 7:01	65.7	2/9/2013 12:31	58.4	7/9/2013 7:01	65.2	12/9/2013 13:31	64.8	18/9/2013 8:01	62.3	24/9/2013 14:31	72.6
28/8/2013 7:31	66.9	2/9/2013 13:01	68.2	7/9/2013 7:31	66.2	12/9/2013 14:01	66.7	18/9/2013 8:31	67.9	24/9/2013 15:01	68.1
28/8/2013 8:01	67.9	2/9/2013 13:31	68.6	7/9/2013 8:01	60.9	12/9/2013 14:31	68.1	18/9/2013 9:01	68.8	24/9/2013 15:31	71.7
28/8/2013 8:31	69.8	2/9/2013 14:01	68.5	7/9/2013 8:31	64.0	12/9/2013 15:01	66.3	18/9/2013 9:31	68.7	24/9/2013 16:01	72.4
28/8/2013 9:01	68.6	2/9/2013 14:31	67.5	7/9/2013 9:01	66.7	12/9/2013 15:31	68.8	18/9/2013 10:01	67.3	24/9/2013 16:31	70.6
28/8/2013 9:31	69.6	2/9/2013 15:01	68.7	7/9/2013 9:31	67.4	12/9/2013 16:01	68.0	18/9/2013 10:31	67.8	24/9/2013 17:01	67.9
28/8/2013 10:01	69.1	2/9/2013 15:31	68.4	7/9/2013 10:01	66.9	12/9/2013 16:31	67.9	18/9/2013 11:01	68.1	24/9/2013 17:31	60.5
28/8/2013 10:31	70.4	2/9/2013 16:01	69.3	7/9/2013 10:31	68.6	12/9/2013 17:01	67.2	18/9/2013 11:31	63.2	24/9/2013 18:01	67.0
28/8/2013 11:01	68.9	2/9/2013 16:31	67.9	7/9/2013 11:01	68.7	12/9/2013 17:31	65.1	18/9/2013 12:01	66.9	24/9/2013 18:31	66.0
28/8/2013 11:31	65.0	2/9/2013 17:01	65.2	7/9/2013 11:31	63.1	12/9/2013 18:01	58.3	18/9/2013 12:31	67.1	25/9/2013 7:01	65.5
28/8/2013 12:01	66.0	2/9/2013 17:31	63.9	7/9/2013 12:01	66.8	12/9/2013 18:31	66.2	18/9/2013 13:01	66.4	25/9/2013 7:31	66.7
28/8/2013 12:31	66.9	2/9/2013 18:01	62.3	7/9/2013 12:31	66.8	13/9/2013 7:01	65.5	18/9/2013 13:31	66.9	25/9/2013 8:01	68.7
28/8/2013 13:01	66.0	2/9/2013 18:31	67.1	7/9/2013 13:01	66.8	13/9/2013 7:31	66.5	18/9/2013 14:01	67.7	25/9/2013 8:31	71.1
28/8/2013 13:31	66.9	3/9/2013 7:01	65.9	7/9/2013 13:31	69.5	13/9/2013 8:01	58.0	18/9/2013 14:31	66.2	25/9/2013 9:01	68.2
28/8/2013 14:01	66.2	3/9/2013 7:31	66.7	7/9/2013 14:01	70.2	13/9/2013 8:31	61.4	18/9/2013 15:01	65.3	25/9/2013 9:31	68.1
28/8/2013 14:31	67.9	3/9/2013 8:01	66.2	7/9/2013 14:31	67.5	13/9/2013 9:01	63.0	18/9/2013 15:31	64.2	25/9/2013 10:01	71.3
28/8/2013 15:01	67.4	3/9/2013 8:31	68.2	7/9/2013 15:01	65.2	13/9/2013 9:31	62.9	18/9/2013 16:01	66.3	25/9/2013 10:31	71.3
28/8/2013 15:31	66.3	3/9/2013 9:01	70.1	7/9/2013 15:31	68.9	13/9/2013 10:01	63.6	18/9/2013 16:31	67.7	25/9/2013 11:01	68.7
28/8/2013 16:01	66.2	3/9/2013 9:31	69.4	7/9/2013 16:01	66.9	13/9/2013 10:31	64.1	18/9/2013 17:01	66.9	25/9/2013 11:31	66.7
28/8/2013 16:31	64.8	3/9/2013 10:01	67.9	7/9/2013 16:31	64.6	13/9/2013 11:01	59.8	18/9/2013 17:31	62.5	25/9/2013 12:01	67.1
28/8/2013 17:01	63.1	3/9/2013 10:31	69.2	7/9/2013 17:01	64.1	13/9/2013 11:31	61.5	18/9/2013 18:01	66.4	25/9/2013 12:31	59.0
28/8/2013 17:31	63.9	3/9/2013 11:01	70.4	7/9/2013 17:31	65.0	13/9/2013 12:01	67.1	18/9/2013 18:31	65.4	25/9/2013 13:01	69.4
28/8/2013 18:01	60.0	3/9/2013 11:31	65.8	7/9/2013 18:01	52.7	13/9/2013 12:31	67.1	19/9/2013 7:01	65.2	25/9/2013 13:31	69.9
28/8/2013 18:31	66.5	3/9/2013 12:01	67.1	7/9/2013 18:31	66.8	13/9/2013 13:01	65.4	19/9/2013 7:31	67.0	25/9/2013 14:01	69.6
29/8/2013 7:01	65.5	3/9/2013 12:31	58.6	7/9/2013 7:01	65.2	13/9/2013 13:31	66.4	19/9/2013 8:01	63.2	25/9/2013 14:31	69.1
29/8/2013 7:31	66.9	3/9/2013 13:01	67.0	7/9/2013 7:31	51.0	13/9/2013 14:01	65.8	19/9/2013 8:31	66.1	25/9/2013 15:01	68.6
29/8/2013 8:01	64.9	3/9/2013 13:31	69.2	7/9/2013 8:01	63.8	13/9/2013 14:31	65.8	19/9/2013 9:01	65.0	25/9/2013 15:31	68.5
29/8/2013 8:31	66.7	3/9/2013 14:01	68.2	7/9/2013 8:31	72.0	13/9/2013 15:01	65.7	19/9/2013 9:31	67.0	25/9/2013 16:01	71.8
29/8/2013 9:01	63.1	3/9/2013 14:31	68.3	7/9/2013 9:01	75.8	13/9/2013 15:31	67.1	19/9/2013 10:01	66.8	25/9/2013 16:31	70.7
29/8/2013 9:31	63.3	3/9/2013 15:01	69.9	7/9/2013 9:31	67.4	13/9/2013 16:01	62.5	19/9/2013 10:31	66.5	25/9/2013 17:01	70.8
29/8/2013 10:01	64.6	3/9/2013 15:31	68.3	7/9/2013 10:01	67.0	13/9/2013 16:31	66.9	19/9/2013 11:01	65.9	25/9/2013 17:31	66.7
29/8/2013 10:31	67.3	3/9/2013 16:01	69.7	7/9/2013 10:31	67.4	13/9/2013 17:01	68.6	19/9/2013 11:31	61.5	25/9/2013 18:01	67.2
29/8/2013 11:01	66.2	3/9/2013 16:31	69.1	7/9/2013 11:01	68.2	13/9/2013 17:31	65.8	19/9/2013 12:01	66.5	25/9/2013 18:31	54.3
29/8/2013 11:31	67.1	3/9/2013 17:01	68.6	7/9/2013 11:31	67.3	13/9/2013 18:01	68.2	19/9/2013 12:31	50.7	26/9/2013 7:01	65.5
29/8/2013 12:01	47.6	3/9/2013 17:31	64.4	7/9/2013 12:01	66.6	13/9/2013 18:31	66.4	19/9/2013 13:01	62.5	26/9/2013 7:31	66.6
29/8/2013 12:31	58.9	3/9/2013 18:01	63.0	7/9/2013 12:31	55.2	14/9/2013 7:01	65.4	19/9/2013 13:31	63.5	26/9/2013 8:01	68.7
29/8/2013 13:01	65.0	3/9/2013 18:31	56.1	7/9/2013 13:01	68.5	14/9/2013 7:31	66.4	19/9/2013 14:01	63.7	26/9/2013 8:31	67.1
29/8/2013 13:31	66.0	4/9/2013 7:01	48.7	7/9/2013 13:31	69.4	14/9/2013 8:01	58.7	19/9/2013 14:31	62.6	26/9/2013 9:01	72.2
29/8/2013 14:01	65.8	4/9/2013 7:31	61.3	7/9/2013 14:01	66.7	14/9/2013 8:31	64.0	19/9/2013 15:01	62.2	26/9/2013 9:31	72.4
29/8/2013 14:31	67.0	4/9/2013 8:01	63.2	7/9/2013 14:31	66.2	14/9/2013 9:01	67.2	19/9/2013 15:31	50.5	26/9/2013 10:01	70.6
29/8/2013 15:01	66.3	4/9/2013 8:31	67.0	7/9/2013 15:01	65.9	14/9/2013 9:31	66.6	19/9/2013 16:01	66.9	26/9/2013 10:31	71.5
29/8/2013 15:31	66.3	4/9/2013 9:01	68.7	7/9/2013 15:31	66.2	14/9/2013 10:01	69.4	19/9/2013 16:31	67.0	26/9/2013 11:01	71.9
29/8/2013 16:01	65.5	4/9/2013 9:31	66.4	7/9/2013 16:01	65.6	14/9/2013 10:31	69.1	19/9/2013 17:01	66.0	26/9/2013 11:31	66.7
29/8/2013 16:31	65.8	4/9/2013 10:01	67.4	7/9/2013 16:31	65.1	14/9/2013 11:01	67.5	19/9/2013 17:31	64.9	26/9/2013 12:01	67.1
29/8/2013 17:01	62.8	4/9/2013 10:31	67.8	7/9/2013 17:01	64.8	14/9/2013 11:31	57.8	19/9/2013 18:01	64.1	26/9/2013 12:31	67.0
29/8/2013 17:31	55.8	4/9/2013 11:01	66.7	7/9/2013 17:31	63.2	14/9/2013 12:01	66.8	19/9/2013 18:31	64.1	26/9/2013 13:01	70.1
29/8/2013 18:01	67.1	4/9/2013 11:31	65.9	7/9/2013 18:01	63.7	14/9/2013 12:31	67.1	21/9/2013 7:01	64.3	26/9/2013 13:31	72.3
29/8/2013 18:31	66.2	4/9/2013 12:01	62.0	7/9/2013 18:31	66.9	14/9/2013 13:01	63.8	21/9/2013 7:31	66.5	26/9/2013 14:01	71.7
30/8/2013 7:01	66.8	4/9/2013 12:31	60.4	10/9/2013 7:01	65.2	14/9/2013 13:31	61.0	21/9/2013 8:01	62.9	26/9/2013 14:31	70.3
30/8/2013 7:31	65.4	4/9/2013 13:01	65.1	10/9/2013 7:31	67.1	14/9/2013 14:01	61.3	21/9/2013 8:31	65.9	26/9/2013 15:01	70.1
30/8/2013 8:01	67.8	4/9/2013 13:31	66.6	10/9/2013 8:01	61.8	14/9/2013 14:31	61.6	21/9/2013 9:01	66.1	26/9/2013 15:31	71.8
30/8/2013 8:31	67.1	4/9/2013 14:01	67.2	10/9/2013 8:31	65.0	14/9/2013 15:01	61.4	21/9/2013 9:31	64.6	26/9/2013 16:01	72.2
30/8/2013 9:01	66.4	4/9/2013 14:31	66.7	10/9/2013 9:01	66.8	14/9/2013 15:31	67.3	21/9/2013 10:01	65.8	26/9/2013 16:31	72.6
30/8/2013 9:31	67.0	4/9/2013 15:01	66.3	10/9/2013 9:31	65.7	14/9/2013 16:01	64.2	21/9/2013 10:31	65.3	26/9/2013 17:01	70.2
30/8/2013 10:01	66.8	4/9/2013 15:31	65.7	10/9/2013 10:01	65.1	14/9/2013 16:31	58.1	21/9/2013 11:01	66.9	26/9/2013 17:31	67.6
30/8/2013 10:31	68.7	4/9/2013 16:01	66.5	10/9/2013 10:31	66.5	14/9/2013 17:01	62.5	21/9/2013 11:31	61.8	26/9/2013 18:01	61.7
30/8/2013 11:01	70.0	4/9/2013 16:31	65.7	10/9/2013 11:01	67.8	14/9/2013 17:31	45.9	21/9/2013 12:01	66.5	26/9/2013 18:31	65.8
30/8/2013 11:31	69.3	4/9/2013 17:01	64.1	10/9/2013 11:31	63.4	14/9/2013 18:01	66.5	21/9/2013 12:31	47.0	27/9/2013 7:01	65.6
30/8/2013 12:01	67.6	4/9/2013 17:31	64.3	10/9/2013 12:01	66.8	14/9/2013 18:31	65.5	21/9/2013 13:01	63.4	27/9/2013 7:31	58.0
30/8/2013 12:31	68.1	4/9/2013 18:01	60.5	10/9/2013 12:31	66.5	16/9/2013 7:01	65.4	21/9/2013 13:31	67.2	27/9/2013 8:01	65.1
30/8/2013 13:01	69.8	4/9/2013 18:31	66.6	10/9/2013 13:01	66.9	16/9/2013 7:31	56.4	21/9/2013 14:01	69.0	27/9/2013 8:31	66.2
30/8/2013 13:31	68.1	5/9/2013 7:01	66.5	10/9/2013 13:31	67.8	16/9/2013 8:01	65.3	21/9/2013 14:31	69.9	27/9/2013 9:01	66.4
30/8/2013 14:01	67.1	5/9/2013 7:31	66.7	10/9/2013 14:01	68.1	16/9/2013 8:31	67.4	21/9/2013 15:01	65.1	27/9/2013 9:31	66.7
30/8/2013 14:31	68.1	5/9/2013 8:01	61.4	10/9/2013 14:31	69.0	16/9/2013 9:01	68.7	21/9/2013 15:31	63.6	27/9/2013 10:01	67.1
30/8/2013 15:01	67.2	5/9/2013 8:31	66.2	10/9/2013 15:01	67.3	16/9/2013 9:31	70.4	21/9/2013 16:01	70.2	27/9/2013 10:31	68.0
30/8/2013 15:31	66.9	5/9/2013 9:01	64.9	10/9/2013 15:31	67.4	16/9/2013 10:01	69.5	21/9/2013 16:31	67.2	27/9/2013 11:01	67.5

Real-time Noise Data		RTN2a (Hong Kong Electric Centre)									
28/8/2013 20:51	63.3	30/8/2013 21:56	63.3	1/9/2013 11:01	63.7	1/9/2013 20:06	63.1	3/9/2013 21:11	64.1	5/9/2013 22:16	64.4
28/8/2013 20:56	63.3	30/8/2013 22:01	63.0	1/9/2013 11:06	64.1	1/9/2013 20:11	62.8	3/9/2013 21:16	64.4	5/9/2013 22:21	64.6
28/8/2013 21:01	62.6	30/8/2013 22:06	63.3	1/9/2013 11:11	64.6	1/9/2013 20:16	63.2	3/9/2013 21:21	63.9	5/9/2013 22:26	64.1
28/8/2013 21:06	63.7	30/8/2013 22:11	63.5	1/9/2013 11:16	64.1	1/9/2013 20:21	62.8	3/9/2013 21:26	64.0	5/9/2013 22:31	64.4
28/8/2013 21:11	62.7	30/8/2013 22:16	63.7	1/9/2013 11:21	64.4	1/9/2013 20:26	63.1	3/9/2013 21:31	63.9	5/9/2013 22:36	64.6
28/8/2013 21:16	62.5	30/8/2013 22:21	62.9	1/9/2013 11:26	63.8	1/9/2013 20:31	63.1	3/9/2013 21:36	64.6	5/9/2013 22:41	64.6
28/8/2013 21:21	63.0	30/8/2013 22:26	63.0	1/9/2013 11:31	64.0	1/9/2013 20:36	62.9	3/9/2013 21:41	64.0	5/9/2013 22:46	64.8
28/8/2013 21:26	63.6	30/8/2013 22:31	63.4	1/9/2013 11:36	64.2	1/9/2013 20:41	63.1	3/9/2013 21:46	64.1	5/9/2013 22:51	64.7
28/8/2013 21:31	63.6	30/8/2013 22:36	62.9	1/9/2013 11:41	63.8	1/9/2013 20:46	62.6	3/9/2013 21:51	64.2	5/9/2013 22:56	64.3
28/8/2013 21:36	62.7	30/8/2013 22:41	63.3	1/9/2013 11:46	63.4	1/9/2013 20:51	63.6	3/9/2013 21:56	63.6	6/9/2013 19:01	63.0
28/8/2013 21:41	63.0	30/8/2013 22:46	62.6	1/9/2013 11:51	63.4	1/9/2013 20:56	62.7	3/9/2013 22:01	63.7	6/9/2013 19:06	62.8
28/8/2013 21:46	62.8	30/8/2013 22:51	62.8	1/9/2013 11:56	64.5	1/9/2013 21:01	63.1	3/9/2013 22:06	64.1	6/9/2013 19:11	62.7
28/8/2013 21:51	63.1	30/8/2013 22:56	62.9	1/9/2013 12:01	64.2	1/9/2013 21:06	62.6	3/9/2013 22:11	63.9	6/9/2013 19:16	63.3
28/8/2013 21:56	63.2	31/8/2013 19:01	65.4	1/9/2013 12:06	64.1	1/9/2013 21:11	62.6	3/9/2013 22:16	63.7	6/9/2013 19:21	62.5
28/8/2013 22:01	63.3	31/8/2013 19:06	65.4	1/9/2013 12:11	63.8	1/9/2013 21:16	63.3	3/9/2013 22:21	63.5	6/9/2013 19:26	62.8
28/8/2013 22:06	62.9	31/8/2013 19:11	65.0	1/9/2013 12:16	63.7	1/9/2013 21:21	62.9	3/9/2013 22:26	63.7	6/9/2013 19:31	63.3
28/8/2013 22:11	63.0	31/8/2013 19:16	65.4	1/9/2013 12:21	64.2	1/9/2013 21:26	63.0	3/9/2013 22:31	63.7	6/9/2013 19:36	62.7
28/8/2013 22:16	62.8	31/8/2013 19:21	65.4	1/9/2013 12:26	64.5	1/9/2013 21:31	63.0	3/9/2013 22:36	62.8	6/9/2013 19:41	64.7
28/8/2013 22:21	63.0	31/8/2013 19:26	65.3	1/9/2013 12:31	63.9	1/9/2013 21:36	63.3	3/9/2013 22:41	63.6	6/9/2013 19:46	65.1
28/8/2013 22:26	62.4	31/8/2013 19:31	65.4	1/9/2013 12:36	65.1	1/9/2013 21:41	62.4	3/9/2013 22:46	63.9	6/9/2013 19:51	64.4
28/8/2013 22:31	62.8	31/8/2013 19:36	65.7	1/9/2013 12:41	64.6	1/9/2013 21:46	63.0	3/9/2013 22:51	63.6	6/9/2013 19:56	64.1
28/8/2013 22:36	62.1	31/8/2013 19:41	65.1	1/9/2013 12:46	64.4	1/9/2013 21:51	64.1	3/9/2013 22:56	62.8	6/9/2013 20:01	64.6
28/8/2013 22:41	63.1	31/8/2013 19:46	65.6	1/9/2013 12:51	64.2	1/9/2013 21:56	63.4	4/9/2013 19:01	65.3	6/9/2013 20:06	65.0
28/8/2013 22:46	62.9	31/8/2013 19:51	65.2	1/9/2013 12:56	64.3	1/9/2013 22:01	62.7	4/9/2013 19:06	65.3	6/9/2013 20:11	64.1
28/8/2013 22:51	62.5	31/8/2013 19:56	65.0	1/9/2013 13:01	64.3	1/9/2013 22:06	62.4	4/9/2013 19:11	65.9	6/9/2013 20:16	63.3
28/8/2013 22:56	62.0	31/8/2013 20:01	64.7	1/9/2013 13:06	64.1	1/9/2013 22:11	62.6	4/9/2013 19:16	65.3	6/9/2013 20:21	63.8
29/8/2013 19:01	64.1	31/8/2013 20:06	65.1	1/9/2013 13:11	64.6	1/9/2013 22:16	63.3	4/9/2013 19:21	65.5	6/9/2013 20:26	62.3
29/8/2013 19:06	63.7	31/8/2013 20:11	64.7	1/9/2013 13:16	64.0	1/9/2013 22:21	63.0	4/9/2013 19:26	65.6	6/9/2013 20:31	62.6
29/8/2013 19:11	64.2	31/8/2013 20:16	64.7	1/9/2013 13:21	64.2	1/9/2013 22:26	62.8	4/9/2013 19:31	64.9	6/9/2013 20:36	62.9
29/8/2013 19:16	64.1	31/8/2013 20:21	65.2	1/9/2013 13:26	65.0	1/9/2013 22:31	62.6	4/9/2013 19:36	65.6	6/9/2013 20:41	63.6
29/8/2013 19:21	63.6	31/8/2013 20:26	64.9	1/9/2013 13:31	65.2	1/9/2013 22:36	62.6	4/9/2013 19:41	65.5	6/9/2013 20:46	63.7
29/8/2013 19:26	64.3	31/8/2013 20:31	64.8	1/9/2013 13:36	65.6	1/9/2013 22:41	62.1	4/9/2013 19:46	65.9	6/9/2013 20:51	63.6
29/8/2013 19:31	64.2	31/8/2013 20:36	65.4	1/9/2013 13:41	65.3	1/9/2013 22:46	62.1	4/9/2013 19:51	65.5	6/9/2013 20:56	65.4
29/8/2013 19:36	63.9	31/8/2013 20:41	65.1	1/9/2013 13:46	64.6	1/9/2013 22:51	63.7	4/9/2013 19:56	65.3	6/9/2013 21:01	64.2
29/8/2013 19:41	63.6	31/8/2013 20:46	65.1	1/9/2013 13:51	64.0	1/9/2013 22:56	61.9	4/9/2013 20:01	65.0	6/9/2013 21:06	64.5
29/8/2013 19:46	63.7	31/8/2013 20:51	64.6	1/9/2013 13:56	64.4	2/9/2013 19:01	63.2	4/9/2013 20:06	65.4	6/9/2013 21:11	64.6
29/8/2013 19:51	63.8	31/8/2013 20:56	65.0	1/9/2013 14:01	64.1	2/9/2013 19:06	63.6	4/9/2013 20:11	65.0	6/9/2013 21:16	64.0
29/8/2013 19:56	63.2	31/8/2013 21:01	64.4	1/9/2013 14:06	64.0	2/9/2013 19:11	64.0	4/9/2013 20:16	65.3	6/9/2013 21:21	64.2
29/8/2013 20:01	62.7	31/8/2013 21:06	65.5	1/9/2013 14:11	63.6	2/9/2013 19:16	64.0	4/9/2013 20:21	65.3	6/9/2013 21:26	63.9
29/8/2013 20:06	62.8	31/8/2013 21:11	64.9	1/9/2013 14:16	63.6	2/9/2013 19:21	64.1	4/9/2013 20:26	65.5	6/9/2013 21:31	64.0
29/8/2013 20:11	62.4	31/8/2013 21:16	65.1	1/9/2013 14:21	63.5	2/9/2013 19:26	63.8	4/9/2013 20:31	64.2	6/9/2013 21:36	63.4
29/8/2013 20:16	63.3	31/8/2013 21:21	64.6	1/9/2013 14:26	63.7	2/9/2013 19:31	63.6	4/9/2013 20:36	65.0	6/9/2013 21:41	63.4
29/8/2013 20:21	63.1	31/8/2013 21:26	64.9	1/9/2013 14:31	64.1	2/9/2013 19:36	63.3	4/9/2013 20:41	64.8	6/9/2013 21:46	63.5
29/8/2013 20:26	63.3	31/8/2013 21:31	64.8	1/9/2013 14:36	63.8	2/9/2013 19:41	63.1	4/9/2013 20:46	64.7	6/9/2013 21:51	64.2
29/8/2013 20:31	62.6	31/8/2013 21:36	65.5	1/9/2013 14:41	63.3	2/9/2013 19:46	63.2	4/9/2013 20:51	64.9	6/9/2013 21:56	64.0
29/8/2013 20:36	62.9	31/8/2013 21:41	64.6	1/9/2013 14:46	63.6	2/9/2013 19:51	63.3	4/9/2013 20:56	64.6	6/9/2013 22:01	64.0
29/8/2013 20:41	62.7	31/8/2013 21:46	64.6	1/9/2013 14:51	64.2	2/9/2013 19:56	63.4	4/9/2013 21:01	64.5	6/9/2013 22:06	63.6
29/8/2013 20:46	61.9	31/8/2013 21:51	64.8	1/9/2013 14:56	64.0	2/9/2013 20:01	63.8	4/9/2013 21:06	64.7	6/9/2013 22:11	64.2
29/8/2013 20:51	63.1	31/8/2013 21:56	64.9	1/9/2013 15:01	64.2	2/9/2013 20:06	65.0	4/9/2013 21:11	64.6	6/9/2013 22:16	64.0
29/8/2013 20:56	62.9	31/8/2013 22:01	64.8	1/9/2013 15:06	64.5	2/9/2013 20:11	67.4	4/9/2013 21:16	64.5	6/9/2013 22:21	63.7
29/8/2013 21:01	62.6	31/8/2013 22:06	64.9	1/9/2013 15:11	64.5	2/9/2013 20:16	68.2	4/9/2013 21:21	64.6	6/9/2013 22:26	63.3
29/8/2013 21:06	62.5	31/8/2013 22:11	64.8	1/9/2013 15:16	63.9	2/9/2013 20:21	66.7	4/9/2013 21:26	64.6	6/9/2013 22:31	63.4
29/8/2013 21:11	63.0	31/8/2013 22:16	64.7	1/9/2013 15:21	64.0	2/9/2013 20:26	65.9	4/9/2013 21:31	64.7	6/9/2013 22:36	63.9
29/8/2013 21:16	62.4	31/8/2013 22:21	64.6	1/9/2013 15:26	64.7	2/9/2013 20:31	66.1	4/9/2013 21:36	64.5	6/9/2013 22:41	63.1
29/8/2013 21:21	62.5	31/8/2013 22:26	64.8	1/9/2013 15:31	65.4	2/9/2013 20:36	67.5	4/9/2013 21:41	64.5	6/9/2013 22:46	62.6
29/8/2013 21:26	62.7	31/8/2013 22:31	64.4	1/9/2013 15:36	64.2	2/9/2013 20:41	66.8	4/9/2013 21:46	64.1	6/9/2013 22:51	62.8
29/8/2013 21:31	62.6	31/8/2013 22:36	64.7	1/9/2013 15:41	64.1	2/9/2013 20:46	65.4	4/9/2013 21:51	64.5	6/9/2013 22:56	63.9
29/8/2013 21:36	62.8	31/8/2013 22:41	64.6	1/9/2013 15:46	64.3	2/9/2013 20:51	65.0	4/9/2013 21:56	64.1	7/9/2013 19:01	64.2
29/8/2013 21:41	62.5	31/8/2013 22:46	64.7	1/9/2013 15:51	64.5	2/9/2013 20:56	65.0	4/9/2013 22:01	66.8	7/9/2013 19:06	64.3
29/8/2013 21:46	62.3	31/8/2013 22:51	64.3	1/9/2013 15:56	64.6	2/9/2013 21:01	64.9	4/9/2013 22:06	66.0	7/9/2013 19:11	64.4
29/8/2013 21:51	62.6	31/8/2013 22:56	64.0	1/9/2013 16:01	64.5	2/9/2013 21:06	64.6	4/9/2013 22:11	64.8	7/9/2013 19:16	63.1
29/8/2013 21:56	62.6	1/9/2013 7:01	61.3	1/9/2013 16:06	64.2	2/9/2013 21:11	64.2	4/9/2013 22:16	65.2	7/9/2013 19:21	64.7
29/8/2013 22:01	62.1	1/9/2013 7:06	61.3	1/9/2013 16:11	63.7	2/9/2013 21:16	64.4	4/9/2013 22:21	65.1	7/9/2013 19:26	63.7
29/8/2013 22:06	62.7	1/9/2013 7:11	62.2	1/9/2013 16:16	64.1	2/9/2013 21:21	64.6	4/9/2013 22:26	64.3	7/9/2013 19:31	64.9
29/8/2013 22:11	62.4	1/9/2013 7:16	62.3	1/9/2013 16:21	63.5	2/9/2013 21:26	64.3	4/9/2013 22:31	64.2	7/9/2013 19:36	64.5
29/8/2013 22:16	62.2	1/9/2013 7:21	64.3	1/9/2013 16:26	64.1	2/9/2013 21:31	63.9	4/9/2013 22:36	64.6	7/9/2013 19:41	64.3
29/8/2013 22:21	62.6	1/9/2013 7:26	65.2	1/9/2013 16:31	64.2	2/9/2013 21:36	67.9	4/9/2013 22:41	67.0	7/9/2013 19:46	64.0
29/8/2013 22:26	62.4	1/9/2013 7:31	62.4	1/9/2013 16:36	64.4	2/9/2013 21:41	68.0	4/9/2013 22:46	69.3	7/9/2013 19:51	63.9
29/8/2013 22:31	62.0	1/9/2013 7:36	64.1	1/9/2013 16:41	63.6	2/9/2013 21:46	67.7	4/9/2013 22:51	65.9	7/9/2013 19:56	63.1
29/8/2013 22:36	62.6	1/9/2013 7:41	62.5	1/9/2013 16:46	63.7	2/9/2013 21:51	68.1	4/9/2013 22:56	65.8	7/9/2013 20:01	63.6
29/8/2013 22:41	63.0	1/9/									

Real-time Noise Data		RTN2a (Hong Kong Electric Centre)									
8/9/2013 7:21	59.7	8/9/2013 16:26	63.6	9/9/2013 21:31	62.9	11/9/2013 22:36	62.2	14/9/2013 19:41	63.7	15/9/2013 12:46	63.3
8/9/2013 7:26	61.4	8/9/2013 16:31	63.4	9/9/2013 21:36	63.4	11/9/2013 22:41	62.2	14/9/2013 19:46	64.5	15/9/2013 12:51	64.6
8/9/2013 7:31	60.0	8/9/2013 16:36	62.9	9/9/2013 21:41	62.9	11/9/2013 22:46	62.0	14/9/2013 19:51	64.5	15/9/2013 12:56	63.2
8/9/2013 7:36	61.1	8/9/2013 16:41	63.3	9/9/2013 21:46	63.5	11/9/2013 22:51	62.3	14/9/2013 19:56	63.6	15/9/2013 13:01	63.1
8/9/2013 7:41	59.9	8/9/2013 16:46	63.8	9/9/2013 21:51	62.5	11/9/2013 22:56	62.8	14/9/2013 20:01	63.8	15/9/2013 13:06	62.9
8/9/2013 7:46	60.5	8/9/2013 16:51	63.7	9/9/2013 21:56	62.4	11/9/2013 23:01	62.1	14/9/2013 20:06	64.0	15/9/2013 13:11	63.2
8/9/2013 7:51	62.3	8/9/2013 16:56	63.8	9/9/2013 22:01	62.4	11/9/2013 23:06	63.7	14/9/2013 20:11	63.7	15/9/2013 13:16	63.5
8/9/2013 7:56	60.4	8/9/2013 17:01	63.0	9/9/2013 22:06	62.0	11/9/2013 23:11	61.9	14/9/2013 20:16	63.5	15/9/2013 13:21	62.8
8/9/2013 8:01	59.0	8/9/2013 17:06	63.4	9/9/2013 22:11	62.1	11/9/2013 23:16	61.9	14/9/2013 20:21	63.6	15/9/2013 13:26	63.6
8/9/2013 8:06	61.3	8/9/2013 17:11	63.4	9/9/2013 22:16	62.2	11/9/2013 23:21	63.0	14/9/2013 20:26	64.1	15/9/2013 13:31	63.3
8/9/2013 8:11	60.7	8/9/2013 17:16	63.6	9/9/2013 22:21	62.4	11/9/2013 23:26	63.3	14/9/2013 20:31	63.7	15/9/2013 13:36	63.4
8/9/2013 8:16	62.2	8/9/2013 17:21	63.8	9/9/2013 22:26	63.0	11/9/2013 23:31	62.5	14/9/2013 20:36	62.5	15/9/2013 13:41	63.3
8/9/2013 8:21	63.4	8/9/2013 17:26	63.6	9/9/2013 22:31	62.8	11/9/2013 23:36	62.7	14/9/2013 20:41	62.9	15/9/2013 13:46	63.9
8/9/2013 8:26	62.4	8/9/2013 17:31	63.6	9/9/2013 22:36	62.2	11/9/2013 23:41	63.3	14/9/2013 20:46	62.9	15/9/2013 13:51	63.3
8/9/2013 8:31	63.3	8/9/2013 17:36	64.2	9/9/2013 22:41	62.7	11/9/2013 23:46	63.0	14/9/2013 20:51	62.8	15/9/2013 13:56	63.0
8/9/2013 8:36	62.7	8/9/2013 17:41	63.6	9/9/2013 22:46	62.3	11/9/2013 23:51	63.6	14/9/2013 20:56	63.5	15/9/2013 14:01	63.0
8/9/2013 8:41	63.0	8/9/2013 17:46	63.6	9/9/2013 22:51	62.8	11/9/2013 23:56	62.9	14/9/2013 21:01	63.4	15/9/2013 14:06	63.2
8/9/2013 8:46	62.7	8/9/2013 17:51	63.3	9/9/2013 22:56	61.8	11/9/2013 24:01	64.2	14/9/2013 21:06	63.6	15/9/2013 14:11	63.4
8/9/2013 8:51	62.8	8/9/2013 17:56	63.3	10/9/2013 19:01	63.2	11/9/2013 24:06	63.4	14/9/2013 21:11	63.0	15/9/2013 14:16	63.4
8/9/2013 8:56	63.3	8/9/2013 18:01	63.7	10/9/2013 19:06	63.7	11/9/2013 24:11	63.5	14/9/2013 21:16	63.8	15/9/2013 14:21	63.1
8/9/2013 9:01	62.6	8/9/2013 18:06	63.5	10/9/2013 19:11	63.6	11/9/2013 24:16	63.7	14/9/2013 21:21	64.4	15/9/2013 14:26	63.3
8/9/2013 9:06	63.1	8/9/2013 18:11	63.5	10/9/2013 19:16	63.5	11/9/2013 24:21	63.3	14/9/2013 21:26	63.0	15/9/2013 14:31	63.3
8/9/2013 9:11	62.8	8/9/2013 18:16	63.5	10/9/2013 19:21	63.6	11/9/2013 24:26	64.4	14/9/2013 21:31	63.7	15/9/2013 14:36	63.6
8/9/2013 9:16	63.5	8/9/2013 18:21	63.6	10/9/2013 19:26	63.8	11/9/2013 24:31	63.7	14/9/2013 21:36	63.1	15/9/2013 14:41	64.7
8/9/2013 9:21	63.8	8/9/2013 18:26	63.7	10/9/2013 19:31	63.4	11/9/2013 24:36	63.7	14/9/2013 21:41	63.9	15/9/2013 14:46	63.8
8/9/2013 9:26	63.9	8/9/2013 18:31	63.6	10/9/2013 19:36	64.2	11/9/2013 24:41	63.0	14/9/2013 21:46	63.8	15/9/2013 14:51	63.8
8/9/2013 9:31	64.9	8/9/2013 18:36	64.1	10/9/2013 19:41	63.6	11/9/2013 24:46	63.2	14/9/2013 21:51	63.5	15/9/2013 14:56	64.0
8/9/2013 9:36	64.8	8/9/2013 18:41	63.9	10/9/2013 19:46	63.5	11/9/2013 24:51	63.6	14/9/2013 21:56	63.2	15/9/2013 15:01	63.5
8/9/2013 9:41	64.0	8/9/2013 18:46	64.1	10/9/2013 19:51	63.7	11/9/2013 24:56	63.2	14/9/2013 22:01	63.3	15/9/2013 15:06	63.8
8/9/2013 9:46	63.5	8/9/2013 18:51	63.3	10/9/2013 19:56	64.1	11/9/2013 25:01	63.1	14/9/2013 22:06	62.9	15/9/2013 15:11	63.0
8/9/2013 9:51	64.7	8/9/2013 18:56	63.7	10/9/2013 20:01	63.0	11/9/2013 25:06	63.2	14/9/2013 22:11	63.2	15/9/2013 15:16	64.1
8/9/2013 9:56	64.7	8/9/2013 19:01	63.2	10/9/2013 20:06	64.1	11/9/2013 25:11	63.1	14/9/2013 22:16	63.3	15/9/2013 15:21	63.9
8/9/2013 10:01	63.4	8/9/2013 19:06	63.4	10/9/2013 20:11	63.5	11/9/2013 25:16	63.4	14/9/2013 22:21	62.7	15/9/2013 15:26	63.4
8/9/2013 10:06	63.5	8/9/2013 19:11	63.2	10/9/2013 20:16	63.1	11/9/2013 25:21	63.7	14/9/2013 22:26	62.7	15/9/2013 15:31	63.5
8/9/2013 10:11	64.0	8/9/2013 19:16	63.5	10/9/2013 20:21	63.7	11/9/2013 25:26	63.7	14/9/2013 22:31	63.5	15/9/2013 15:36	63.2
8/9/2013 10:16	64.5	8/9/2013 19:21	62.9	10/9/2013 20:26	62.8	11/9/2013 25:31	63.2	14/9/2013 22:36	62.7	15/9/2013 15:41	63.5
8/9/2013 10:21	64.0	8/9/2013 19:26	62.6	10/9/2013 20:31	63.2	11/9/2013 25:36	63.2	14/9/2013 22:41	62.2	15/9/2013 15:46	63.3
8/9/2013 10:26	65.9	8/9/2013 19:31	63.2	10/9/2013 20:36	63.4	11/9/2013 25:41	63.0	14/9/2013 22:46	62.5	15/9/2013 15:51	66.3
8/9/2013 10:31	63.1	8/9/2013 19:36	63.8	10/9/2013 20:41	63.6	11/9/2013 25:46	63.3	14/9/2013 22:51	63.0	15/9/2013 15:56	63.5
8/9/2013 10:36	62.9	8/9/2013 19:41	63.3	10/9/2013 20:46	63.0	11/9/2013 25:51	63.1	14/9/2013 22:56	63.1	15/9/2013 16:01	63.5
8/9/2013 10:41	63.6	8/9/2013 19:46	62.9	10/9/2013 20:51	63.5	11/9/2013 25:56	63.5	15/9/2013 7:01	59.1	15/9/2013 16:06	63.6
8/9/2013 10:46	63.3	8/9/2013 19:51	63.2	10/9/2013 20:56	62.9	11/9/2013 26:01	63.0	15/9/2013 7:06	59.2	15/9/2013 16:11	63.7
8/9/2013 10:51	64.4	8/9/2013 19:56	63.4	10/9/2013 21:01	64.1	11/9/2013 26:06	63.0	15/9/2013 7:11	60.5	15/9/2013 16:16	63.5
8/9/2013 10:56	64.7	8/9/2013 20:01	62.6	10/9/2013 21:06	62.3	11/9/2013 26:11	62.7	15/9/2013 7:16	60.4	15/9/2013 16:21	63.5
8/9/2013 11:01	63.7	8/9/2013 20:06	62.7	10/9/2013 21:11	63.0	11/9/2013 26:16	62.7	15/9/2013 7:21	64.6	15/9/2013 16:26	63.5
8/9/2013 11:06	64.2	8/9/2013 20:11	62.3	10/9/2013 21:16	62.7	11/9/2013 26:21	63.3	15/9/2013 7:26	60.9	15/9/2013 16:31	62.9
8/9/2013 11:11	62.9	8/9/2013 20:16	62.0	10/9/2013 21:21	62.5	11/9/2013 26:26	63.2	15/9/2013 7:31	60.9	15/9/2013 16:36	62.8
8/9/2013 11:16	64.0	8/9/2013 20:21	62.3	10/9/2013 21:26	62.7	11/9/2013 26:31	62.7	15/9/2013 7:36	59.1	15/9/2013 16:41	63.8
8/9/2013 11:21	64.5	8/9/2013 20:26	62.9	10/9/2013 21:31	63.1	11/9/2013 26:36	62.5	15/9/2013 7:41	61.7	15/9/2013 16:46	63.3
8/9/2013 11:26	64.0	8/9/2013 20:31	63.0	10/9/2013 21:36	63.3	11/9/2013 26:41	63.1	15/9/2013 7:46	62.5	15/9/2013 16:51	62.8
8/9/2013 11:31	65.1	8/9/2013 20:36	63.3	10/9/2013 21:41	62.1	11/9/2013 26:46	63.5	15/9/2013 7:51	61.8	15/9/2013 16:56	62.8
8/9/2013 11:36	64.1	8/9/2013 20:41	62.8	10/9/2013 21:46	63.2	11/9/2013 26:51	62.4	15/9/2013 7:56	60.4	15/9/2013 17:01	63.5
8/9/2013 11:41	64.4	8/9/2013 20:46	63.2	10/9/2013 21:51	63.0	11/9/2013 26:56	62.5	15/9/2013 8:01	60.2	15/9/2013 17:06	63.0
8/9/2013 11:46	64.3	8/9/2013 20:51	62.8	10/9/2013 21:56	63.8	11/9/2013 27:01	56.9	15/9/2013 8:06	61.7	15/9/2013 17:11	63.3
8/9/2013 11:51	65.1	8/9/2013 20:56	63.5	10/9/2013 22:01	62.9	11/9/2013 27:06	58.5	15/9/2013 8:11	61.6	15/9/2013 17:16	63.3
8/9/2013 11:56	63.8	8/9/2013 21:01	62.3	10/9/2013 22:06	62.6	11/9/2013 27:11	58.4	15/9/2013 8:16	62.3	15/9/2013 17:21	62.9
8/9/2013 12:01	64.1	8/9/2013 21:06	63.2	10/9/2013 22:11	62.4	11/9/2013 27:16	56.6	15/9/2013 8:21	62.0	15/9/2013 17:26	63.8
8/9/2013 12:06	65.4	8/9/2013 21:11	62.6	10/9/2013 22:16	62.4	11/9/2013 27:21	56.3	15/9/2013 8:26	62.4	15/9/2013 17:31	63.2
8/9/2013 12:11	64.5	8/9/2013 21:16	62.5	10/9/2013 22:21	61.9	11/9/2013 27:26	60.5	15/9/2013 8:31	63.8	15/9/2013 17:36	63.1
8/9/2013 12:16	64.1	8/9/2013 21:21	62.4	10/9/2013 22:26	62.7	11/9/2013 27:31	61.9	15/9/2013 8:36	62.4	15/9/2013 17:41	63.1
8/9/2013 12:21	64.2	8/9/2013 21:26	62.8	10/9/2013 22:31	61.7	11/9/2013 27:36	62.5	15/9/2013 8:41	61.8	15/9/2013 17:46	63.4
8/9/2013 12:26	63.7	8/9/2013 21:31	62.8	10/9/2013 22:36	62.1	11/9/2013 27:41	62.1	15/9/2013 8:46	62.6	15/9/2013 17:51	63.1
8/9/2013 12:31	64.2	8/9/2013 21:36	65.2	10/9/2013 22:41	62.7	11/9/2013 27:46	62.9	15/9/2013 8:51	62.5	15/9/2013 17:56	62.8
8/9/2013 12:36	63.5	8/9/2013 21:41	62.5	10/9/2013 22:46	62.9	11/9/2013 27:51	63.0	15/9/2013 8:56	62.7	15/9/2013 18:01	63.4
8/9/2013 12:41	63.1	8/9/2013 21:46	62.7	10/9/2013 22:51	62.0	11/9/2013 27:56	64.5	15/9/2013 9:01	62.1	15/9/2013 18:06	63.0
8/9/2013 12:46	64.1	8/9/2013 21:51	62.0	10/9/2013 22:56	62.6	11/9/2013 28:01	64.2	15/9/2013 9:06	62.4	15/9/2013 18:11	62.6
8/9/2013 12:51	63.5	8/9/2013 21:56	62.3	11/9/2013 19:01	63.3	11/9/2013 28:06	64.0	15/9/2013 9:11	62.4	15/9/2013 18:16	63.7
8/9/2013 12:56	63.7	8/9/2013 22:01	62.1	11/9/2013 19:06	63.1	11/9/2013 28:11	64.8	15/9/2013 9:16	62.2	15/9/2013 18:21	63.0
8/9/2013 13:01	64.0	8/9/2013 22:06	62.1	11/9/2013 19:11	63.4	11/9/2013 28:16	65.3	15/9/2013 9:21	62.2	15/9/2013 18:26	63.1
8/9/2013 13:06	64.2	8/9/2013 22:11	63.7	11/9/2013 19:16	63.3	11/9/2013 28:21	65.2	15/9/2013 9:26			

Real-time Noise Data	RTN2a (Hong Kong Electric Centre)										
15/9/2013 21:51	62.3	17/9/2013 22:56	62.5	20/9/2013 8:01	61.0	20/9/2013 17:06	62.4	21/9/2013 22:11	61.9	22/9/2013 15:16	64.7
15/9/2013 21:56	62.2	18/9/2013 19:01	62.1	20/9/2013 8:06	60.5	20/9/2013 17:11	62.3	21/9/2013 22:16	62.4	22/9/2013 15:21	65.2
15/9/2013 22:01	61.7	18/9/2013 19:06	62.6	20/9/2013 8:11	61.1	20/9/2013 17:16	63.4	21/9/2013 22:21	61.4	22/9/2013 15:26	64.8
15/9/2013 22:06	62.4	18/9/2013 19:11	62.6	20/9/2013 8:16	60.9	20/9/2013 17:21	63.1	21/9/2013 22:26	61.7	22/9/2013 15:31	65.1
15/9/2013 22:11	65.0	18/9/2013 19:16	61.6	20/9/2013 8:21	61.1	20/9/2013 17:26	62.3	21/9/2013 22:31	64.3	22/9/2013 15:36	64.9
15/9/2013 22:16	59.6	18/9/2013 19:21	63.0	20/9/2013 8:26	60.8	20/9/2013 17:31	63.0	21/9/2013 22:36	62.2	22/9/2013 15:41	65.3
15/9/2013 22:21	60.5	18/9/2013 19:26	62.1	20/9/2013 8:31	61.2	20/9/2013 17:36	62.7	21/9/2013 22:41	62.1	22/9/2013 15:46	65.0
15/9/2013 22:26	61.3	18/9/2013 19:31	63.2	20/9/2013 8:36	61.3	20/9/2013 17:41	62.6	21/9/2013 22:46	61.5	22/9/2013 15:51	64.7
15/9/2013 22:31	60.1	18/9/2013 19:36	61.7	20/9/2013 8:41	61.5	20/9/2013 17:46	62.8	21/9/2013 22:51	62.2	22/9/2013 15:56	65.0
15/9/2013 22:36	60.4	18/9/2013 19:41	61.9	20/9/2013 8:46	62.5	20/9/2013 17:51	62.9	21/9/2013 22:56	61.1	22/9/2013 16:01	65.6
15/9/2013 22:41	61.0	18/9/2013 19:46	62.3	20/9/2013 8:51	61.8	20/9/2013 17:56	63.1	22/9/2013 7:01	58.3	22/9/2013 16:06	65.7
15/9/2013 22:46	60.0	18/9/2013 19:51	63.9	20/9/2013 8:56	61.3	20/9/2013 18:01	62.5	22/9/2013 7:06	59.3	22/9/2013 16:11	65.1
15/9/2013 22:51	60.7	18/9/2013 19:56	63.6	20/9/2013 9:01	61.6	20/9/2013 18:06	65.1	22/9/2013 7:11	58.6	22/9/2013 16:16	65.6
15/9/2013 22:56	62.5	18/9/2013 20:01	63.5	20/9/2013 9:06	61.9	20/9/2013 18:11	62.8	22/9/2013 7:16	59.1	22/9/2013 16:21	66.6
16/9/2013 19:01	64.5	18/9/2013 20:06	63.2	20/9/2013 9:11	61.3	20/9/2013 18:16	63.4	22/9/2013 7:21	58.7	22/9/2013 16:26	65.5
16/9/2013 19:06	62.6	18/9/2013 20:11	64.1	20/9/2013 9:16	62.1	20/9/2013 18:21	63.3	22/9/2013 7:26	59.4	22/9/2013 16:31	65.5
16/9/2013 19:11	62.0	18/9/2013 20:16	63.4	20/9/2013 9:21	62.0	20/9/2013 18:26	63.5	22/9/2013 7:31	57.0	22/9/2013 16:36	66.3
16/9/2013 19:16	62.7	18/9/2013 20:21	63.1	20/9/2013 9:26	62.4	20/9/2013 18:31	63.0	22/9/2013 7:36	58.7	22/9/2013 16:41	65.5
16/9/2013 19:21	62.4	18/9/2013 20:26	63.1	20/9/2013 9:31	65.7	20/9/2013 18:36	62.9	22/9/2013 7:41	59.4	22/9/2013 16:46	65.7
16/9/2013 19:26	62.4	18/9/2013 20:31	63.2	20/9/2013 9:36	62.5	20/9/2013 18:41	62.9	22/9/2013 7:46	60.8	22/9/2013 16:51	66.1
16/9/2013 19:31	62.3	18/9/2013 20:36	63.3	20/9/2013 9:41	62.7	20/9/2013 18:46	62.5	22/9/2013 7:51	59.3	22/9/2013 16:56	65.9
16/9/2013 19:36	62.0	18/9/2013 20:41	63.7	20/9/2013 9:46	61.5	20/9/2013 18:51	62.2	22/9/2013 7:56	58.5	22/9/2013 17:01	65.6
16/9/2013 19:41	62.7	18/9/2013 20:46	63.3	20/9/2013 9:51	62.1	20/9/2013 18:56	61.8	22/9/2013 8:01	59.7	22/9/2013 17:06	65.6
16/9/2013 19:46	62.8	18/9/2013 20:51	62.8	20/9/2013 9:56	62.5	20/9/2013 19:01	62.5	22/9/2013 8:06	59.5	22/9/2013 17:11	65.0
16/9/2013 19:51	64.7	18/9/2013 20:56	63.4	20/9/2013 10:01	62.2	20/9/2013 19:06	62.8	22/9/2013 8:11	59.2	22/9/2013 17:16	65.0
16/9/2013 19:56	64.0	18/9/2013 21:01	62.8	20/9/2013 10:06	62.3	20/9/2013 19:11	62.8	22/9/2013 8:16	60.0	22/9/2013 17:21	66.0
16/9/2013 20:01	64.0	18/9/2013 21:06	62.9	20/9/2013 10:11	61.9	20/9/2013 19:16	62.4	22/9/2013 8:21	60.5	22/9/2013 17:26	65.2
16/9/2013 20:06	64.4	18/9/2013 21:11	63.6	20/9/2013 10:16	62.3	20/9/2013 19:21	62.6	22/9/2013 8:26	60.0	22/9/2013 17:31	65.7
16/9/2013 20:11	64.6	18/9/2013 21:16	63.6	20/9/2013 10:21	62.8	20/9/2013 19:26	62.6	22/9/2013 8:31	59.2	22/9/2013 17:36	65.5
16/9/2013 20:16	63.8	18/9/2013 21:21	63.5	20/9/2013 10:26	62.7	20/9/2013 19:31	62.2	22/9/2013 8:36	60.2	22/9/2013 17:41	67.2
16/9/2013 20:21	64.1	18/9/2013 21:26	63.1	20/9/2013 10:31	62.9	20/9/2013 19:36	61.6	22/9/2013 8:41	60.7	22/9/2013 17:46	68.4
16/9/2013 20:26	63.8	18/9/2013 21:31	63.1	20/9/2013 10:36	62.7	20/9/2013 19:41	61.6	22/9/2013 8:46	60.8	22/9/2013 17:51	66.4
16/9/2013 20:31	63.3	18/9/2013 21:36	63.6	20/9/2013 10:41	62.5	20/9/2013 19:46	62.4	22/9/2013 8:51	60.1	22/9/2013 17:56	65.5
16/9/2013 20:36	65.2	18/9/2013 21:41	63.6	20/9/2013 10:46	62.9	20/9/2013 19:51	62.0	22/9/2013 8:56	61.9	22/9/2013 18:01	65.4
16/9/2013 20:41	63.6	18/9/2013 21:46	63.1	20/9/2013 10:51	62.8	20/9/2013 19:56	61.6	22/9/2013 9:01	61.0	22/9/2013 18:06	65.3
16/9/2013 20:46	62.9	18/9/2013 21:51	63.0	20/9/2013 10:56	63.3	20/9/2013 20:01	61.7	22/9/2013 9:06	60.6	22/9/2013 18:11	65.6
16/9/2013 20:51	63.7	18/9/2013 21:56	63.6	20/9/2013 11:01	62.6	20/9/2013 20:06	61.9	22/9/2013 9:11	61.5	22/9/2013 18:16	66.6
16/9/2013 20:56	63.1	18/9/2013 22:01	62.9	20/9/2013 11:06	63.0	20/9/2013 20:11	62.8	22/9/2013 9:16	63.4	22/9/2013 18:21	65.4
16/9/2013 21:01	63.3	18/9/2013 22:06	63.6	20/9/2013 11:11	62.5	20/9/2013 20:16	61.8	22/9/2013 9:21	61.3	22/9/2013 18:26	65.9
16/9/2013 21:06	63.3	18/9/2013 22:11	62.8	20/9/2013 11:16	63.2	20/9/2013 20:21	62.6	22/9/2013 9:26	61.9	22/9/2013 18:31	66.2
16/9/2013 21:11	62.7	18/9/2013 22:16	64.6	20/9/2013 11:21	62.5	20/9/2013 20:26	62.3	22/9/2013 9:31	62.1	22/9/2013 18:36	67.7
16/9/2013 21:16	63.3	18/9/2013 22:21	63.2	20/9/2013 11:26	62.7	20/9/2013 20:31	62.5	22/9/2013 9:36	61.8	22/9/2013 18:41	66.2
16/9/2013 21:21	62.8	18/9/2013 22:26	63.3	20/9/2013 11:31	62.3	20/9/2013 20:36	62.6	22/9/2013 9:41	62.4	22/9/2013 18:46	64.8
16/9/2013 21:26	63.5	18/9/2013 22:31	63.8	20/9/2013 11:36	62.9	20/9/2013 20:41	62.7	22/9/2013 9:46	61.8	22/9/2013 18:51	65.5
16/9/2013 21:31	63.0	18/9/2013 22:36	63.2	20/9/2013 11:41	63.0	20/9/2013 20:46	62.2	22/9/2013 9:51	62.0	22/9/2013 18:56	65.0
16/9/2013 21:36	62.8	18/9/2013 22:41	64.0	20/9/2013 11:46	63.6	20/9/2013 20:51	61.7	22/9/2013 9:56	62.1	22/9/2013 19:01	68.8
16/9/2013 21:41	63.2	18/9/2013 22:46	63.3	20/9/2013 11:51	62.3	20/9/2013 20:56	62.5	22/9/2013 10:01	61.9	22/9/2013 19:06	67.4
16/9/2013 21:46	62.7	18/9/2013 22:51	64.8	20/9/2013 11:56	63.0	20/9/2013 21:01	61.8	22/9/2013 10:06	62.5	22/9/2013 19:11	67.2
16/9/2013 21:51	63.3	18/9/2013 22:56	62.4	20/9/2013 12:01	63.3	20/9/2013 21:06	62.8	22/9/2013 10:11	62.1	22/9/2013 19:16	72.3
16/9/2013 21:56	63.2	19/9/2013 19:01	60.2	20/9/2013 12:06	62.7	20/9/2013 21:11	61.9	22/9/2013 10:16	62.2	22/9/2013 19:21	74.2
16/9/2013 22:01	63.0	19/9/2013 19:06	60.9	20/9/2013 12:11	62.8	20/9/2013 21:16	61.7	22/9/2013 10:21	61.2	22/9/2013 19:26	71.0
16/9/2013 22:06	63.4	19/9/2013 19:11	60.2	20/9/2013 12:16	62.8	20/9/2013 21:21	61.8	22/9/2013 10:26	61.9	22/9/2013 19:31	71.2
16/9/2013 22:11	63.1	19/9/2013 19:16	60.1	20/9/2013 12:21	62.7	20/9/2013 21:26	62.1	22/9/2013 10:31	61.8	22/9/2013 19:36	69.8
16/9/2013 22:16	62.4	19/9/2013 19:21	59.9	20/9/2013 12:26	62.9	20/9/2013 21:31	62.3	22/9/2013 10:36	64.3	22/9/2013 19:41	70.7
16/9/2013 22:21	63.4	19/9/2013 19:26	60.2	20/9/2013 12:31	63.3	20/9/2013 21:36	62.5	22/9/2013 10:41	62.0	22/9/2013 19:46	68.6
16/9/2013 22:26	62.8	19/9/2013 19:31	60.8	20/9/2013 12:36	62.1	20/9/2013 21:41	62.7	22/9/2013 10:46	61.9	22/9/2013 19:51	70.0
16/9/2013 22:31	62.7	19/9/2013 19:36	62.8	20/9/2013 12:41	62.9	20/9/2013 21:46	62.6	22/9/2013 10:51	62.9	22/9/2013 19:56	69.1
16/9/2013 22:36	62.3	19/9/2013 19:41	63.0	20/9/2013 12:46	64.2	20/9/2013 21:51	63.1	22/9/2013 10:56	63.0	22/9/2013 20:01	72.3
16/9/2013 22:41	62.7	19/9/2013 19:46	62.9	20/9/2013 12:51	63.0	20/9/2013 21:56	62.6	22/9/2013 11:01	63.3	22/9/2013 20:06	74.3
16/9/2013 22:46	62.1	19/9/2013 19:51	63.1	20/9/2013 12:56	63.4	20/9/2013 22:01	62.4	22/9/2013 11:06	63.2	22/9/2013 20:11	76.8
16/9/2013 22:51	62.9	19/9/2013 19:56	63.2	20/9/2013 13:01	62.7	20/9/2013 22:06	62.2	22/9/2013 11:11	63.4	22/9/2013 20:16	73.0
16/9/2013 22:56	62.2	19/9/2013 20:01	62.7	20/9/2013 13:06	63.4	20/9/2013 22:11	62.2	22/9/2013 11:16	63.9	22/9/2013 20:21	74.9
17/9/2013 19:01	63.7	19/9/2013 20:06	63.1	20/9/2013 13:11	63.4	20/9/2013 22:16	62.5	22/9/2013 11:21	63.6	22/9/2013 20:26	75.8
17/9/2013 19:06	64.5	19/9/2013 20:11	62.5	20/9/2013 13:16	63.2	20/9/2013 22:21	62.2	22/9/2013 11:26	63.5	22/9/2013 20:31	77.3
17/9/2013 19:11	64.3	19/9/2013 20:16	62.7	20/9/2013 13:21	63.1	20/9/2013 22:26	62.0	22/9/2013 11:31	63.6	22/9/2013 20:36	79.9
17/9/2013 19:16	63.6	19/9/2013 20:21	63.1	20/9/2013 13:26	62.9	20/9/2013 22:31	62.3	22/9/2013 11:36	63.8	22/9/2013 20:41	78.4
17/9/2013 19:21	64.0	19/9/2013 20:26	62.7	20/9/2013 13:31	62.1	20/9/2013 22:36	63.1	22/9/2013 11:41	63.3	22/9/2013 20:46	78.8
17/9/2013 19:26	64.0	19/9/2013 20:31	62.0	20/9/2013 13:36	63.0	20/9/2013 22:41	62.7	22/9/2013 11:46	63.3	22/9/2013 20:51	77.5
17/9/2013 19:31	63.9	19/9/2013 20:36	62.8	20/9/2013 13:41	62.5	20/9/2013 22:46	62.0	22/9/2013 11:51	63.7	22/9/2013 20:56</	

Real-time Noise Data	RTN2a (Hong Kong Electric Centre)										
23/9/2013 20:21	63.8	25/9/2013 21:26	64.9	27/9/2013 22:31	63.2	29/8/2013 0:21	62.6	30/8/2013 1:26	61.2	31/8/2013 2:31	62.0
23/9/2013 20:26	63.1	25/9/2013 21:31	63.3	27/9/2013 22:36	63.2	29/8/2013 0:26	62.6	30/8/2013 1:31	61.1	31/8/2013 2:36	62.2
23/9/2013 20:31	64.2	25/9/2013 21:36	63.6	27/9/2013 22:41	63.5	29/8/2013 0:31	63.1	30/8/2013 1:36	61.2	31/8/2013 2:41	62.5
23/9/2013 20:36	63.2	25/9/2013 21:41	63.3	27/9/2013 22:46	63.2	29/8/2013 0:36	62.0	30/8/2013 1:41	60.7	31/8/2013 2:46	62.4
23/9/2013 20:41	63.3	25/9/2013 21:46	63.7	27/9/2013 22:51	63.1	29/8/2013 0:41	62.6	30/8/2013 1:46	61.3	31/8/2013 2:51	61.6
23/9/2013 20:46	63.5	25/9/2013 21:51	63.3			29/8/2013 0:46	62.3	30/8/2013 1:51	63.8	31/8/2013 2:56	61.7
23/9/2013 20:51	63.4	25/9/2013 21:56	63.6			29/8/2013 0:51	61.7	30/8/2013 1:56	63.9	31/8/2013 3:01	62.5
23/9/2013 20:56	63.5	25/9/2013 22:01	64.0			29/8/2013 0:56	61.8	30/8/2013 2:01	63.9	31/8/2013 3:06	61.6
23/9/2013 21:01	63.3	25/9/2013 22:06	63.8			29/8/2013 1:01	62.4	30/8/2013 2:06	63.6	31/8/2013 3:11	61.0
23/9/2013 21:06	63.3	25/9/2013 22:11	64.1			29/8/2013 1:06	61.4	30/8/2013 2:11	62.5	31/8/2013 3:16	61.3
23/9/2013 21:11	64.1	25/9/2013 22:16	63.4			29/8/2013 1:11	61.4	30/8/2013 2:16	62.1	31/8/2013 3:21	61.0
23/9/2013 21:16	63.2	25/9/2013 22:21	64.0			29/8/2013 1:16	61.7	30/8/2013 2:21	62.1	31/8/2013 3:26	60.5
23/9/2013 21:21	63.0	25/9/2013 22:26	63.1			29/8/2013 1:21	60.8	30/8/2013 2:26	61.0	31/8/2013 3:31	60.5
23/9/2013 21:26	63.5	25/9/2013 22:31	63.0			29/8/2013 1:26	61.5	30/8/2013 2:31	61.6	31/8/2013 3:36	60.8
23/9/2013 21:31	63.0	25/9/2013 22:36	63.1			29/8/2013 1:31	61.1	30/8/2013 2:36	61.9	31/8/2013 3:41	60.8
23/9/2013 21:36	62.8	25/9/2013 22:41	62.8			29/8/2013 1:36	60.8	30/8/2013 2:41	61.4	31/8/2013 3:46	60.5
23/9/2013 21:41	63.3	25/9/2013 22:46	62.9			29/8/2013 1:41	60.3	30/8/2013 2:46	60.8	31/8/2013 3:51	60.8
23/9/2013 21:46	62.5	25/9/2013 22:51	63.4			29/8/2013 1:46	59.8	30/8/2013 2:51	61.1	31/8/2013 3:56	60.6
23/9/2013 21:51	62.8	25/9/2013 22:56	63.3			29/8/2013 1:51	61.2	30/8/2013 2:56	60.9	31/8/2013 4:01	61.0
23/9/2013 21:56	63.0	26/9/2013 19:01	63.5			29/8/2013 1:56	60.5	30/8/2013 3:01	60.7	31/8/2013 4:06	60.8
23/9/2013 22:01	62.8	26/9/2013 19:06	63.7			29/8/2013 2:01	60.7	30/8/2013 3:06	61.5	31/8/2013 4:11	61.5
23/9/2013 22:06	62.7	26/9/2013 19:11	63.6			29/8/2013 2:06	60.5	30/8/2013 3:11	60.9	31/8/2013 4:16	62.4
23/9/2013 22:11	63.3	26/9/2013 19:16	63.7			29/8/2013 2:11	59.9	30/8/2013 3:16	61.2	31/8/2013 4:21	61.4
23/9/2013 22:16	63.0	26/9/2013 19:21	65.7			29/8/2013 2:16	59.5	30/8/2013 3:21	60.6	31/8/2013 4:26	62.1
23/9/2013 22:21	63.1	26/9/2013 19:26	65.2			29/8/2013 2:21	60.2	30/8/2013 3:26	61.0	31/8/2013 4:31	62.0
23/9/2013 22:26	62.3	26/9/2013 19:31	64.3			29/8/2013 1:21	61.2	30/8/2013 3:31	60.1	31/8/2013 4:36	62.0
23/9/2013 22:31	63.0	26/9/2013 19:36	63.6			29/8/2013 1:26	60.9	30/8/2013 3:36	60.6	31/8/2013 4:41	61.9
23/9/2013 22:36	62.9	26/9/2013 19:41	63.8			29/8/2013 1:31	61.1	30/8/2013 3:41	60.3	31/8/2013 4:46	62.3
23/9/2013 22:41	62.3	26/9/2013 19:46	63.9			29/8/2013 1:36	62.3	30/8/2013 3:46	60.8	31/8/2013 4:51	61.5
23/9/2013 22:46	62.1	26/9/2013 19:51	64.0			29/8/2013 1:41	61.2	30/8/2013 3:51	61.0	31/8/2013 4:56	62.5
23/9/2013 22:51	62.3	26/9/2013 19:56	63.7			29/8/2013 1:46	60.1	30/8/2013 3:56	60.0	31/8/2013 5:01	62.4
23/9/2013 22:56	61.3	26/9/2013 20:01	63.3			29/8/2013 1:51	60.4	30/8/2013 4:01	60.8	31/8/2013 5:06	63.0
24/9/2013 19:01	62.7	26/9/2013 20:06	63.5			29/8/2013 1:56	60.6	30/8/2013 4:06	60.4	31/8/2013 5:11	62.6
24/9/2013 19:06	62.6	26/9/2013 20:11	63.6			29/8/2013 2:01	60.0	30/8/2013 4:11	61.2	31/8/2013 5:16	67.3
24/9/2013 19:11	62.2	26/9/2013 20:16	63.9			29/8/2013 2:06	59.6	30/8/2013 4:16	60.0	31/8/2013 5:21	64.5
24/9/2013 19:16	62.7	26/9/2013 20:21	63.6			29/8/2013 2:11	59.9	30/8/2013 4:21	60.2	31/8/2013 5:26	63.3
24/9/2013 19:21	63.4	26/9/2013 20:26	63.9			29/8/2013 2:16	60.5	30/8/2013 4:26	59.4	31/8/2013 5:31	62.6
24/9/2013 19:26	63.0	26/9/2013 20:31	63.8			29/8/2013 2:21	61.2	30/8/2013 4:31	60.0	31/8/2013 5:36	63.4
24/9/2013 19:31	63.0	26/9/2013 20:36	63.9			29/8/2013 2:26	59.6	30/8/2013 4:36	60.1	31/8/2013 5:41	63.6
24/9/2013 19:36	63.4	26/9/2013 20:41	64.6			29/8/2013 2:31	59.4	30/8/2013 4:41	59.8	31/8/2013 5:46	64.1
24/9/2013 19:41	63.8	26/9/2013 20:46	64.5			29/8/2013 2:36	59.4	30/8/2013 4:46	60.2	31/8/2013 5:51	63.4
24/9/2013 19:46	63.9	26/9/2013 20:51	64.6			29/8/2013 2:41	59.4	30/8/2013 4:51	59.6	31/8/2013 5:56	63.1
24/9/2013 19:51	63.7	26/9/2013 20:56	64.4			29/8/2013 2:46	60.6	30/8/2013 4:56	60.7	31/8/2013 6:01	62.9
24/9/2013 19:56	63.6	26/9/2013 21:01	64.2			29/8/2013 2:51	60.2	30/8/2013 5:01	61.0	31/8/2013 6:06	63.1
24/9/2013 20:01	63.5	26/9/2013 21:06	64.3			29/8/2013 2:56	59.2	30/8/2013 5:06	59.8	31/8/2013 6:11	63.9
24/9/2013 20:06	63.6	26/9/2013 21:11	63.8			29/8/2013 3:01	58.6	30/8/2013 5:11	61.0	31/8/2013 6:16	64.1
24/9/2013 20:11	63.7	26/9/2013 21:16	64.1			29/8/2013 3:06	58.9	30/8/2013 5:16	60.7	31/8/2013 6:21	64.0
24/9/2013 20:16	63.9	26/9/2013 21:21	64.1			29/8/2013 3:11	58.9	30/8/2013 5:21	60.4	31/8/2013 6:26	64.8
24/9/2013 20:21	64.3	26/9/2013 21:26	64.5			29/8/2013 3:16	59.0	30/8/2013 5:26	60.8	31/8/2013 6:31	64.1
24/9/2013 20:26	64.4	26/9/2013 21:31	63.8			29/8/2013 3:21	59.3	30/8/2013 5:31	60.7	31/8/2013 6:36	63.9
24/9/2013 20:31	63.8	26/9/2013 21:36	64.0			29/8/2013 3:26	58.4	30/8/2013 5:36	61.1	31/8/2013 6:41	64.4
24/9/2013 20:36	63.7	26/9/2013 21:41	63.7			29/8/2013 3:31	58.4	30/8/2013 5:41	61.5	31/8/2013 6:46	64.3
24/9/2013 20:41	63.8	26/9/2013 21:46	64.0			29/8/2013 3:36	59.5	30/8/2013 5:46	61.4	31/8/2013 6:51	64.6
24/9/2013 20:46	64.1	26/9/2013 21:51	63.5			29/8/2013 3:41	59.4	30/8/2013 5:51	62.0	31/8/2013 6:56	64.9
24/9/2013 20:51	63.5	26/9/2013 21:56	64.1			29/8/2013 3:46	58.9	30/8/2013 5:56	61.5	31/8/2013 7:01	65.2
24/9/2013 20:56	63.1	26/9/2013 22:01	63.6			29/8/2013 3:51	59.1	30/8/2013 6:01	61.6	31/8/2013 7:06	65.3
24/9/2013 21:01	64.2	26/9/2013 22:06	64.1			29/8/2013 3:56	58.3	30/8/2013 6:06	61.9	31/8/2013 7:11	65.4
24/9/2013 21:06	64.5	26/9/2013 22:11	63.3			29/8/2013 4:01	58.3	30/8/2013 6:11	62.9	31/8/2013 7:16	65.4
24/9/2013 21:11	63.2	26/9/2013 22:16	63.3			29/8/2013 4:06	58.4	30/8/2013 6:16	62.7	31/8/2013 7:21	65.1
24/9/2013 21:16	63.7	26/9/2013 22:21	62.1			29/8/2013 4:11	58.3	30/8/2013 6:21	62.8	31/8/2013 7:26	66.0
24/9/2013 21:21	63.6	26/9/2013 22:26	63.3			29/8/2013 4:16	58.3	30/8/2013 6:26	63.3	31/8/2013 7:31	65.2
24/9/2013 21:26	63.9	26/9/2013 22:31	62.6			29/8/2013 4:21	58.5	30/8/2013 6:31	63.5	31/8/2013 7:36	65.5
24/9/2013 21:31	63.9	26/9/2013 22:36	63.6			29/8/2013 4:26	58.8	30/8/2013 6:36	64.4	31/8/2013 7:41	65.2
24/9/2013 21:36	64.5	26/9/2013 22:41	62.6			29/8/2013 4:31	58.6	30/8/2013 6:41	64.7	31/8/2013 7:46	65.4
24/9/2013 21:41	63.7	26/9/2013 22:46	63.1			29/8/2013 4:36	59.0	30/8/2013 6:46	64.2	31/8/2013 7:51	65.2
24/9/2013 21:46	63.2	26/9/2013 22:51	63.2			29/8/2013 4:41	58.9	30/8/2013 6:51	65.6	31/8/2013 7:56	65.4
24/9/2013 21:51	63.5	26/9/2013 22:56	63.4			29/8/2013 4:46	59.4	30/8/2013 6:56	65.2	1/9/2013 0:01	65.3
24/9/2013 21:56	63.4	27/9/2013 19:01	63.8			29/8/2013 4:51	58.9	30/8/2013 7:01	64.5	1/9/2013 0:06	65.2
24/9/2013 22:01	63.4	27/9/2013 19:06	63.7			29/8/2013 4:56	59.2	30/8/2013 7:06	64.4	1/9/2013 0:11	65.2
24/9/2013 22:06	64.1	27/9/2013 19:11	65.0			29/8/2013 5:01	59.5	30/8/2013 7:11	64.8	1/9/2013 0:16	65.2
24/9/2013 22:11	63.5	27/9/2013 19:16	65.2			29/8/2013 5:06	59.4	30/8/2013 7:16	65.3	1/9/2013 0:21	65.4
24/9/2013 22:16	63.7	27/9/2013 19:21	65.2			29/8/2013 5:11	60.6	30/8/2013 7:21	64.6	1/9/2013 0:26	64.6
24/9/2013 22:21	63.7	27/9/2013 19:26	65.0			29/8/2013 5:16	60.1	30/8/2013 7:26	64.2	1/9/2013 0:31	64.4
24/9/2013 22:26	63.3	27/9/2013 19:31	64.1			29/8/2013 5:21	59.2	30/8/2013 7:31	64.5	1/9/2013 0:36	64.2
24/9/2013 22:31	63.4	27/9/2013 19:36	64.4			29/8/2013 5:26	59.4	30/8/2013 7:36	64.0	1/9/2013 0:41	63.6
24/9/2013 22:36	62.9	27/9/2013 19:41	65.1			29/8/2013 5:31	59.5	30/8/2013 7:41	64.4	1/9/2013 0:46	64.5
24/9/2013 22:41	62.8	27/9/2013 19:46	64.9			29/8/2013 5:36	59.2	30/8/2013 7:46	64.5	1/9/2013 0:51	64.0
24/9/2013 22:46	63.2	27/9/2013 19:51	66.6			29/8/2013 5:41	60.0	30/8/2013 7:51	65.2	1/9/2013 0:56	64.0
24/9/2013 22:51	63.1	27/9/2013 19:56	64.7			29/8/2013 5:46	60.1				

Real-time Noise Data		RTN2a (Hong Kong Electric Centre)									
1/9/2013 3:36	62.2	2/9/2013 4:41	59.5	3/9/2013 5:46	61.5	4/9/2013 6:51	64.4	5/9/2013 23:56	64.3	7/9/2013 1:01	63.2
1/9/2013 3:41	62.1	2/9/2013 4:46	58.2	3/9/2013 5:51	60.8	4/9/2013 6:56	64.7	6/9/2013 0:01	64.4	7/9/2013 1:06	62.9
1/9/2013 3:46	61.6	2/9/2013 4:51	58.8	3/9/2013 5:56	62.1	4/9/2013 23:01	68.6	6/9/2013 0:06	64.0	7/9/2013 1:11	63.3
1/9/2013 3:51	61.8	2/9/2013 4:56	58.7	3/9/2013 6:01	61.8	4/9/2013 23:06	69.8	6/9/2013 0:11	64.2	7/9/2013 1:16	62.9
1/9/2013 3:56	61.6	2/9/2013 5:01	59.0	3/9/2013 6:06	62.3	4/9/2013 23:11	69.2	6/9/2013 0:16	63.9	7/9/2013 1:21	62.9
1/9/2013 4:01	61.5	2/9/2013 5:06	59.7	3/9/2013 6:11	62.2	4/9/2013 23:16	69.4	6/9/2013 0:21	64.4	7/9/2013 1:26	62.7
1/9/2013 4:06	61.4	2/9/2013 5:11	59.4	3/9/2013 6:16	63.2	4/9/2013 23:21	71.1	6/9/2013 0:26	63.8	7/9/2013 1:31	63.5
1/9/2013 4:11	61.2	2/9/2013 5:16	60.4	3/9/2013 6:21	63.3	4/9/2013 23:26	70.0	6/9/2013 0:31	64.1	7/9/2013 1:36	62.8
1/9/2013 4:16	61.4	2/9/2013 5:21	59.8	3/9/2013 6:26	63.7	4/9/2013 23:31	67.5	6/9/2013 0:36	63.7	7/9/2013 1:41	62.6
1/9/2013 4:21	62.0	2/9/2013 5:26	60.5	3/9/2013 6:31	64.0	4/9/2013 23:36	66.4	6/9/2013 0:41	64.1	7/9/2013 1:46	62.6
1/9/2013 4:26	63.3	2/9/2013 5:31	60.2	3/9/2013 6:36	64.3	4/9/2013 23:41	65.4	6/9/2013 0:46	63.3	7/9/2013 1:51	62.3
1/9/2013 4:31	61.7	2/9/2013 5:36	60.4	3/9/2013 6:41	64.3	4/9/2013 23:46	66.1	6/9/2013 0:51	63.3	7/9/2013 1:56	62.5
1/9/2013 4:36	61.0	2/9/2013 5:41	60.5	3/9/2013 6:46	65.1	4/9/2013 23:51	66.2	6/9/2013 0:56	62.9	7/9/2013 2:01	62.6
1/9/2013 4:41	61.3	2/9/2013 5:46	60.5	3/9/2013 6:51	65.4	4/9/2013 23:56	67.5	6/9/2013 1:01	63.2	7/9/2013 2:06	62.5
1/9/2013 4:46	61.1	2/9/2013 5:51	61.3	3/9/2013 6:56	65.5	5/9/2013 0:01	68.3	6/9/2013 1:06	62.9	7/9/2013 2:11	62.4
1/9/2013 4:51	60.7	2/9/2013 5:56	60.6	3/9/2013 23:01	64.6	5/9/2013 0:06	68.0	6/9/2013 1:11	63.3	7/9/2013 2:16	62.3
1/9/2013 4:56	61.7	2/9/2013 6:01	61.2	3/9/2013 23:06	65.3	5/9/2013 0:11	66.6	6/9/2013 1:16	62.9	7/9/2013 2:21	62.3
1/9/2013 5:01	61.5	2/9/2013 6:06	61.7	3/9/2013 23:11	64.6	5/9/2013 0:16	66.3	6/9/2013 1:21	62.9	7/9/2013 2:26	62.5
1/9/2013 5:06	61.1	2/9/2013 6:11	61.8	3/9/2013 23:16	64.9	5/9/2013 0:21	65.6	6/9/2013 1:26	62.7	7/9/2013 2:31	64.0
1/9/2013 5:11	62.1	2/9/2013 6:16	62.6	3/9/2013 23:21	64.4	5/9/2013 0:26	65.2	6/9/2013 1:31	63.5	7/9/2013 2:36	62.6
1/9/2013 5:16	62.1	2/9/2013 6:21	62.5	3/9/2013 23:26	64.2	5/9/2013 0:31	65.6	6/9/2013 1:36	62.8	7/9/2013 2:41	62.2
1/9/2013 5:21	61.9	2/9/2013 6:26	62.8	3/9/2013 23:31	64.2	5/9/2013 0:36	66.0	6/9/2013 1:41	62.6	7/9/2013 2:46	61.8
1/9/2013 5:26	61.4	2/9/2013 6:31	63.5	3/9/2013 23:36	64.8	5/9/2013 0:41	66.5	6/9/2013 1:46	62.6	7/9/2013 2:51	61.6
1/9/2013 5:31	60.9	2/9/2013 6:36	63.0	3/9/2013 23:41	64.7	5/9/2013 0:46	67.5	6/9/2013 1:51	62.3	7/9/2013 2:56	61.9
1/9/2013 5:36	60.9	2/9/2013 6:41	63.5	3/9/2013 23:46	63.9	5/9/2013 0:51	67.9	6/9/2013 1:56	62.5	7/9/2013 3:01	61.4
1/9/2013 5:41	61.9	2/9/2013 6:46	63.8	3/9/2013 23:51	64.0	5/9/2013 0:56	65.8	6/9/2013 2:01	62.6	7/9/2013 3:06	61.7
1/9/2013 5:46	62.3	2/9/2013 6:51	64.4	3/9/2013 23:56	64.1	5/9/2013 1:01	66.5	6/9/2013 2:06	62.5	7/9/2013 3:11	61.4
1/9/2013 5:51	62.3	2/9/2013 6:56	64.7	4/9/2013 0:01	63.7	5/9/2013 1:06	69.0	6/9/2013 2:11	62.4	7/9/2013 3:16	61.4
1/9/2013 5:56	61.8	2/9/2013 23:01	65.3	4/9/2013 0:06	63.5	5/9/2013 1:11	69.2	6/9/2013 2:16	62.3	7/9/2013 3:21	61.6
1/9/2013 6:01	62.1	2/9/2013 23:06	65.3	4/9/2013 0:11	63.5	5/9/2013 1:16	66.7	6/9/2013 2:21	62.3	7/9/2013 3:26	61.4
1/9/2013 6:06	62.3	2/9/2013 23:11	65.1	4/9/2013 0:16	63.7	5/9/2013 1:21	67.1	6/9/2013 2:26	62.5	7/9/2013 3:31	61.4
1/9/2013 6:11	62.2	2/9/2013 23:16	65.1	4/9/2013 0:21	63.2	5/9/2013 1:26	66.7	6/9/2013 2:31	64.0	7/9/2013 3:36	61.4
1/9/2013 6:16	63.0	2/9/2013 23:21	65.0	4/9/2013 0:26	63.5	5/9/2013 1:31	66.4	6/9/2013 2:36	62.6	7/9/2013 3:41	60.9
1/9/2013 6:21	62.5	2/9/2013 23:26	64.8	4/9/2013 0:31	63.5	5/9/2013 1:36	67.2	6/9/2013 2:41	62.2	7/9/2013 3:46	61.2
1/9/2013 6:26	62.7	2/9/2013 23:31	64.2	4/9/2013 0:36	62.5	5/9/2013 1:41	66.6	6/9/2013 2:46	61.8	7/9/2013 3:51	61.2
1/9/2013 6:31	63.0	2/9/2013 23:36	64.2	4/9/2013 0:41	62.9	5/9/2013 1:46	65.3	6/9/2013 2:51	61.6	7/9/2013 3:56	60.8
1/9/2013 6:36	62.9	2/9/2013 23:41	64.3	4/9/2013 0:46	62.2	5/9/2013 1:51	69.1	6/9/2013 2:56	61.9	7/9/2013 4:01	60.6
1/9/2013 6:41	63.6	2/9/2013 23:46	64.3	4/9/2013 0:51	61.8	5/9/2013 1:56	65.5	6/9/2013 3:01	61.4	7/9/2013 4:06	60.5
1/9/2013 6:46	63.6	2/9/2013 23:51	63.9	4/9/2013 0:56	62.2	5/9/2013 2:01	63.6	6/9/2013 3:06	61.7	7/9/2013 4:11	60.7
1/9/2013 6:51	63.7	2/9/2013 23:56	64.6	4/9/2013 1:01	61.9	5/9/2013 2:06	65.6	6/9/2013 3:11	61.4	7/9/2013 4:16	60.4
1/9/2013 6:56	62.9	3/9/2013 0:01	64.7	4/9/2013 1:06	62.1	5/9/2013 2:11	64.9	6/9/2013 3:16	61.4	7/9/2013 4:21	60.2
1/9/2013 23:01	63.9	3/9/2013 0:06	64.1	4/9/2013 1:11	61.7	5/9/2013 2:16	64.9	6/9/2013 3:21	61.6	7/9/2013 4:26	60.1
1/9/2013 23:06	63.5	3/9/2013 0:11	64.2	4/9/2013 1:16	61.1	5/9/2013 2:21	65.0	6/9/2013 3:26	61.4	7/9/2013 4:31	59.5
1/9/2013 23:11	63.2	3/9/2013 0:16	64.1	4/9/2013 1:21	62.0	5/9/2013 2:26	65.5	6/9/2013 3:31	61.4	7/9/2013 4:36	59.9
1/9/2013 23:16	63.5	3/9/2013 0:21	63.8	4/9/2013 1:26	61.2	5/9/2013 2:31	66.2	6/9/2013 3:36	61.4	7/9/2013 4:41	59.0
1/9/2013 23:21	63.1	3/9/2013 0:26	63.7	4/9/2013 1:31	61.1	5/9/2013 2:36	65.5	6/9/2013 3:41	60.9	7/9/2013 4:46	60.0
1/9/2013 23:26	63.7	3/9/2013 0:31	63.8	4/9/2013 1:36	60.8	5/9/2013 2:41	64.3	6/9/2013 3:46	61.2	7/9/2013 4:51	60.1
1/9/2013 23:31	63.3	3/9/2013 0:36	63.2	4/9/2013 1:41	60.5	5/9/2013 2:46	64.0	6/9/2013 3:51	61.2	7/9/2013 4:56	59.8
1/9/2013 23:36	63.7	3/9/2013 0:41	63.1	4/9/2013 1:46	61.2	5/9/2013 2:51	64.6	6/9/2013 3:56	60.8	7/9/2013 5:01	60.2
1/9/2013 23:41	63.6	3/9/2013 0:46	63.4	4/9/2013 1:51	62.5	5/9/2013 2:56	67.4	6/9/2013 4:01	60.6	7/9/2013 5:06	61.2
1/9/2013 23:46	63.5	3/9/2013 0:51	63.1	4/9/2013 1:56	61.0	5/9/2013 3:01	67.1	6/9/2013 4:06	60.5	7/9/2013 5:11	60.5
1/9/2013 23:51	65.0	3/9/2013 0:56	63.1	4/9/2013 2:01	60.4	5/9/2013 3:06	66.2	6/9/2013 4:11	60.7	7/9/2013 5:16	61.2
1/9/2013 23:56	63.1	3/9/2013 1:01	62.5	4/9/2013 2:06	60.4	5/9/2013 3:11	64.6	6/9/2013 4:16	60.4	7/9/2013 5:21	60.2
2/9/2013 0:01	63.4	3/9/2013 1:06	63.3	4/9/2013 2:11	60.8	5/9/2013 3:16	63.0	6/9/2013 4:21	60.2	7/9/2013 5:26	60.8
2/9/2013 0:06	62.9	3/9/2013 1:11	62.4	4/9/2013 2:16	60.1	5/9/2013 3:21	62.3	6/9/2013 4:26	60.1	7/9/2013 5:31	59.8
2/9/2013 0:11	63.0	3/9/2013 1:16	62.8	4/9/2013 2:21	61.0	5/9/2013 3:26	62.7	6/9/2013 4:31	59.5	7/9/2013 5:36	60.8
2/9/2013 0:16	62.7	3/9/2013 1:21	62.2	4/9/2013 2:26	59.9	5/9/2013 3:31	63.6	6/9/2013 4:36	59.9	7/9/2013 5:41	60.0
2/9/2013 0:21	62.7	3/9/2013 1:26	61.9	4/9/2013 2:31	60.8	5/9/2013 3:36	63.9	6/9/2013 4:41	59.0	7/9/2013 5:46	61.3
2/9/2013 0:26	62.2	3/9/2013 1:31	61.8	4/9/2013 2:36	60.1	5/9/2013 3:41	62.7	6/9/2013 4:46	60.0	7/9/2013 5:51	60.7
2/9/2013 0:31	62.7	3/9/2013 1:36	62.2	4/9/2013 2:41	59.5	5/9/2013 3:46	62.6	6/9/2013 4:51	60.1	7/9/2013 5:56	61.2
2/9/2013 0:36	62.0	3/9/2013 1:41	61.5	4/9/2013 2:46	59.5	5/9/2013 3:51	61.8	6/9/2013 4:56	59.8	7/9/2013 6:01	61.6
2/9/2013 0:41	60.9	3/9/2013 1:46	61.0	4/9/2013 2:51	60.2	5/9/2013 3:56	62.1	6/9/2013 5:01	60.2	7/9/2013 6:06	62.0
2/9/2013 0:46	61.9	3/9/2013 1:51	61.8	4/9/2013 2:56	59.7	5/9/2013 4:01	61.8	6/9/2013 5:06	61.2	7/9/2013 6:11	61.9
2/9/2013 0:51	61.7	3/9/2013 1:56	61.9	4/9/2013 3:01	59.5	5/9/2013 4:06	61.3	6/9/2013 5:11	60.5	7/9/2013 6:16	61.9
2/9/2013 0:56	61.0	3/9/2013 2:01	61.3	4/9/2013 3:06	59.4	5/9/2013 4:11	63.0	6/9/2013 5:16	61.2	7/9/2013 6:21	62.2
2/9/2013 1:01	61.5	3/9/2013 2:06	60.7	4/9/2013 3:11	60.0	5/9/2013 4:16	66.8	6/9/2013 5:21	60.2	7/9/2013 6:26	62.6
2/9/2013 1:06	61.7	3/9/2013 2:11	61.4	4/9/2013 3:16	59.3	5/9/2013 4:21	68.4	6/9/2013 5:26	60.8	7/9/2013 6:31	62.5
2/9/2013 1:11	60.9	3/9/2013 2:16	61.1	4/9/2013 3:21	58.7	5/9/2013 4:26	70.0	6/9/2013 5:31	59.8	7/9/2013 6:36	63.3
2/9/2013 1:16	60.8	3/9/2013 2:21	61.3	4/9/2013 3:26	59.1	5/9/2013 4:31	68.7	6/9/2013 5:36	60.8	7/9/2013 6:41	63.5
2/9/2013 1:21	60.4	3/9/2013 2:26	61.4	4/9/2013 3:31	59.1	5/9/2013 4:36	65.0	6/9/2013 5:41	60.0	7/9/2013 6:46	63.1
2/9/2013 1:26	61.0	3/9/2013 2:31	60.8	4/9/2013 3:36	59.7	5/9/2013 4:41	63.6	6/9/2013 5:46	61.3	7/9/2013 6:51	64.4
2/9/2013 1:31	61.2	3/9/2013 2:36	60.6	4/9/2013 3:41	59.0	5/9/2013 4:46	62.5	6/9/2013 5:51	60.7	7/9/2013 6:56	64.2
2/9/2013 1:36	60.4	3/9/2013 2:41	60.6	4/9/2013 3:46	59.4	5/9/2013 4:51	62.5	6/9/2013 5:56	61.2	7/9/2013 23:01	64.3
2/9/2013 1:41	60.2										

Real-time Noise Data		RTN2a (Hong Kong Electric Centre)									
8/9/2013 2:06	61.8	9/9/2013 3:11	58.4	10/9/2013 4:16	58.9	11/9/2013 5:21	59.7	12/9/2013 6:26	62.4	13/9/2013 23:31	64.3
8/9/2013 2:11	61.5	9/9/2013 3:16	57.6	10/9/2013 4:21	58.9	11/9/2013 5:26	59.4	12/9/2013 6:31	63.3	13/9/2013 23:36	64.6
8/9/2013 2:16	61.8	9/9/2013 3:21	58.9	10/9/2013 4:26	58.7	11/9/2013 5:31	59.7	12/9/2013 6:36	63.5	13/9/2013 23:41	64.2
8/9/2013 2:21	61.7	9/9/2013 3:26	57.6	10/9/2013 4:31	58.0	11/9/2013 5:36	59.6	12/9/2013 6:41	63.8	13/9/2013 23:46	64.1
8/9/2013 2:26	61.7	9/9/2013 3:31	59.4	10/9/2013 4:36	59.3	11/9/2013 5:41	59.9	12/9/2013 6:46	63.6	13/9/2013 23:51	64.4
8/9/2013 2:31	62.2	9/9/2013 3:36	59.4	10/9/2013 4:41	59.2	11/9/2013 5:46	60.3	12/9/2013 6:51	64.1	13/9/2013 23:56	64.4
8/9/2013 2:36	61.8	9/9/2013 3:41	59.6	10/9/2013 4:46	58.5	11/9/2013 5:51	60.7	12/9/2013 6:56	64.0	14/9/2013 0:01	64.5
8/9/2013 2:41	62.6	9/9/2013 3:46	58.7	10/9/2013 4:51	58.9	11/9/2013 5:56	61.1	12/9/2013 23:01	64.9	14/9/2013 0:06	64.6
8/9/2013 2:46	61.8	9/9/2013 3:51	58.3	10/9/2013 4:56	60.2	11/9/2013 6:01	61.0	12/9/2013 23:06	64.3	14/9/2013 0:11	64.0
8/9/2013 2:51	61.7	9/9/2013 3:56	57.7	10/9/2013 5:01	58.7	11/9/2013 6:06	61.4	12/9/2013 23:11	64.0	14/9/2013 0:16	64.5
8/9/2013 2:56	61.0	9/9/2013 4:01	57.8	10/9/2013 5:06	59.3	11/9/2013 6:11	61.7	12/9/2013 23:16	64.1	14/9/2013 0:21	64.1
8/9/2013 3:01	60.7	9/9/2013 4:06	58.7	10/9/2013 5:11	59.2	11/9/2013 6:16	61.8	12/9/2013 23:21	64.1	14/9/2013 0:26	63.8
8/9/2013 3:06	60.5	9/9/2013 4:11	58.0	10/9/2013 5:16	60.7	11/9/2013 6:21	62.0	12/9/2013 23:26	64.0	14/9/2013 0:31	63.9
8/9/2013 3:11	60.9	9/9/2013 4:16	58.2	10/9/2013 5:21	59.4	11/9/2013 6:26	62.8	12/9/2013 23:31	63.9	14/9/2013 0:36	63.4
8/9/2013 3:16	60.5	9/9/2013 4:21	58.2	10/9/2013 5:26	59.1	11/9/2013 6:31	62.9	12/9/2013 23:36	63.8	14/9/2013 0:41	64.0
8/9/2013 3:21	60.4	9/9/2013 4:26	57.5	10/9/2013 5:31	59.1	11/9/2013 6:36	63.4	12/9/2013 23:41	63.8	14/9/2013 0:46	64.9
8/9/2013 3:26	60.2	9/9/2013 4:31	58.7	10/9/2013 5:36	59.8	11/9/2013 6:41	63.5	12/9/2013 23:46	63.7	14/9/2013 0:51	63.7
8/9/2013 3:31	60.3	9/9/2013 4:36	58.7	10/9/2013 5:41	59.8	11/9/2013 6:46	63.7	12/9/2013 23:51	63.7	14/9/2013 0:56	63.7
8/9/2013 3:36	60.2	9/9/2013 4:41	58.3	10/9/2013 5:46	60.3	11/9/2013 6:51	63.7	12/9/2013 23:56	64.0	14/9/2013 1:01	63.4
8/9/2013 3:41	60.7	9/9/2013 4:46	58.4	10/9/2013 5:51	60.1	11/9/2013 6:56	64.6	13/9/2013 0:01	63.5	14/9/2013 1:06	62.7
8/9/2013 3:46	60.7	9/9/2013 4:51	58.3	10/9/2013 5:56	60.9	11/9/2013 23:01	63.9	13/9/2013 0:06	63.6	14/9/2013 1:11	63.2
8/9/2013 3:51	61.3	9/9/2013 4:56	58.8	10/9/2013 6:01	60.1	11/9/2013 23:06	63.7	13/9/2013 0:11	63.6	14/9/2013 1:16	63.3
8/9/2013 3:56	60.2	9/9/2013 5:01	57.7	10/9/2013 6:06	61.5	11/9/2013 23:11	63.7	13/9/2013 0:16	63.2	14/9/2013 1:21	62.9
8/9/2013 4:01	60.4	9/9/2013 5:06	59.3	10/9/2013 6:11	62.0	11/9/2013 23:16	64.0	13/9/2013 0:21	63.3	14/9/2013 1:26	62.9
8/9/2013 4:06	60.3	9/9/2013 5:11	59.0	10/9/2013 6:16	61.5	11/9/2013 23:21	63.7	13/9/2013 0:26	63.3	14/9/2013 1:31	62.6
8/9/2013 4:11	59.9	9/9/2013 5:16	59.5	10/9/2013 6:21	62.0	11/9/2013 23:26	64.0	13/9/2013 0:31	62.8	14/9/2013 1:36	62.9
8/9/2013 4:16	61.4	9/9/2013 5:21	59.6	10/9/2013 6:26	62.4	11/9/2013 23:31	64.2	13/9/2013 0:36	62.5	14/9/2013 1:41	63.2
8/9/2013 4:21	60.4	9/9/2013 5:26	59.5	10/9/2013 6:31	63.1	11/9/2013 23:36	63.6	13/9/2013 0:41	62.5	14/9/2013 1:46	62.6
8/9/2013 4:26	59.9	9/9/2013 5:31	58.8	10/9/2013 6:36	63.3	11/9/2013 23:41	63.3	13/9/2013 0:46	62.6	14/9/2013 1:51	62.6
8/9/2013 4:31	59.9	9/9/2013 5:36	59.8	10/9/2013 6:41	64.0	11/9/2013 23:46	63.6	13/9/2013 0:51	62.0	14/9/2013 1:56	62.4
8/9/2013 4:36	59.8	9/9/2013 5:41	60.1	10/9/2013 6:46	63.8	11/9/2013 23:51	63.4	13/9/2013 0:56	61.8	14/9/2013 2:01	62.7
8/9/2013 4:41	61.3	9/9/2013 5:46	60.1	10/9/2013 6:51	65.1	11/9/2013 23:56	63.3	13/9/2013 1:01	62.1	14/9/2013 2:06	63.1
8/9/2013 4:46	59.9	9/9/2013 5:51	60.6	10/9/2013 6:56	64.7	12/9/2013 0:01	64.1	13/9/2013 1:06	61.7	14/9/2013 2:11	62.3
8/9/2013 4:51	59.6	9/9/2013 5:56	60.6	10/9/2013 23:01	63.5	12/9/2013 0:06	63.4	13/9/2013 1:11	61.9	14/9/2013 2:16	62.7
8/9/2013 4:56	59.8	9/9/2013 6:01	60.9	10/9/2013 23:06	63.6	12/9/2013 0:11	63.7	13/9/2013 1:16	61.7	14/9/2013 2:21	61.9
8/9/2013 5:01	59.4	9/9/2013 6:06	61.3	10/9/2013 23:11	63.9	12/9/2013 0:16	62.8	13/9/2013 1:21	61.0	14/9/2013 2:26	62.5
8/9/2013 5:06	59.8	9/9/2013 6:11	61.5	10/9/2013 23:16	63.7	12/9/2013 0:21	63.5	13/9/2013 1:26	61.7	14/9/2013 2:31	62.1
8/9/2013 5:11	60.4	9/9/2013 6:16	61.8	10/9/2013 23:21	64.3	12/9/2013 0:26	62.7	13/9/2013 1:31	60.7	14/9/2013 2:36	61.1
8/9/2013 5:16	60.1	9/9/2013 6:21	62.8	10/9/2013 23:26	63.8	12/9/2013 0:31	63.1	13/9/2013 1:36	60.9	14/9/2013 2:41	61.5
8/9/2013 5:21	60.7	9/9/2013 6:26	63.1	10/9/2013 23:31	64.2	12/9/2013 0:36	62.2	13/9/2013 1:41	60.6	14/9/2013 2:46	61.6
8/9/2013 5:26	59.5	9/9/2013 6:31	62.6	10/9/2013 23:36	63.4	12/9/2013 0:41	61.8	13/9/2013 1:46	60.9	14/9/2013 2:51	61.9
8/9/2013 5:31	59.5	9/9/2013 6:36	63.2	10/9/2013 23:41	63.4	12/9/2013 0:46	62.6	13/9/2013 1:51	60.9	14/9/2013 2:56	61.9
8/9/2013 5:36	60.3	9/9/2013 6:41	63.4	10/9/2013 23:46	63.2	12/9/2013 0:51	62.0	13/9/2013 1:56	59.8	14/9/2013 3:01	61.6
8/9/2013 5:41	60.7	9/9/2013 6:46	64.1	10/9/2013 23:51	63.4	12/9/2013 0:56	62.2	13/9/2013 2:01	60.5	14/9/2013 3:06	61.2
8/9/2013 5:46	60.9	9/9/2013 6:51	64.6	10/9/2013 23:56	63.1	12/9/2013 1:01	62.1	13/9/2013 2:06	60.3	14/9/2013 3:11	61.5
8/9/2013 5:51	61.0	9/9/2013 6:56	64.6	11/9/2013 0:01	62.9	12/9/2013 1:06	61.2	13/9/2013 2:11	59.9	14/9/2013 3:16	60.9
8/9/2013 5:56	60.3	9/9/2013 23:01	64.0	11/9/2013 0:06	62.7	12/9/2013 1:11	61.5	13/9/2013 2:16	59.6	14/9/2013 3:21	61.3
8/9/2013 6:01	60.9	9/9/2013 23:06	64.5	11/9/2013 0:11	62.7	12/9/2013 1:16	62.8	13/9/2013 2:21	60.7	14/9/2013 3:26	61.2
8/9/2013 6:06	61.6	9/9/2013 23:11	64.0	11/9/2013 0:16	62.9	12/9/2013 1:21	62.0	13/9/2013 2:26	60.2	14/9/2013 3:31	61.3
8/9/2013 6:11	62.1	9/9/2013 23:16	63.8	11/9/2013 0:21	63.0	12/9/2013 1:26	62.1	13/9/2013 2:31	60.6	14/9/2013 3:36	61.4
8/9/2013 6:16	61.9	9/9/2013 23:21	63.8	11/9/2013 0:26	63.3	12/9/2013 1:31	62.3	13/9/2013 2:36	60.6	14/9/2013 3:41	60.9
8/9/2013 6:21	61.9	9/9/2013 23:26	63.9	11/9/2013 0:31	63.8	12/9/2013 1:36	61.2	13/9/2013 2:41	59.7	14/9/2013 3:46	60.6
8/9/2013 6:26	62.2	9/9/2013 23:31	63.9	11/9/2013 0:36	62.1	12/9/2013 1:41	60.5	13/9/2013 2:46	59.8	14/9/2013 3:51	60.7
8/9/2013 6:31	63.7	9/9/2013 23:36	63.3	11/9/2013 0:41	62.6	12/9/2013 1:46	60.6	13/9/2013 2:51	60.2	14/9/2013 3:56	60.6
8/9/2013 6:36	61.4	9/9/2013 23:41	63.5	11/9/2013 0:46	62.2	12/9/2013 1:51	60.1	13/9/2013 2:56	59.9	14/9/2013 4:01	60.6
8/9/2013 6:41	62.5	9/9/2013 23:46	63.1	11/9/2013 0:51	61.5	12/9/2013 1:56	61.4	13/9/2013 3:01	59.0	14/9/2013 4:06	60.4
8/9/2013 6:46	62.5	9/9/2013 23:51	62.9	11/9/2013 0:56	62.3	12/9/2013 2:01	60.9	13/9/2013 3:06	59.7	14/9/2013 4:11	59.9
8/9/2013 6:51	65.6	9/9/2013 23:56	62.9	11/9/2013 1:01	60.8	12/9/2013 2:06	60.2	13/9/2013 3:11	59.8	14/9/2013 4:16	60.4
8/9/2013 6:56	63.0	10/9/2013 0:01	63.4	11/9/2013 1:06	61.2	12/9/2013 2:11	60.0	13/9/2013 3:16	59.5	14/9/2013 4:21	60.4
8/9/2013 23:01	63.9	10/9/2013 0:06	62.9	11/9/2013 1:11	61.6	12/9/2013 2:16	59.8	13/9/2013 3:21	59.0	14/9/2013 4:26	60.0
8/9/2013 23:06	64.0	10/9/2013 0:11	63.1	11/9/2013 1:16	61.7	12/9/2013 2:21	60.5	13/9/2013 3:26	58.8	14/9/2013 4:31	60.3
8/9/2013 23:11	63.8	10/9/2013 0:16	62.9	11/9/2013 1:21	61.9	12/9/2013 2:26	60.7	13/9/2013 3:31	58.3	14/9/2013 4:36	63.3
8/9/2013 23:16	63.7	10/9/2013 0:21	63.2	11/9/2013 1:26	61.3	12/9/2013 2:31	60.1	13/9/2013 3:36	59.2	14/9/2013 4:41	61.0
8/9/2013 23:21	64.4	10/9/2013 0:26	62.3	11/9/2013 1:31	60.5	12/9/2013 2:36	59.8	13/9/2013 3:41	58.3	14/9/2013 4:46	60.8
8/9/2013 23:26	63.9	10/9/2013 0:31	63.2	11/9/2013 1:36	61.9	12/9/2013 2:41	59.5	13/9/2013 3:46	58.9	14/9/2013 4:51	60.8
8/9/2013 23:31	63.9	10/9/2013 0:36	62.5	11/9/2013 1:41	61.0	12/9/2013 2:46	59.4	13/9/2013 3:51	58.6	14/9/2013 4:56	60.3
8/9/2013 23:36	64.0	10/9/2013 0:41	62.7	11/9/2013 1:46	60.1	12/9/2013 2:51	59.7	13/9/2013 3:56	58.6	14/9/2013 5:01	60.4
8/9/2013 23:41	63.9	10/9/2013 0:46	62.3	11/9/2013 1:51	61.2	12/9/2013 2:56	59.6	13/9/2013 4:01	59.1	14/9/2013 5:06	60.8
8/9/2013 23:46	63.4	10/9/2013 0:51	61.6	11/9/2013 1:56	60.2	12/9/2013 3:01	59.9	13/9/2013 4:06	58.8	14/9/2013 5:11	61.2
8/9/2013 23:51	63.9	10/9/2013 0:56	61.7	11/9/2013 2:01	60.4	12/9/2013 3:06	59.2	13/9/2013 4:11	58.7	14/9/2013 5:16	60.8
8/9/2013 23:56	63.3	10/9/2013 1:01	61.6	11/9/2013 2:06	60.2	12/9/2013 3:11	59.0	13/9/2013 4:16	58.6	14/9/2013 5:21	60.6
9/9/2013 0:01	62.4	10/9/2013 1:06									



Real-time Noise Data		RTN2a (Hong Kong Electric Centre)									
15/9/2013 0:36	63.0	16/9/2013 1:41	60.3	17/9/2013 2:46	59.0	18/9/2013 3:51	58.3	19/9/2013 4:56	59.1	20/9/2013 6:01	61.4
15/9/2013 0:41	63.5	16/9/2013 1:46	58.3	17/9/2013 2:51	59.9	18/9/2013 3:56	59.0	19/9/2013 5:01	58.3	20/9/2013 6:06	61.9
15/9/2013 0:46	62.9	16/9/2013 1:51	59.9	17/9/2013 2:56	58.7	18/9/2013 4:01	60.0	19/9/2013 5:06	60.4	20/9/2013 6:11	61.1
15/9/2013 0:51	63.4	16/9/2013 1:56	59.7	17/9/2013 3:01	59.6	18/9/2013 4:06	60.0	19/9/2013 5:11	58.7	20/9/2013 6:16	61.5
15/9/2013 0:56	62.2	16/9/2013 2:01	58.9	17/9/2013 3:06	59.3	18/9/2013 4:11	60.4	19/9/2013 5:16	59.6	20/9/2013 6:21	62.3
15/9/2013 1:01	62.6	16/9/2013 2:06	59.2	17/9/2013 3:11	58.7	18/9/2013 4:16	59.4	19/9/2013 5:21	59.0	20/9/2013 6:26	62.3
15/9/2013 1:06	62.3	16/9/2013 2:11	59.4	17/9/2013 3:16	58.9	18/9/2013 4:21	57.9	19/9/2013 5:26	58.9	20/9/2013 6:31	62.2
15/9/2013 1:11	62.5	16/9/2013 2:16	58.8	17/9/2013 3:21	58.7	18/9/2013 4:26	58.8	19/9/2013 5:31	59.2	20/9/2013 6:36	62.1
15/9/2013 1:16	61.9	16/9/2013 2:21	59.1	17/9/2013 3:26	58.5	18/9/2013 4:31	58.9	19/9/2013 5:36	59.8	20/9/2013 6:41	62.1
15/9/2013 1:21	62.0	16/9/2013 2:26	59.5	17/9/2013 3:31	58.7	18/9/2013 4:36	59.2	19/9/2013 5:41	59.5	20/9/2013 6:46	62.7
15/9/2013 1:26	62.0	16/9/2013 2:31	59.3	17/9/2013 3:36	58.9	18/9/2013 4:41	58.8	19/9/2013 5:46	60.7	20/9/2013 6:51	62.9
15/9/2013 1:31	61.9	16/9/2013 2:36	59.1	17/9/2013 3:41	57.9	18/9/2013 4:46	58.9	19/9/2013 5:51	60.2	20/9/2013 6:56	63.5
15/9/2013 1:36	62.2	16/9/2013 2:41	58.8	17/9/2013 3:46	59.0	18/9/2013 4:51	59.6	19/9/2013 5:56	59.9	20/9/2013 23:01	64.2
15/9/2013 1:41	62.1	16/9/2013 2:46	58.2	17/9/2013 3:51	58.7	18/9/2013 4:56	58.9	19/9/2013 6:01	60.8	20/9/2013 23:06	64.1
15/9/2013 1:46	63.0	16/9/2013 2:51	58.6	17/9/2013 3:56	59.3	18/9/2013 5:01	59.2	19/9/2013 6:06	60.6	20/9/2013 23:11	64.1
15/9/2013 1:51	62.3	16/9/2013 2:56	59.2	17/9/2013 4:01	57.7	18/9/2013 5:06	59.9	19/9/2013 6:11	61.0	20/9/2013 23:16	63.9
15/9/2013 1:56	61.6	16/9/2013 3:01	58.8	17/9/2013 4:06	58.6	18/9/2013 5:11	59.2	19/9/2013 6:16	61.6	20/9/2013 23:21	64.2
15/9/2013 2:01	61.7	16/9/2013 3:06	57.9	17/9/2013 4:11	59.0	18/9/2013 5:16	59.8	19/9/2013 6:21	62.3	20/9/2013 23:26	63.9
15/9/2013 2:06	61.7	16/9/2013 3:11	58.8	17/9/2013 4:16	58.4	18/9/2013 5:21	59.9	19/9/2013 6:26	61.9	20/9/2013 23:31	63.6
15/9/2013 2:11	61.2	16/9/2013 3:16	57.1	17/9/2013 4:21	58.9	18/9/2013 5:26	60.1	19/9/2013 6:31	63.2	20/9/2013 23:36	63.7
15/9/2013 2:16	62.3	16/9/2013 3:21	57.0	17/9/2013 4:26	58.3	18/9/2013 5:31	59.9	19/9/2013 6:36	63.2	20/9/2013 23:41	64.2
15/9/2013 2:21	60.8	16/9/2013 3:26	58.4	17/9/2013 4:31	57.8	18/9/2013 5:36	59.2	19/9/2013 6:41	63.6	20/9/2013 23:46	63.8
15/9/2013 2:26	61.4	16/9/2013 3:31	57.7	17/9/2013 4:36	58.1	18/9/2013 5:41	60.4	19/9/2013 6:46	64.0	20/9/2013 23:51	64.3
15/9/2013 2:31	61.1	16/9/2013 3:36	58.4	17/9/2013 4:41	58.1	18/9/2013 5:46	60.9	19/9/2013 6:51	64.0	20/9/2013 23:56	63.6
15/9/2013 2:36	62.1	16/9/2013 3:41	57.9	17/9/2013 4:46	58.4	18/9/2013 5:51	60.8	19/9/2013 6:56	64.1	21/9/2013 0:01	63.8
15/9/2013 2:41	60.6	16/9/2013 3:46	58.5	17/9/2013 4:51	58.5	18/9/2013 5:56	61.5	19/9/2013 23:01	64.5	21/9/2013 0:06	63.6
15/9/2013 2:46	61.3	16/9/2013 3:51	58.5	17/9/2013 4:56	58.9	18/9/2013 6:01	60.8	19/9/2013 23:06	64.2	21/9/2013 0:11	63.6
15/9/2013 2:51	61.0	16/9/2013 3:56	57.3	17/9/2013 5:01	59.4	18/9/2013 6:06	60.5	19/9/2013 23:11	64.2	21/9/2013 0:16	63.5
15/9/2013 2:56	61.4	16/9/2013 4:01	57.7	17/9/2013 5:06	59.7	18/9/2013 6:11	61.2	19/9/2013 23:16	63.8	21/9/2013 0:21	63.7
15/9/2013 3:01	61.6	16/9/2013 4:06	58.4	17/9/2013 5:11	58.8	18/9/2013 6:16	61.6	19/9/2013 23:21	63.9	21/9/2013 0:26	63.3
15/9/2013 3:06	62.2	16/9/2013 4:11	57.7	17/9/2013 5:16	62.1	18/9/2013 6:21	61.8	19/9/2013 23:26	63.8	21/9/2013 0:31	63.6
15/9/2013 3:11	60.9	16/9/2013 4:16	57.7	17/9/2013 5:21	59.6	18/9/2013 6:26	63.0	19/9/2013 23:31	63.9	21/9/2013 0:36	63.5
15/9/2013 3:16	60.9	16/9/2013 4:21	57.4	17/9/2013 5:26	59.0	18/9/2013 6:31	62.4	19/9/2013 23:36	64.2	21/9/2013 0:41	63.3
15/9/2013 3:21	60.5	16/9/2013 4:26	58.7	17/9/2013 5:31	59.7	18/9/2013 6:36	63.2	19/9/2013 23:41	63.8	21/9/2013 0:46	63.1
15/9/2013 3:26	61.2	16/9/2013 4:31	57.9	17/9/2013 5:36	59.8	18/9/2013 6:41	63.7	19/9/2013 23:46	63.9	21/9/2013 0:51	62.3
15/9/2013 3:31	61.4	16/9/2013 4:36	58.4	17/9/2013 5:41	59.7	18/9/2013 6:46	64.0	19/9/2013 23:51	63.6	21/9/2013 0:56	64.5
15/9/2013 3:36	60.8	16/9/2013 4:41	58.6	17/9/2013 5:46	60.2	18/9/2013 6:51	64.5	19/9/2013 23:56	63.8	21/9/2013 1:01	62.5
15/9/2013 3:41	60.4	16/9/2013 4:46	59.0	17/9/2013 5:51	61.1	18/9/2013 6:56	64.7	20/9/2013 0:01	63.9	21/9/2013 1:06	62.2
15/9/2013 3:46	60.2	16/9/2013 4:51	58.3	17/9/2013 5:56	60.4	18/9/2013 23:01	64.0	20/9/2013 0:06	64.1	21/9/2013 1:11	62.6
15/9/2013 3:51	61.0	16/9/2013 4:56	57.9	17/9/2013 6:01	59.9	18/9/2013 23:06	64.3	20/9/2013 0:11	64.0	21/9/2013 1:16	63.4
15/9/2013 3:56	61.0	16/9/2013 5:01	59.2	17/9/2013 6:06	61.5	18/9/2013 23:11	64.3	20/9/2013 0:16	64.1	21/9/2013 1:21	62.3
15/9/2013 4:01	61.1	16/9/2013 5:06	59.5	17/9/2013 6:11	61.6	18/9/2013 23:16	64.4	20/9/2013 0:21	63.9	21/9/2013 1:26	61.9
15/9/2013 4:06	60.7	16/9/2013 5:11	59.8	17/9/2013 6:16	61.5	18/9/2013 23:21	63.8	20/9/2013 0:26	63.9	21/9/2013 1:31	62.1
15/9/2013 4:11	60.2	16/9/2013 5:16	60.4	17/9/2013 6:21	61.3	18/9/2013 23:26	64.3	20/9/2013 0:31	64.0	21/9/2013 1:36	61.7
15/9/2013 4:16	59.7	16/9/2013 5:21	59.5	17/9/2013 6:26	62.0	18/9/2013 23:31	64.6	20/9/2013 0:36	63.9	21/9/2013 1:41	62.1
15/9/2013 4:21	61.0	16/9/2013 5:26	59.4	17/9/2013 6:31	63.1	18/9/2013 23:36	64.0	20/9/2013 0:41	63.3	21/9/2013 1:46	61.5
15/9/2013 4:26	60.2	16/9/2013 5:31	61.4	17/9/2013 6:36	63.4	18/9/2013 23:41	63.9	20/9/2013 0:46	63.6	21/9/2013 1:51	60.9
15/9/2013 4:31	59.9	16/9/2013 5:36	60.0	17/9/2013 6:41	64.0	18/9/2013 23:46	63.8	20/9/2013 0:51	64.3	21/9/2013 1:56	61.2
15/9/2013 4:36	59.9	16/9/2013 5:41	61.1	17/9/2013 6:46	63.7	18/9/2013 23:51	63.7	20/9/2013 0:56	62.9	21/9/2013 2:01	60.8
15/9/2013 4:41	60.8	16/9/2013 5:46	60.3	17/9/2013 6:51	64.0	18/9/2013 23:56	63.9	20/9/2013 1:01	62.8	21/9/2013 2:06	61.4
15/9/2013 4:46	60.2	16/9/2013 5:51	60.6	17/9/2013 6:56	64.4	19/9/2013 0:01	64.2	20/9/2013 1:06	62.6	21/9/2013 2:11	60.8
15/9/2013 4:51	60.5	16/9/2013 5:56	60.3	17/9/2013 23:01	64.1	19/9/2013 0:06	63.1	20/9/2013 1:11	62.5	21/9/2013 2:16	60.2
15/9/2013 4:56	60.0	16/9/2013 6:01	60.4	17/9/2013 23:06	64.3	19/9/2013 0:11	63.2	20/9/2013 1:16	62.9	21/9/2013 2:21	60.7
15/9/2013 5:01	61.0	16/9/2013 6:06	60.7	17/9/2013 23:11	64.5	19/9/2013 0:16	64.7	20/9/2013 1:21	62.4	21/9/2013 2:26	60.5
15/9/2013 5:06	61.0	16/9/2013 6:11	61.8	17/9/2013 23:16	64.3	19/9/2013 0:21	63.2	20/9/2013 1:26	63.3	21/9/2013 2:31	60.3
15/9/2013 5:11	62.0	16/9/2013 6:16	62.9	17/9/2013 23:21	64.1	19/9/2013 0:26	63.2	20/9/2013 1:31	62.3	21/9/2013 2:36	60.4
15/9/2013 5:16	61.0	16/9/2013 6:21	62.3	17/9/2013 23:26	63.9	19/9/2013 0:31	62.8	20/9/2013 1:36	62.8	21/9/2013 2:41	61.3
15/9/2013 5:21	59.8	16/9/2013 6:26	63.2	17/9/2013 23:31	63.8	19/9/2013 0:36	63.2	20/9/2013 1:41	62.0	21/9/2013 2:46	59.9
15/9/2013 5:26	60.1	16/9/2013 6:31	63.3	17/9/2013 23:36	63.7	19/9/2013 0:41	62.6	20/9/2013 1:46	62.2	21/9/2013 2:51	60.2
15/9/2013 5:31	60.1	16/9/2013 6:36	63.5	17/9/2013 23:41	63.7	19/9/2013 0:46	62.9	20/9/2013 1:51	62.2	21/9/2013 2:56	60.0
15/9/2013 5:36	60.4	16/9/2013 6:41	64.3	17/9/2013 23:46	63.4	19/9/2013 0:51	62.5	20/9/2013 1:56	62.2	21/9/2013 3:01	59.9
15/9/2013 5:41	60.7	16/9/2013 6:46	64.3	17/9/2013 23:51	63.7	19/9/2013 0:56	62.3	20/9/2013 2:01	62.8	21/9/2013 3:06	59.9
15/9/2013 5:46	60.4	16/9/2013 6:51	64.4	17/9/2013 23:56	63.9	19/9/2013 1:01	62.5	20/9/2013 2:06	61.9	21/9/2013 3:11	59.7
15/9/2013 5:51	60.6	16/9/2013 6:56	64.9	18/9/2013 0:01	63.7	19/9/2013 1:06	62.3	20/9/2013 2:11	61.9	21/9/2013 3:16	59.1
15/9/2013 5:56	61.1	16/9/2013 23:01	63.7	18/9/2013 0:06	63.9	19/9/2013 1:11	61.9	20/9/2013 2:16	64.7	21/9/2013 3:21	59.2
15/9/2013 6:01	60.4	16/9/2013 23:06	64.2	18/9/2013 0:11	63.0	19/9/2013 1:16	61.6	20/9/2013 2:21	61.6	21/9/2013 3:26	60.3
15/9/2013 6:06	61.3	16/9/2013 23:11	63.8	18/9/2013 0:16	63.4	19/9/2013 1:21	62.1	20/9/2013 2:26	64.0	21/9/2013 3:31	61.2
15/9/2013 6:11	60.8	16/9/2013 23:16	63.8	18/9/2013 0:21	63.2	19/9/2013 1:26	61.7	20/9/2013 2:31	63.3	21/9/2013 3:36	59.9
15/9/2013 6:16	61.4	16/9/2013 23:21	63.8	18/9/2013 0:26	63.1	19/9/2013 1:31	61.6	20/9/2013 2:36	61.8	21/9/2013 3:41	58.9
15/9/2013 6:21	61.9	16/9/2013 23:26	63.2	18/9/2013 0:31	63.0	19/9/2013 1:36	61.2	20/9/2013 2:41	61.1	21/9/2013 3:46	59.0
15/9/2013 6:26	62.6	16/9/2013 23:31	63.3	18/9/2013 0:36	62.1	19/9/2013 1:41					

Real-time Noise Data		RTN2a (Hong Kong Electric Centre)									
21/9/2013 23:06	63.6	23/9/2013 0:11	61.7	24/9/2013 1:16	62.0	25/9/2013 2:21	60.1	26/9/2013 3:26	58.3	27/9/2013 4:31	58.0
21/9/2013 23:11	63.6	23/9/2013 0:16	61.5	24/9/2013 1:21	61.9	25/9/2013 2:26	61.0	26/9/2013 3:31	58.8	27/9/2013 4:36	57.9
21/9/2013 23:16	63.9	23/9/2013 0:21	61.3	24/9/2013 1:26	62.1	25/9/2013 2:31	60.7	26/9/2013 3:36	59.4	27/9/2013 4:41	58.8
21/9/2013 23:21	64.5	23/9/2013 0:26	66.6	24/9/2013 1:31	61.5	25/9/2013 2:36	60.1	26/9/2013 3:41	59.1	27/9/2013 4:46	58.6
21/9/2013 23:26	64.1	23/9/2013 0:31	61.6	24/9/2013 1:36	61.6	25/9/2013 2:41	60.0	26/9/2013 3:46	58.7	27/9/2013 4:51	58.4
21/9/2013 23:31	63.6	23/9/2013 0:36	62.1	24/9/2013 1:41	61.0	25/9/2013 2:46	59.4	26/9/2013 3:51	58.3	27/9/2013 4:56	58.5
21/9/2013 23:36	64.0	23/9/2013 0:41	62.6	24/9/2013 1:46	60.6	25/9/2013 2:51	59.0	26/9/2013 3:56	59.3	27/9/2013 5:01	59.9
21/9/2013 23:41	63.5	23/9/2013 0:46	61.2	24/9/2013 1:51	60.9	25/9/2013 2:56	59.4	26/9/2013 4:01	57.8	27/9/2013 5:06	59.4
21/9/2013 23:46	63.2	23/9/2013 0:51	62.5	24/9/2013 1:56	61.1	25/9/2013 3:01	59.5	26/9/2013 4:06	59.4	27/9/2013 5:11	59.6
21/9/2013 23:51	62.9	23/9/2013 0:56	63.0	24/9/2013 2:01	60.3	25/9/2013 3:06	59.0	26/9/2013 4:11	58.6	27/9/2013 5:16	59.0
21/9/2013 23:56	63.4	23/9/2013 1:01	62.6	24/9/2013 2:06	60.7	25/9/2013 3:11	59.3	26/9/2013 4:16	58.8	27/9/2013 5:21	59.7
22/9/2013 0:01	63.7	23/9/2013 1:06	63.9	24/9/2013 2:11	60.9	25/9/2013 3:16	59.0	26/9/2013 4:21	58.1	27/9/2013 5:26	59.9
22/9/2013 0:06	63.6	23/9/2013 1:11	62.4	24/9/2013 2:16	60.3	25/9/2013 3:21	58.6	26/9/2013 4:26	58.6	27/9/2013 5:31	59.6
22/9/2013 0:11	63.8	23/9/2013 1:16	61.9	24/9/2013 2:21	60.5	25/9/2013 3:26	58.0	26/9/2013 4:31	58.8	27/9/2013 5:36	60.1
22/9/2013 0:16	63.6	23/9/2013 1:21	62.8	24/9/2013 2:26	60.5	25/9/2013 3:31	58.5	26/9/2013 4:36	59.4	27/9/2013 5:41	60.3
22/9/2013 0:21	62.4	23/9/2013 1:26	61.1	24/9/2013 2:31	60.6	25/9/2013 3:36	58.8	26/9/2013 4:41	58.9	27/9/2013 5:46	61.0
22/9/2013 0:26	63.0	23/9/2013 1:31	60.6	24/9/2013 2:36	59.6	25/9/2013 3:41	58.7	26/9/2013 4:46	58.2	27/9/2013 5:51	60.5
22/9/2013 0:31	62.0	23/9/2013 1:36	60.9	24/9/2013 2:41	60.5	25/9/2013 3:46	59.5	26/9/2013 4:51	59.4	27/9/2013 5:56	61.1
22/9/2013 0:36	62.4	23/9/2013 1:41	63.1	24/9/2013 2:46	59.4	25/9/2013 3:51	59.7	26/9/2013 4:56	58.2	27/9/2013 6:01	61.0
22/9/2013 0:41	62.6	23/9/2013 1:46	61.2	24/9/2013 2:51	59.3	25/9/2013 3:56	59.2	26/9/2013 5:01	58.9	27/9/2013 6:06	61.6
22/9/2013 0:46	62.4	23/9/2013 1:51	61.6	24/9/2013 2:56	59.9	25/9/2013 4:01	58.0	26/9/2013 5:06	59.9	27/9/2013 6:11	62.6
22/9/2013 0:51	62.6	23/9/2013 1:56	62.9	24/9/2013 3:01	60.0	25/9/2013 4:06	58.6	26/9/2013 5:11	59.7	27/9/2013 6:16	61.5
22/9/2013 0:56	62.3	23/9/2013 2:01	62.5	24/9/2013 3:06	59.6	25/9/2013 4:11	57.2	26/9/2013 5:16	60.0	27/9/2013 6:21	62.1
22/9/2013 1:01	62.2	23/9/2013 2:06	61.6	24/9/2013 3:11	59.7	25/9/2013 4:16	58.3	26/9/2013 5:21	59.5	27/9/2013 6:26	62.6
22/9/2013 1:06	61.8	23/9/2013 2:11	60.3	24/9/2013 3:16	59.5	25/9/2013 4:21	57.3	26/9/2013 5:26	60.1	27/9/2013 6:31	62.3
22/9/2013 1:11	62.1	23/9/2013 2:16	59.8	24/9/2013 3:21	59.7	25/9/2013 4:26	57.9	26/9/2013 5:31	60.3	27/9/2013 6:36	63.7
22/9/2013 1:16	61.5	23/9/2013 2:21	61.2	24/9/2013 3:26	59.0	25/9/2013 4:31	59.0	26/9/2013 5:36	60.2	27/9/2013 6:41	64.1
22/9/2013 1:21	61.6	23/9/2013 2:26	60.0	24/9/2013 3:31	58.1	25/9/2013 4:36	58.3	26/9/2013 5:41	59.8	27/9/2013 6:46	64.1
22/9/2013 1:26	61.4	23/9/2013 2:31	60.3	24/9/2013 3:36	58.7	25/9/2013 4:41	58.3	26/9/2013 5:46	61.0	27/9/2013 6:51	64.1
22/9/2013 1:31	61.8	23/9/2013 2:36	60.8	24/9/2013 3:41	59.2	25/9/2013 4:46	57.8	26/9/2013 5:51	60.5	27/9/2013 6:56	64.8
22/9/2013 1:36	61.6	23/9/2013 2:41	59.8	24/9/2013 3:46	58.1	25/9/2013 4:51	58.3	26/9/2013 5:56	60.8	27/9/2013 7:01	64.5
22/9/2013 1:41	61.4	23/9/2013 2:46	59.8	24/9/2013 3:51	58.8	25/9/2013 4:56	58.0	26/9/2013 6:01	60.9	27/9/2013 7:06	64.4
22/9/2013 1:46	61.4	23/9/2013 2:51	60.2	24/9/2013 3:56	58.7	25/9/2013 5:01	59.9	26/9/2013 6:06	61.9	27/9/2013 7:11	64.8
22/9/2013 1:51	60.6	23/9/2013 2:56	60.0	24/9/2013 4:01	59.1	25/9/2013 5:06	59.2	26/9/2013 6:11	61.7	27/9/2013 7:16	64.1
22/9/2013 1:56	61.3	23/9/2013 3:01	58.7	24/9/2013 4:06	59.3	25/9/2013 5:11	59.8	26/9/2013 6:16	61.8	27/9/2013 7:21	64.0
22/9/2013 2:01	61.0	23/9/2013 3:06	59.5	24/9/2013 4:11	58.9	25/9/2013 5:16	59.0	26/9/2013 6:21	62.8	27/9/2013 7:26	64.5
22/9/2013 2:06	61.5	23/9/2013 3:11	58.1	24/9/2013 4:16	58.9	25/9/2013 5:21	59.6	26/9/2013 6:26	62.2	27/9/2013 7:31	64.4
22/9/2013 2:11	61.0	23/9/2013 3:16	58.7	24/9/2013 4:21	59.5	25/9/2013 5:26	60.1	26/9/2013 6:31	62.9	27/9/2013 7:36	64.1
22/9/2013 2:16	60.8	23/9/2013 3:21	58.6	24/9/2013 4:26	58.7	25/9/2013 5:31	59.4	26/9/2013 6:36	64.1	27/9/2013 7:41	63.8
22/9/2013 2:21	60.3	23/9/2013 3:26	59.1	24/9/2013 4:31	58.7	25/9/2013 5:36	59.9	26/9/2013 6:41	63.6	27/9/2013 7:46	64.3
22/9/2013 2:26	60.8	23/9/2013 3:31	58.6	24/9/2013 4:36	58.7	25/9/2013 5:41	60.4	26/9/2013 6:46	63.9	27/9/2013 7:51	64.2
22/9/2013 2:31	60.7	23/9/2013 3:36	57.5	24/9/2013 4:41	59.4	25/9/2013 5:46	60.9	26/9/2013 6:51	64.2	27/9/2013 7:56	64.2
22/9/2013 2:36	60.4	23/9/2013 3:41	59.8	24/9/2013 4:46	59.9	25/9/2013 5:51	60.3	26/9/2013 6:56	64.5		
22/9/2013 2:41	60.8	23/9/2013 3:46	59.2	24/9/2013 4:51	60.0	25/9/2013 5:56	60.4	26/9/2013 7:01	64.2		
22/9/2013 2:46	60.1	23/9/2013 3:51	58.9	24/9/2013 4:56	59.4	25/9/2013 6:01	61.3	26/9/2013 7:06	64.9		
22/9/2013 2:51	60.4	23/9/2013 3:56	58.7	24/9/2013 5:01	59.1	25/9/2013 6:06	61.3	26/9/2013 7:11	64.5		
22/9/2013 2:56	59.5	23/9/2013 4:01	58.5	24/9/2013 5:06	59.3	25/9/2013 6:11	61.7	26/9/2013 7:16	64.8		
22/9/2013 3:01	59.4	23/9/2013 4:06	58.5	24/9/2013 5:11	59.4	25/9/2013 6:16	61.8	26/9/2013 7:21	64.1		
22/9/2013 3:06	60.3	23/9/2013 4:11	57.9	24/9/2013 5:16	59.7	25/9/2013 6:21	62.3	26/9/2013 7:26	64.4		
22/9/2013 3:11	59.7	23/9/2013 4:16	59.1	24/9/2013 5:21	60.1	25/9/2013 6:26	62.7	26/9/2013 7:31	64.5		
22/9/2013 3:16	59.4	23/9/2013 4:21	59.1	24/9/2013 5:26	60.3	25/9/2013 6:31	63.3	26/9/2013 7:36	64.5		
22/9/2013 3:21	59.8	23/9/2013 4:26	57.5	24/9/2013 5:31	59.6	25/9/2013 6:36	63.4	26/9/2013 7:41	64.2		
22/9/2013 3:26	59.7	23/9/2013 4:31	59.3	24/9/2013 5:36	60.4	25/9/2013 6:41	63.7	26/9/2013 7:46	64.5		
22/9/2013 3:31	59.3	23/9/2013 4:36	58.2	24/9/2013 5:41	60.1	25/9/2013 6:46	64.1	26/9/2013 7:51	64.1		
22/9/2013 3:36	59.9	23/9/2013 4:41	58.4	24/9/2013 5:46	60.3	25/9/2013 6:51	64.8	26/9/2013 7:56	64.3		
22/9/2013 3:41	59.8	23/9/2013 4:46	57.5	24/9/2013 5:51	60.7	25/9/2013 6:56	64.4	26/9/2013 8:01	64.0		
22/9/2013 3:46	59.1	23/9/2013 4:51	58.5	24/9/2013 5:56	61.2	25/9/2013 7:01	64.2	27/9/2013 0:06	64.1		
22/9/2013 3:51	59.6	23/9/2013 4:56	59.6	24/9/2013 6:01	61.8	25/9/2013 7:06	64.5	27/9/2013 0:11	63.8		
22/9/2013 3:56	59.4	23/9/2013 5:01	58.3	24/9/2013 6:06	61.5	25/9/2013 7:11	64.4	27/9/2013 0:16	63.8		
22/9/2013 4:01	59.7	23/9/2013 5:06	59.5	24/9/2013 6:11	60.8	25/9/2013 7:16	64.1	27/9/2013 0:21	63.5		
22/9/2013 4:06	59.2	23/9/2013 5:11	59.2	24/9/2013 6:16	62.0	25/9/2013 7:21	64.4	27/9/2013 0:26	63.5		
22/9/2013 4:11	59.9	23/9/2013 5:16	59.0	24/9/2013 6:21	62.6	25/9/2013 7:26	63.9	27/9/2013 0:31	63.2		
22/9/2013 4:16	59.7	23/9/2013 5:21	59.2	24/9/2013 6:26	60.1	25/9/2013 7:31	64.2	27/9/2013 0:36	64.0		
22/9/2013 4:21	59.0	23/9/2013 5:26	59.7	24/9/2013 6:31	62.6	25/9/2013 7:36	64.3	27/9/2013 0:41	63.0		
22/9/2013 4:26	60.1	23/9/2013 5:31	59.6	24/9/2013 6:36	63.8	25/9/2013 7:41	63.9	27/9/2013 0:46	62.8		
22/9/2013 4:31	59.5	23/9/2013 5:36	59.1	24/9/2013 6:41	63.8	25/9/2013 7:46	64.0	27/9/2013 0:51	62.7		
22/9/2013 4:36	60.0	23/9/2013 5:41	59.5	24/9/2013 6:46	64.5	25/9/2013 7:51	64.0	27/9/2013 0:56	62.7		
22/9/2013 4:41	59.3	23/9/2013 5:46	59.7	24/9/2013 6:51	64.8	25/9/2013 7:56	63.7	27/9/2013 1:01	63.3		
22/9/2013 4:46	58.4	23/9/2013 5:51	59.6	24/9/2013 6:56	64.8	26/9/2013 0:01	64.3	27/9/2013 1:06	62.5		
22/9/2013 4:51	59.6	23/9/2013 5:56	59.2	24/9/2013 7:01	64.1	26/9/2013 0:06	63.6	27/9/2013 1:11	62.2		
22/9/2013 4:56	59.4	23/9/2013 6:01	59.9	24/9/2013 7:06	64.9	26/9/2013 0:11	63.4	27/9/2013 1:16	62.2		
22/9/2013 5:01	59.5	23/9/2013 6:06	60.1	24/9/2013 7:11	64.4	26/9/2013 0:16	63.1	27/9/2013 1:21	62.2		
22/9/2013 5:06	60.0	23/9/2013 6:11	60.2	24/9/2013 7:16	63.9	26/9/2013 0:21	63.3	27/9/2013 1:26	61.7		
22/9/2013 5:11	58.9	23/9/2013 6:16	59.6	24/9/2013 7:21	64.1	26/9/2013 0:26	63.2	27/9/2013 1:31	61.7		
22/9/2013 5:16	60.4	23/9/2013 6:21	59.8	24/9/2013 7:26	63.7	26/9/201					

Real-time Noise Data RTN3 (Po Leung Kuk Yu Lee Mo Fan Memorial School)

Normal Day 07:00-19:00

28/8/2013 7:01	68.2	2/9/2013 12:01	68.6	7/9/2013 18:31	67.6	13/9/2013 13:01	68.8	19/9/2013 7:31	68.8	23/9/2013 14:01	68.9
28/8/2013 7:31	68.8	2/9/2013 12:31	68.8	8/9/2013 7:01	66.3	13/9/2013 13:31	69.0	19/9/2013 8:01	68.5	23/9/2013 14:31	68.9
28/8/2013 8:01	68.2	2/9/2013 13:01	69.0	8/9/2013 7:31	67.3	13/9/2013 14:01	69.1	19/9/2013 8:31	68.3	23/9/2013 15:01	68.8
28/8/2013 8:31	65.9	2/9/2013 13:31	69.3	8/9/2013 8:01	67.7	13/9/2013 14:31	68.9	19/9/2013 9:01	67.3	23/9/2013 15:31	68.8
28/8/2013 9:01	67.8	2/9/2013 14:01	69.5	8/9/2013 8:31	68.1	13/9/2013 15:01	68.2	19/9/2013 9:31	66.5	23/9/2013 16:01	68.7
28/8/2013 9:31	69.5	2/9/2013 14:31	69.1	8/9/2013 9:01	68.7	13/9/2013 15:31	68.5	19/9/2013 10:01	68.5	23/9/2013 16:31	68.6
28/8/2013 10:01	69.0	2/9/2013 15:01	68.9	8/9/2013 9:31	68.5	13/9/2013 16:01	68.8	19/9/2013 10:31	69.2	23/9/2013 17:01	68.7
28/8/2013 10:31	69.0	2/9/2013 15:31	69.2	8/9/2013 10:01	68.4	13/9/2013 16:31	68.7	19/9/2013 11:01	68.2	23/9/2013 17:31	68.6
28/8/2013 11:01	68.8	2/9/2013 16:01	69.3	8/9/2013 10:31	68.2	13/9/2013 17:01	68.5	19/9/2013 11:31	62.0	23/9/2013 18:01	68.5
28/8/2013 11:31	68.5	2/9/2013 16:31	69.0	8/9/2013 11:01	68.4	13/9/2013 17:31	67.9	19/9/2013 12:01	69.6	23/9/2013 18:31	68.8
28/8/2013 12:01	68.2	2/9/2013 17:01	68.7	8/9/2013 11:31	67.4	13/9/2013 18:01	68.0	19/9/2013 12:31	68.9	24/9/2013 7:01	68.7
28/8/2013 12:31	67.9	2/9/2013 17:31	68.4	8/9/2013 12:01	67.9	13/9/2013 18:31	67.9	19/9/2013 13:01	68.2	24/9/2013 7:31	69.5
28/8/2013 13:01	68.1	2/9/2013 18:01	68.4	8/9/2013 12:31	67.9	14/9/2013 7:01	68.4	19/9/2013 13:31	68.4	24/9/2013 8:01	66.2
28/8/2013 13:31	68.5	2/9/2013 18:31	68.2	8/9/2013 13:01	68.1	14/9/2013 7:31	68.9	19/9/2013 14:01	68.5	24/9/2013 8:31	66.0
28/8/2013 14:01	68.4	3/9/2013 7:01	53.4	8/9/2013 13:31	68.0	14/9/2013 8:01	66.4	19/9/2013 14:31	68.4	24/9/2013 9:01	65.9
28/8/2013 14:31	68.6	3/9/2013 7:31	51.7	8/9/2013 14:01	68.2	14/9/2013 8:31	66.2	19/9/2013 15:01	68.9	24/9/2013 9:31	67.7
28/8/2013 15:01	68.2	3/9/2013 8:01	66.8	8/9/2013 14:31	68.5	14/9/2013 9:01	69.0	19/9/2013 15:31	68.4	24/9/2013 10:01	55.1
28/8/2013 15:31	68.4	3/9/2013 8:31	66.8	8/9/2013 15:01	68.5	14/9/2013 9:31	69.3	19/9/2013 16:01	68.2	24/9/2013 10:31	69.6
28/8/2013 16:01	68.4	3/9/2013 9:01	61.6	8/9/2013 15:31	68.1	14/9/2013 10:01	69.3	19/9/2013 16:31	68.4	24/9/2013 11:01	69.4
28/8/2013 16:31	68.5	3/9/2013 9:31	62.3	8/9/2013 16:01	68.2	14/9/2013 10:31	62.7	19/9/2013 17:01	67.4	24/9/2013 11:31	69.2
28/8/2013 17:01	68.3	3/9/2013 10:01	69.7	8/9/2013 16:31	68.2	14/9/2013 11:01	69.2	19/9/2013 17:31	66.3	24/9/2013 12:01	68.6
28/8/2013 17:31	68.2	3/9/2013 10:31	54.0	8/9/2013 17:01	67.6	14/9/2013 11:31	68.3	19/9/2013 18:01	65.7	24/9/2013 12:31	68.8
28/8/2013 18:01	68.0	3/9/2013 11:01	55.3	8/9/2013 17:31	67.5	14/9/2013 12:01	68.1	19/9/2013 18:31	65.9	24/9/2013 13:01	68.9
28/8/2013 18:31	68.0	3/9/2013 11:31	55.5	8/9/2013 18:01	67.3	14/9/2013 12:31	68.3	19/9/2013 19:01	67.0	24/9/2013 13:31	69.2
28/8/2013 19:01	65.7	3/9/2013 12:01	69.6	8/9/2013 18:31	67.3	14/9/2013 13:01	68.5	20/9/2013 7:31	65.5	24/9/2013 14:01	68.9
29/8/2013 7:01	68.0	3/9/2013 12:31	69.5	9/9/2013 7:01	66.6	14/9/2013 13:31	68.8	20/9/2013 8:01	65.6	24/9/2013 14:31	68.9
29/8/2013 7:31	68.5	3/9/2013 13:01	69.3	9/9/2013 7:31	67.0	14/9/2013 14:01	68.6	20/9/2013 8:31	66.2	24/9/2013 15:01	69.2
29/8/2013 8:01	68.1	3/9/2013 13:31	69.1	9/9/2013 8:01	67.3	14/9/2013 14:31	68.9	20/9/2013 9:01	66.2	24/9/2013 15:31	68.9
29/8/2013 8:31	66.2	3/9/2013 14:01	66.6	9/9/2013 8:31	67.9	14/9/2013 15:01	69.1	20/9/2013 9:31	66.7	24/9/2013 16:01	68.8
29/8/2013 9:01	65.7	3/9/2013 14:31	69.5	9/9/2013 9:01	68.2	14/9/2013 15:31	69.0	20/9/2013 10:01	66.8	24/9/2013 16:31	68.7
29/8/2013 9:31	66.6	3/9/2013 15:01	69.2	9/9/2013 9:31	68.4	14/9/2013 16:01	69.0	20/9/2013 10:31	67.0	24/9/2013 17:01	69.1
29/8/2013 10:01	68.5	3/9/2013 15:31	54.8	9/9/2013 10:01	68.3	14/9/2013 16:31	68.8	20/9/2013 11:01	66.9	24/9/2013 17:31	68.5
29/8/2013 10:31	68.6	3/9/2013 16:01	59.7	9/9/2013 10:31	68.3	14/9/2013 17:01	68.5	20/9/2013 11:31	67.1	24/9/2013 18:01	68.4
29/8/2013 11:01	66.7	3/9/2013 16:31	63.6	9/9/2013 11:01	68.2	14/9/2013 17:31	68.2	20/9/2013 12:01	67.0	24/9/2013 18:31	68.2
29/8/2013 11:31	68.6	3/9/2013 17:01	59.0	9/9/2013 11:31	68.0	14/9/2013 18:01	68.0	20/9/2013 12:31	67.4	26/9/2013 7:01	68.5
29/8/2013 12:01	68.5	3/9/2013 17:31	57.5	9/9/2013 12:01	68.1	14/9/2013 18:31	67.9	20/9/2013 13:01	67.2	26/9/2013 7:31	68.9
29/8/2013 12:31	68.3	3/9/2013 18:01	50.4	9/9/2013 12:31	68.0	15/9/2013 7:01	67.9	20/9/2013 13:31	66.9	26/9/2013 8:01	66.8
29/8/2013 13:01	68.0	3/9/2013 18:31	69.6	9/9/2013 13:01	68.0	15/9/2013 7:31	68.5	20/9/2013 14:01	67.0	26/9/2013 8:31	66.6
29/8/2013 13:31	68.0	5/9/2013 7:01	60.0	9/9/2013 13:31	67.9	15/9/2013 8:01	67.9	20/9/2013 14:31	67.2	26/9/2013 9:01	67.7
29/8/2013 14:01	68.9	5/9/2013 7:31	69.4	9/9/2013 14:01	68.8	15/9/2013 8:31	65.8	20/9/2013 15:01	67.1	26/9/2013 9:31	68.5
29/8/2013 14:31	68.9	5/9/2013 8:01	66.1	9/9/2013 14:31	69.6	15/9/2013 9:01	66.3	20/9/2013 15:31	67.3	26/9/2013 10:01	69.2
29/8/2013 15:01	68.7	5/9/2013 8:31	66.1	9/9/2013 15:01	69.0	15/9/2013 9:31	69.0	20/9/2013 16:01	67.6	26/9/2013 10:31	61.3
29/8/2013 15:31	68.5	5/9/2013 9:01	66.3	9/9/2013 15:31	69.1	15/9/2013 10:01	69.5	20/9/2013 16:31	67.3	26/9/2013 11:01	67.0
29/8/2013 16:01	68.6	5/9/2013 9:31	68.3	9/9/2013 16:01	68.9	15/9/2013 10:31	66.6	20/9/2013 17:01	67.3	26/9/2013 11:31	68.4
29/8/2013 16:31	68.7	5/9/2013 10:01	67.3	9/9/2013 16:31	68.8	15/9/2013 11:01	68.6	20/9/2013 17:31	67.1	26/9/2013 12:01	68.5
29/8/2013 17:01	68.4	5/9/2013 10:31	68.6	9/9/2013 17:01	69.0	15/9/2013 11:31	68.5	20/9/2013 18:01	67.1	26/9/2013 12:31	68.5
29/8/2013 17:31	68.4	5/9/2013 11:01	70.5	9/9/2013 17:31	68.9	15/9/2013 12:01	68.0	20/9/2013 18:31	67.0	26/9/2013 13:01	69.2
29/8/2013 18:01	67.9	5/9/2013 11:31	70.1	9/9/2013 18:01	69.0	15/9/2013 12:31	67.9	21/9/2013 7:01	66.3	26/9/2013 13:31	63.7
29/8/2013 18:31	67.8	5/9/2013 12:01	67.0	9/9/2013 18:31	69.1	15/9/2013 13:01	68.1	21/9/2013 7:31	67.1	26/9/2013 14:01	57.3
29/8/2013 19:01	67.9	5/9/2013 12:31	68.8	10/9/2013 7:01	67.9	15/9/2013 13:31	68.9	21/9/2013 8:01	67.9	26/9/2013 14:31	68.2
30/8/2013 7:01	69.4	5/9/2013 13:01	67.8	10/9/2013 7:31	68.3	15/9/2013 14:01	68.6	21/9/2013 8:31	68.3	26/9/2013 15:01	65.9
30/8/2013 7:31	52.5	5/9/2013 13:31	65.9	10/9/2013 8:01	67.4	15/9/2013 14:31	68.1	21/9/2013 9:01	68.4	26/9/2013 15:31	59.1
30/8/2013 8:01	67.9	5/9/2013 14:01	67.5	10/9/2013 8:31	65.6	15/9/2013 15:01	68.3	21/9/2013 9:31	68.5	26/9/2013 16:01	61.7
30/8/2013 8:31	67.9	5/9/2013 14:31	66.0	10/9/2013 9:01	65.3	15/9/2013 15:31	68.6	21/9/2013 10:01	68.6	26/9/2013 16:31	69.0
30/8/2013 9:01	66.7	5/9/2013 15:01	66.9	10/9/2013 9:31	69.1	15/9/2013 16:01	68.7	21/9/2013 10:31	68.4	26/9/2013 17:01	68.6
30/8/2013 9:31	69.5	5/9/2013 15:31	68.5	10/9/2013 10:01	69.0	15/9/2013 16:31	69.0	21/9/2013 11:01	68.5	26/9/2013 17:31	68.4
30/8/2013 10:01	62.4	5/9/2013 16:01	68.0	10/9/2013 10:31	69.1	15/9/2013 17:01	68.1	21/9/2013 11:31	68.6	26/9/2013 18:01	68.5
30/8/2013 10:31	51.7	5/9/2013 16:31	68.2	10/9/2013 11:01	68.1	15/9/2013 17:31	67.8	21/9/2013 12:01	67.9	26/9/2013 18:31	66.8
30/8/2013 11:01	60.6	5/9/2013 17:01	67.9	10/9/2013 11:31	68.0	15/9/2013 18:01	67.7	21/9/2013 12:31	67.9	27/9/2013 7:01	68.8
30/8/2013 11:31	69.6	5/9/2013 17:31	67.9	10/9/2013 12:01	68.0	15/9/2013 18:31	67.7	21/9/2013 13:01	68.0	27/9/2013 7:31	69.2
30/8/2013 12:01	69.1	5/9/2013 18:01	68.1	10/9/2013 12:31	68.0	16/9/2013 7:01	66.3	21/9/2013 13:31	67.5	27/9/2013 8:01	67.2
30/8/2013 12:31	69.5	5/9/2013 18:31	66.7	10/9/2013 13:01	68.0	16/9/2013 7:31	66.9	21/9/2013 14:01	67.8	27/9/2013 8:31	66.3
30/8/2013 13:01	69.5	5/9/2013 19:01	66.8	10/9/2013 13:31	68.9	16/9/2013 8:01	67.3	21/9/2013 14:31	67.7	27/9/2013 9:01	68.1
30/8/2013 13:31	55.2	6/9/2013 7:01	67.3	10/9/2013 14:01	68.7	16/9/2013 8:31	68.1	21/9/2013 15:01	67.6	27/9/2013 9:31	69.3
30/8/2013 14:01	68.7	6/9/2013 7:31	67.3	10/9/2013 14:31	68.6	16/9/2013 9:01	68.4	21/9/2013 15:31	66.6	27/9/2013 10:01	68.7
30/8/2013 14:31	69.2	6/9/2013 8:01	67.9	10/9/2013 15:01	68.0	16/9/2013 9:31	68.7	21/9/2013 16:01	67.6	27/9/2013 10:31	68.8
30/8/2013 15:01	67.9	6/9/2013 8:31	68.1	10/9/2013 15:31	68.6	16/9/2013 10:01	69.0	21/9/2013 16:31	67.9	27/9/2013 11:01	62.1
30/8/2013 15:31	66.0	6/9/2013 9:01	68.0	10/9/2013 16:01	68.8	16/9/2013 10:31	69.2	21/9/2013 17:01	68.3	27/9/2013 11:31	68.8
30/8/2013 16:01	69.0	6/9/2013 9:31	68.0	10/9/2013 16:31	68.5	16/9/2013 11:01	69.4	21/9/2013 17:31	67.9	27/9/2013 12:01	68.6
30/8/2013 16:31	69.3	6/9/2013 10:01	67.6	10/9/2013 17:01	68.3	16/9/2013 11:31	69.3</				

Real-time Noise Data		RTN3 (Po Leung Kuk Yu Lee Mo Fan Memorial School)									
28/8/2013 20:51	59.1	30/8/2013 21:56	61.2	1/9/2013 11:01	64.9	1/9/2013 20:06	60.7	3/9/2013 21:11	62.6	5/9/2013 22:16	60.8
28/8/2013 20:56	58.1	30/8/2013 22:01	61.7	1/9/2013 11:06	64.1	1/9/2013 20:11	60.1	3/9/2013 21:16	64.2	5/9/2013 22:21	66.3
28/8/2013 21:01	51.3	30/8/2013 22:06	62.9	1/9/2013 11:11	64.8	1/9/2013 20:16	59.8	3/9/2013 21:21	62.7	5/9/2013 22:26	53.9
28/8/2013 21:06	57.1	30/8/2013 22:11	63.0	1/9/2013 11:16	65.7	1/9/2013 20:21	57.8	3/9/2013 21:26	64.0	5/9/2013 22:31	52.5
28/8/2013 21:11	58.0	30/8/2013 22:16	60.8	1/9/2013 11:21	66.5	1/9/2013 20:26	60.1	3/9/2013 21:31	63.0	5/9/2013 22:36	58.4
28/8/2013 21:16	51.7	30/8/2013 22:21	61.2	1/9/2013 11:26	64.9	1/9/2013 20:31	60.5	3/9/2013 21:36	64.5	5/9/2013 22:41	60.7
28/8/2013 21:21	57.5	30/8/2013 22:26	59.3	1/9/2013 11:31	64.4	1/9/2013 20:36	60.5	3/9/2013 21:41	63.4	5/9/2013 22:46	56.0
28/8/2013 21:26	59.8	30/8/2013 22:31	61.5	1/9/2013 11:36	65.3	1/9/2013 20:41	61.4	3/9/2013 21:46	63.4	5/9/2013 22:51	66.4
28/8/2013 21:31	59.1	30/8/2013 22:36	56.3	1/9/2013 11:41	65.2	1/9/2013 20:46	59.4	3/9/2013 21:51	61.8	5/9/2013 22:56	56.7
28/8/2013 21:36	58.3	30/8/2013 22:41	58.9	1/9/2013 11:46	65.6	1/9/2013 20:51	63.5	3/9/2013 21:56	63.2	6/9/2013 19:01	65.1
28/8/2013 21:41	56.5	30/8/2013 22:46	61.2	1/9/2013 11:51	64.5	1/9/2013 20:56	58.9	3/9/2013 22:01	62.3	6/9/2013 19:06	65.2
28/8/2013 21:46	54.6	30/8/2013 22:51	60.4	1/9/2013 11:56	64.9	1/9/2013 21:01	59.6	3/9/2013 22:06	62.5	6/9/2013 19:11	64.8
28/8/2013 21:51	59.7	30/8/2013 22:56	59.9	1/9/2013 12:01	64.6	1/9/2013 21:06	57.3	3/9/2013 22:11	63.5	6/9/2013 19:16	65.6
28/8/2013 21:56	55.3	31/8/2013 19:01	65.0	1/9/2013 12:06	64.3	1/9/2013 21:11	51.7	3/9/2013 22:16	63.0	6/9/2013 19:21	66.2
28/8/2013 22:01	44.9	31/8/2013 19:06	66.2	1/9/2013 12:11	65.4	1/9/2013 21:16	59.6	3/9/2013 22:21	62.0	6/9/2013 19:26	64.4
28/8/2013 22:06	61.4	31/8/2013 19:11	65.3	1/9/2013 12:16	64.4	1/9/2013 21:21	59.1	3/9/2013 22:26	63.7	6/9/2013 19:31	64.8
28/8/2013 22:11	59.4	31/8/2013 19:16	66.4	1/9/2013 12:21	65.5	1/9/2013 21:26	59.1	3/9/2013 22:31	62.0	6/9/2013 19:36	64.4
28/8/2013 22:16	59.4	31/8/2013 19:21	66.0	1/9/2013 12:26	65.3	1/9/2013 21:31	59.6	3/9/2013 22:36	61.3	6/9/2013 19:41	65.2
28/8/2013 22:21	58.2	31/8/2013 19:26	65.5	1/9/2013 12:31	64.1	1/9/2013 21:36	60.0	3/9/2013 22:41	62.4	6/9/2013 19:46	63.4
28/8/2013 22:26	66.5	31/8/2013 19:31	66.5	1/9/2013 12:36	66.2	1/9/2013 21:41	57.9	3/9/2013 22:46	63.6	6/9/2013 19:51	65.6
28/8/2013 22:31	55.7	31/8/2013 19:36	65.8	1/9/2013 12:41	65.7	1/9/2013 21:46	60.3	3/9/2013 22:51	63.4	6/9/2013 19:56	63.0
28/8/2013 22:36	54.9	31/8/2013 19:41	66.1	1/9/2013 12:46	65.1	1/9/2013 21:51	59.7	3/9/2013 22:56	61.8	6/9/2013 20:01	64.1
28/8/2013 22:41	59.6	31/8/2013 19:46	66.8	1/9/2013 12:51	64.4	1/9/2013 21:56	64.6	4/9/2013 19:01	66.8	6/9/2013 20:06	63.4
28/8/2013 22:46	53.4	31/8/2013 19:51	65.6	1/9/2013 12:56	64.4	1/9/2013 22:01	58.9	4/9/2013 19:06	67.3	6/9/2013 20:11	61.2
28/8/2013 22:51	55.3	31/8/2013 19:56	66.0	1/9/2013 13:01	65.8	1/9/2013 22:06	59.1	4/9/2013 19:11	66.8	6/9/2013 20:16	65.3
28/8/2013 22:56	56.1	31/8/2013 20:01	64.9	1/9/2013 13:06	63.8	1/9/2013 22:11	54.4	4/9/2013 19:16	66.9	6/9/2013 20:21	62.9
29/8/2013 19:01	64.1	31/8/2013 20:06	64.9	1/9/2013 13:11	64.7	1/9/2013 22:16	58.9	4/9/2013 19:21	66.5	6/9/2013 20:26	61.3
29/8/2013 19:06	62.7	31/8/2013 20:11	64.5	1/9/2013 13:16	63.1	1/9/2013 22:21	58.7	4/9/2013 19:26	67.2	6/9/2013 20:31	63.2
29/8/2013 19:11	63.3	31/8/2013 20:16	65.2	1/9/2013 13:21	63.9	1/9/2013 22:26	56.7	4/9/2013 19:31	66.8	6/9/2013 20:36	62.5
29/8/2013 19:16	63.4	31/8/2013 20:21	65.2	1/9/2013 13:26	64.4	1/9/2013 22:31	59.0	4/9/2013 19:36	67.0	6/9/2013 20:41	59.5
29/8/2013 19:21	61.1	31/8/2013 20:26	64.8	1/9/2013 13:31	64.4	1/9/2013 22:36	59.6	4/9/2013 19:41	67.2	6/9/2013 20:46	62.0
29/8/2013 19:26	62.6	31/8/2013 20:31	65.6	1/9/2013 13:36	66.4	1/9/2013 22:41	53.2	4/9/2013 19:46	66.9	6/9/2013 20:51	61.3
29/8/2013 19:31	63.1	31/8/2013 20:36	66.6	1/9/2013 13:41	65.7	1/9/2013 22:46	58.9	4/9/2013 19:51	66.8	6/9/2013 20:56	60.1
29/8/2013 19:36	61.9	31/8/2013 20:41	64.5	1/9/2013 13:46	64.8	1/9/2013 22:51	63.5	4/9/2013 19:56	66.5	6/9/2013 21:01	61.1
29/8/2013 19:41	59.4	31/8/2013 20:46	65.5	1/9/2013 13:51	65.0	1/9/2013 22:56	57.4	4/9/2013 20:01	66.0	6/9/2013 21:06	59.7
29/8/2013 19:46	61.0	31/8/2013 20:51	64.5	1/9/2013 13:56	65.8	2/9/2013 19:01	61.5	4/9/2013 20:06	67.2	6/9/2013 21:11	61.8
29/8/2013 19:51	59.3	31/8/2013 20:56	65.2	1/9/2013 14:01	64.6	2/9/2013 19:06	61.1	4/9/2013 20:11	65.4	6/9/2013 21:16	60.2
29/8/2013 19:56	60.0	31/8/2013 21:01	64.6	1/9/2013 14:06	63.0	2/9/2013 19:11	62.4	4/9/2013 20:16	66.3	6/9/2013 21:21	59.7
29/8/2013 20:01	58.4	31/8/2013 21:06	66.0	1/9/2013 14:11	62.9	2/9/2013 19:16	62.3	4/9/2013 20:21	66.7	6/9/2013 21:26	58.0
29/8/2013 20:06	60.7	31/8/2013 21:11	65.7	1/9/2013 14:16	62.6	2/9/2013 19:21	64.1	4/9/2013 20:26	66.2	6/9/2013 21:31	59.7
29/8/2013 20:11	55.6	31/8/2013 21:16	66.2	1/9/2013 14:21	63.9	2/9/2013 19:26	63.1	4/9/2013 20:31	64.5	6/9/2013 21:36	62.0
29/8/2013 20:16	61.1	31/8/2013 21:21	64.5	1/9/2013 14:26	63.4	2/9/2013 19:31	62.4	4/9/2013 20:36	65.6	6/9/2013 21:41	60.3
29/8/2013 20:21	60.7	31/8/2013 21:26	65.8	1/9/2013 14:31	65.2	2/9/2013 19:36	62.6	4/9/2013 20:41	65.2	6/9/2013 21:46	61.1
29/8/2013 20:26	60.1	31/8/2013 21:31	65.5	1/9/2013 14:36	63.5	2/9/2013 19:41	56.6	4/9/2013 20:46	65.1	6/9/2013 21:51	61.5
29/8/2013 20:31	58.5	31/8/2013 21:36	66.6	1/9/2013 14:41	63.8	2/9/2013 19:46	61.7	4/9/2013 20:51	66.1	6/9/2013 21:56	61.1
29/8/2013 20:36	57.5	31/8/2013 21:41	66.0	1/9/2013 14:46	63.4	2/9/2013 19:51	67.9	4/9/2013 20:56	65.8	6/9/2013 22:01	61.1
29/8/2013 20:41	53.7	31/8/2013 21:46	64.6	1/9/2013 14:51	64.1	2/9/2013 19:56	69.1	4/9/2013 21:01	65.0	6/9/2013 22:06	61.9
29/8/2013 20:46	66.5	31/8/2013 21:51	66.3	1/9/2013 14:56	63.5	2/9/2013 20:01	69.9	4/9/2013 21:06	65.2	6/9/2013 22:11	63.1
29/8/2013 20:51	60.4	31/8/2013 21:56	66.2	1/9/2013 15:01	63.5	2/9/2013 20:06	69.5	4/9/2013 21:11	65.0	6/9/2013 22:16	61.7
29/8/2013 20:56	59.2	31/8/2013 22:01	65.1	1/9/2013 15:06	64.7	2/9/2013 20:11	70.2	4/9/2013 21:16	65.7	6/9/2013 22:21	59.7
29/8/2013 21:01	59.0	31/8/2013 22:06	65.8	1/9/2013 15:11	63.4	2/9/2013 20:16	70.2	4/9/2013 21:21	65.4	6/9/2013 22:26	62.3
29/8/2013 21:06	53.0	31/8/2013 22:11	66.1	1/9/2013 15:16	61.7	2/9/2013 20:21	69.7	4/9/2013 21:26	64.9	6/9/2013 22:31	60.9
29/8/2013 21:11	59.3	31/8/2013 22:16	65.4	1/9/2013 15:21	62.8	2/9/2013 20:26	67.8	4/9/2013 21:31	65.1	6/9/2013 22:36	62.8
29/8/2013 21:16	54.0	31/8/2013 22:21	65.9	1/9/2013 15:26	64.1	2/9/2013 20:31	67.9	4/9/2013 21:36	65.3	6/9/2013 22:41	62.3
29/8/2013 21:21	52.5	31/8/2013 22:26	64.6	1/9/2013 15:31	65.8	2/9/2013 20:36	69.6	4/9/2013 21:41	65.1	6/9/2013 22:46	59.7
29/8/2013 21:26	56.6	31/8/2013 22:31	65.6	1/9/2013 15:36	62.0	2/9/2013 20:41	70.0	4/9/2013 21:46	63.6	6/9/2013 22:51	60.7
29/8/2013 21:31	58.1	31/8/2013 22:36	65.3	1/9/2013 15:41	63.5	2/9/2013 20:46	68.4	4/9/2013 21:51	64.2	6/9/2013 22:56	61.7
29/8/2013 21:36	58.0	31/8/2013 22:41	66.0	1/9/2013 15:46	62.7	2/9/2013 20:51	67.0	4/9/2013 21:56	63.8	7/9/2013 19:01	64.4
29/8/2013 21:41	58.4	31/8/2013 22:46	65.4	1/9/2013 15:51	63.1	2/9/2013 20:56	66.5	4/9/2013 22:01	65.9	7/9/2013 19:06	64.2
29/8/2013 21:46	50.6	31/8/2013 22:51	65.2	1/9/2013 15:56	63.7	2/9/2013 21:01	65.5	4/9/2013 22:06	68.2	7/9/2013 19:11	64.3
29/8/2013 21:51	52.8	31/8/2013 22:56	64.9	1/9/2013 16:01	63.1	2/9/2013 21:06	65.4	4/9/2013 22:11	67.2	7/9/2013 19:16	65.3
29/8/2013 21:56	56.6	1/9/2013 7:01	66.4	1/9/2013 16:06	62.8	2/9/2013 21:11	64.2	4/9/2013 22:16	67.1	7/9/2013 19:21	54.2
29/8/2013 22:01	53.2	1/9/2013 7:06	49.2	1/9/2013 16:11	63.5	2/9/2013 21:16	63.7	4/9/2013 22:21	66.4	7/9/2013 19:26	61.6
29/8/2013 22:06	59.1	1/9/2013 7:11	60.4	1/9/2013 16:16	62.3	2/9/2013 21:21	65.2	4/9/2013 22:26	65.1	7/9/2013 19:31	60.4
29/8/2013 22:11	54.0	1/9/2013 7:16	58.2	1/9/2013 16:21	61.4	2/9/2013 21:26	63.4	4/9/2013 22:31	63.9	7/9/2013 19:36	59.7
29/8/2013 22:16	54.2	1/9/2013 7:21	68.6	1/9/2013 16:26	62.0	2/9/2013 21:31	63.5	4/9/2013 22:36	65.9	7/9/2013 19:41	59.6
29/8/2013 22:21	58.1	1/9/2013 7:26	63.7	1/9/2013 16:31	62.4	2/9/2013 21:36	64.8	4/9/2013 22:41	68.1	7/9/2013 19:46	60.9
29/8/2013 22:26	57.5	1/9/2013 7:31	60.1	1/9/2013 16:36	63.5	2/9/2013 21:41	69.5	4/9/2013 22:46	69.7	7/9/2013 19:51	60.1
29/8/2013 22:31	58.4	1/9/2013 7:36	64.4	1/9/2013 16:41	62.4	2/9/2013 21:46	69.4	4/9/2013 22:51	68.6	7/9/2013 19:56	60.1
29/8/2013 22:36	57.5	1/9/2013 7:41	61.0	1/9/2013 16:46	62.0	2/9/2013 21:51	69.8	4/9/2013 22:56	67.9	7/9/2013 20:01	59.4
29/8/2013 22:41	59.3	1/9/201									

Real-time Noise Data		RTN3 (Po Leung Kuk Yu Lee Mo Fan Memorial School)									
8/9/2013 7:21	66.0	8/9/2013 16:26	63.0	9/9/2013 21:31	63.3	11/9/2013 22:36	60.8	14/9/2013 19:41	61.1	15/9/2013 12:46	63.3
8/9/2013 7:26	49.7	8/9/2013 16:31	62.6	9/9/2013 21:36	63.8	11/9/2013 22:41	59.1	14/9/2013 19:46	62.7	15/9/2013 12:51	63.7
8/9/2013 7:31	58.5	8/9/2013 16:36	64.4	9/9/2013 21:41	63.5	11/9/2013 22:46	58.5	14/9/2013 19:51	58.2	15/9/2013 12:56	64.6
8/9/2013 7:36	59.2	8/9/2013 16:41	63.1	9/9/2013 21:46	62.8	11/9/2013 22:51	56.9	14/9/2013 19:56	54.0	15/9/2013 13:01	59.2
8/9/2013 7:41	61.0	8/9/2013 16:46	63.7	9/9/2013 21:51	63.2	11/9/2013 22:56	59.8	14/9/2013 20:01	60.6	15/9/2013 13:06	61.9
8/9/2013 7:46	61.3	8/9/2013 16:51	63.8	9/9/2013 21:56	63.0	12/9/2013 19:01	64.5	14/9/2013 20:06	56.5	15/9/2013 13:11	63.0
8/9/2013 7:51	59.6	8/9/2013 16:56	62.8	9/9/2013 22:01	64.2	12/9/2013 19:06	61.1	14/9/2013 20:11	59.3	15/9/2013 13:16	62.2
8/9/2013 7:56	58.2	8/9/2013 17:01	60.1	9/9/2013 22:06	63.5	12/9/2013 19:11	63.3	14/9/2013 20:16	61.3	15/9/2013 13:21	64.3
8/9/2013 8:01	59.1	8/9/2013 17:06	61.4	9/9/2013 22:11	64.2	12/9/2013 19:16	63.2	14/9/2013 20:21	59.3	15/9/2013 13:26	65.0
8/9/2013 8:06	60.3	8/9/2013 17:11	60.8	9/9/2013 22:16	63.7	12/9/2013 19:21	62.7	14/9/2013 20:26	56.7	15/9/2013 13:31	65.2
8/9/2013 8:11	62.3	8/9/2013 17:16	61.4	9/9/2013 22:21	62.9	12/9/2013 19:26	61.9	14/9/2013 20:31	56.3	15/9/2013 13:36	64.3
8/9/2013 8:16	61.9	8/9/2013 17:21	62.2	9/9/2013 22:26	61.4	12/9/2013 19:31	63.7	14/9/2013 20:36	59.2	15/9/2013 13:41	65.4
8/9/2013 8:21	62.2	8/9/2013 17:26	60.6	9/9/2013 22:31	61.5	12/9/2013 19:36	59.7	14/9/2013 20:41	59.3	15/9/2013 13:46	65.4
8/9/2013 8:26	63.2	8/9/2013 17:31	62.3	9/9/2013 22:36	61.9	12/9/2013 19:41	59.8	14/9/2013 20:46	56.0	15/9/2013 13:51	65.2
8/9/2013 8:31	62.8	8/9/2013 17:36	61.0	9/9/2013 22:41	60.9	12/9/2013 19:46	63.1	14/9/2013 20:51	58.6	15/9/2013 13:56	65.0
8/9/2013 8:36	62.6	8/9/2013 17:41	62.5	9/9/2013 22:46	61.2	12/9/2013 19:51	61.7	14/9/2013 20:56	59.6	15/9/2013 14:01	65.2
8/9/2013 8:41	64.2	8/9/2013 17:46	58.4	9/9/2013 22:51	60.7	12/9/2013 19:56	61.3	14/9/2013 21:01	56.1	15/9/2013 14:06	64.7
8/9/2013 8:46	64.2	8/9/2013 17:51	54.4	9/9/2013 22:56	62.6	12/9/2013 20:01	59.7	14/9/2013 21:06	57.6	15/9/2013 14:11	63.7
8/9/2013 8:51	64.2	8/9/2013 17:56	60.4	10/9/2013 19:01	62.1	12/9/2013 20:06	59.9	14/9/2013 21:11	61.0	15/9/2013 14:16	63.3
8/9/2013 8:56	55.5	8/9/2013 18:01	58.5	10/9/2013 19:06	61.1	12/9/2013 20:11	57.7	14/9/2013 21:16	58.3	15/9/2013 14:21	64.3
8/9/2013 9:01	64.5	8/9/2013 18:06	60.1	10/9/2013 19:11	63.6	12/9/2013 20:16	59.3	14/9/2013 21:21	47.9	15/9/2013 14:26	63.7
8/9/2013 9:06	63.4	8/9/2013 18:11	60.3	10/9/2013 19:16	61.6	12/9/2013 20:21	60.3	14/9/2013 21:26	56.3	15/9/2013 14:31	63.8
8/9/2013 9:11	64.7	8/9/2013 18:16	61.2	10/9/2013 19:21	60.5	12/9/2013 20:26	59.4	14/9/2013 21:31	58.4	15/9/2013 14:36	64.5
8/9/2013 9:16	65.2	8/9/2013 18:21	60.1	10/9/2013 19:26	62.3	12/9/2013 20:31	61.0	14/9/2013 21:36	60.4	15/9/2013 14:41	62.6
8/9/2013 9:21	64.7	8/9/2013 18:26	55.2	10/9/2013 19:31	61.1	12/9/2013 20:36	63.6	14/9/2013 21:41	60.6	15/9/2013 14:46	60.1
8/9/2013 9:26	65.2	8/9/2013 18:31	59.5	10/9/2013 19:36	61.1	12/9/2013 20:41	60.3	14/9/2013 21:46	60.2	15/9/2013 14:51	62.5
8/9/2013 9:31	64.6	8/9/2013 18:36	58.5	10/9/2013 19:41	62.3	12/9/2013 20:46	61.9	14/9/2013 21:51	58.4	15/9/2013 14:56	63.5
8/9/2013 9:36	64.1	8/9/2013 18:41	60.1	10/9/2013 19:46	61.9	12/9/2013 20:51	58.0	14/9/2013 21:56	58.8	15/9/2013 15:01	64.7
8/9/2013 9:41	64.4	8/9/2013 18:46	60.2	10/9/2013 19:51	62.7	12/9/2013 20:56	60.1	14/9/2013 22:01	56.7	15/9/2013 15:06	62.6
8/9/2013 9:46	63.8	8/9/2013 18:51	59.0	10/9/2013 19:56	60.9	12/9/2013 21:01	60.2	14/9/2013 22:06	58.6	15/9/2013 15:11	63.8
8/9/2013 9:51	64.1	8/9/2013 18:56	61.1	10/9/2013 20:01	61.5	12/9/2013 21:06	60.5	14/9/2013 22:11	56.2	15/9/2013 15:16	63.1
8/9/2013 9:56	64.4	8/9/2013 19:01	58.6	10/9/2013 20:06	59.7	12/9/2013 21:11	58.2	14/9/2013 22:16	57.5	15/9/2013 15:21	63.3
8/9/2013 10:01	63.4	8/9/2013 19:06	59.4	10/9/2013 20:11	60.3	12/9/2013 21:16	61.4	14/9/2013 22:21	55.9	15/9/2013 15:26	62.6
8/9/2013 10:06	64.5	8/9/2013 19:11	58.4	10/9/2013 20:16	58.4	12/9/2013 21:21	61.4	14/9/2013 22:26	56.7	15/9/2013 15:31	64.3
8/9/2013 10:11	64.1	8/9/2013 19:16	60.0	10/9/2013 20:21	57.7	12/9/2013 21:26	61.4	14/9/2013 22:31	66.4	15/9/2013 15:36	64.3
8/9/2013 10:16	64.6	8/9/2013 19:21	61.0	10/9/2013 20:26	61.3	12/9/2013 21:31	61.7	14/9/2013 22:36	58.6	15/9/2013 15:41	65.0
8/9/2013 10:21	62.9	8/9/2013 19:26	60.7	10/9/2013 20:31	61.3	12/9/2013 21:36	60.5	14/9/2013 22:41	59.7	15/9/2013 15:46	65.3
8/9/2013 10:26	63.4	8/9/2013 19:31	61.0	10/9/2013 20:36	60.5	12/9/2013 21:41	61.0	14/9/2013 22:46	66.4	15/9/2013 15:51	64.1
8/9/2013 10:31	64.5	8/9/2013 19:36	56.3	10/9/2013 20:41	60.4	12/9/2013 21:46	62.2	14/9/2013 22:51	52.2	15/9/2013 15:56	65.3
8/9/2013 10:36	62.9	8/9/2013 19:41	60.2	10/9/2013 20:46	58.0	12/9/2013 21:51	61.6	14/9/2013 22:56	56.7	15/9/2013 16:01	64.2
8/9/2013 10:41	62.9	8/9/2013 19:46	55.5	10/9/2013 20:51	65.6	12/9/2013 21:56	61.6	15/9/2013 7:01	61.7	15/9/2013 16:06	65.1
8/9/2013 10:46	63.2	8/9/2013 19:51	51.3	10/9/2013 20:56	65.3	12/9/2013 22:01	62.2	15/9/2013 7:06	62.8	15/9/2013 16:11	64.3
8/9/2013 10:51	63.5	8/9/2013 19:56	60.9	10/9/2013 21:01	63.6	12/9/2013 22:06	60.5	15/9/2013 7:11	61.2	15/9/2013 16:16	64.8
8/9/2013 10:56	61.4	8/9/2013 20:01	57.9	10/9/2013 21:06	64.3	12/9/2013 22:11	57.9	15/9/2013 7:16	62.8	15/9/2013 16:21	64.7
8/9/2013 11:01	62.5	8/9/2013 20:06	51.0	10/9/2013 21:11	63.0	12/9/2013 22:16	59.2	15/9/2013 7:21	63.7	15/9/2013 16:26	65.0
8/9/2013 11:06	64.0	8/9/2013 20:11	53.9	10/9/2013 21:16	62.9	12/9/2013 22:21	62.2	15/9/2013 7:26	63.6	15/9/2013 16:31	64.4
8/9/2013 11:11	63.9	8/9/2013 20:16	58.9	10/9/2013 21:21	64.1	12/9/2013 22:26	54.4	15/9/2013 7:31	64.0	15/9/2013 16:36	66.8
8/9/2013 11:16	63.6	8/9/2013 20:21	66.5	10/9/2013 21:26	64.8	12/9/2013 22:31	53.2	15/9/2013 7:36	64.0	15/9/2013 16:41	65.4
8/9/2013 11:21	63.4	8/9/2013 20:26	57.7	10/9/2013 21:31	65.6	12/9/2013 22:36	60.0	15/9/2013 7:41	64.6	15/9/2013 16:46	65.2
8/9/2013 11:26	65.4	8/9/2013 20:31	59.0	10/9/2013 21:36	65.2	12/9/2013 22:41	58.4	15/9/2013 7:46	64.9	15/9/2013 16:51	64.6
8/9/2013 11:31	62.3	8/9/2013 20:36	44.9	10/9/2013 21:41	65.3	12/9/2013 22:46	56.8	15/9/2013 7:51	64.3	15/9/2013 16:56	64.3
8/9/2013 11:36	62.7	8/9/2013 20:41	49.2	10/9/2013 21:46	64.4	12/9/2013 22:51	53.9	15/9/2013 7:56	64.4	15/9/2013 17:01	62.8
8/9/2013 11:41	62.4	8/9/2013 20:46	53.9	10/9/2013 21:51	64.4	12/9/2013 22:56	66.3	15/9/2013 8:01	64.8	15/9/2013 17:06	62.6
8/9/2013 11:46	55.6	8/9/2013 20:51	40.1	10/9/2013 21:56	65.5	13/9/2013 19:01	63.3	15/9/2013 8:06	63.5	15/9/2013 17:11	62.2
8/9/2013 11:51	66.1	8/9/2013 20:56	65.7	10/9/2013 22:01	64.8	13/9/2013 19:06	63.3	15/9/2013 8:11	63.0	15/9/2013 17:16	62.3
8/9/2013 11:56	57.9	8/9/2013 21:01	65.8	10/9/2013 22:06	65.4	13/9/2013 19:11	59.7	15/9/2013 8:16	59.9	15/9/2013 17:21	63.4
8/9/2013 12:01	62.4	8/9/2013 21:06	66.0	10/9/2013 22:11	65.2	13/9/2013 19:16	58.3	15/9/2013 8:21	65.9	15/9/2013 17:26	62.2
8/9/2013 12:06	62.8	8/9/2013 21:11	66.0	10/9/2013 22:16	64.6	13/9/2013 19:21	60.3	15/9/2013 8:26	64.9	15/9/2013 17:31	62.2
8/9/2013 12:11	62.5	8/9/2013 21:16	66.3	10/9/2013 22:21	64.9	13/9/2013 19:26	58.0	15/9/2013 8:31	65.8	15/9/2013 17:36	62.5
8/9/2013 12:16	61.7	8/9/2013 21:21	66.1	10/9/2013 22:26	65.2	13/9/2013 19:31	55.6	15/9/2013 8:36	65.5	15/9/2013 17:41	61.0
8/9/2013 12:21	63.0	8/9/2013 21:26	66.2	10/9/2013 22:31	65.6	13/9/2013 19:36	58.7	15/9/2013 8:41	65.5	15/9/2013 17:46	61.2
8/9/2013 12:26	61.8	8/9/2013 21:31	66.4	10/9/2013 22:36	64.7	13/9/2013 19:41	58.8	15/9/2013 8:46	65.9	15/9/2013 17:51	62.7
8/9/2013 12:31	63.6	8/9/2013 21:36	66.0	10/9/2013 22:41	64.0	13/9/2013 19:46	57.1	15/9/2013 8:51	58.0	15/9/2013 17:56	61.8
8/9/2013 12:36	62.9	8/9/2013 21:41	51.7	10/9/2013 22:46	64.6	13/9/2013 19:51	59.3	15/9/2013 8:56	65.8	15/9/2013 18:01	59.9
8/9/2013 12:41	62.1	8/9/2013 21:46	49.7	10/9/2013 22:51	64.9	13/9/2013 19:56	56.8	15/9/2013 9:01	65.8	15/9/2013 18:06	61.0
8/9/2013 12:46	62.4	8/9/2013 21:51	50.6	10/9/2013 22:56	65.1	13/9/2013 20:01	54.4	15/9/2013 9:06	65.9	15/9/2013 18:11	62.6
8/9/2013 12:51	61.8	8/9/2013 21:56	66.2	11/9/2013 19:01	63.6	13/9/2013 20:06	51.3	15/9/2013 9:11	66.1	15/9/2013 18:16	61.8
8/9/2013 12:56	61.8	8/9/2013 22:01	50.2	11/9/2013 19:06	62.2	13/9/2013 20:11	59.9	15/9/2013 9:16	66.4	15/9/2013 18:21	61.7
8/9/2013 13:01	62.0	8/9/2013 22:06	66.4	11/9/2013 19:11	63.6	13/9/2013 20:16	61.1	15/9/2013 9:21	61.3	15/9/2013 18:26	62.4
8/9/2013 13:06	63.9	8/9/2013 22:11	59.3	11/9/2013 19:16	63.0	13/9/2013 20:21	62.0	15/9/2013 9:26	60.7	15/9/2013 18:31</	

Real-time Noise Data	RTN3 (Po Leung Kuk Yu Lee Mo Fan Memorial School)										
15/9/2013 21:51	47.1	17/9/2013 22:56	61.1	20/9/2013 8:01	65.5	20/9/2013 17:06	58.4	21/9/2013 22:11	50.2	22/9/2013 15:16	63.2
15/9/2013 21:56	53.7	18/9/2013 19:01	63.9	20/9/2013 8:06	65.7	20/9/2013 17:11	66.5	21/9/2013 22:16	56.7	22/9/2013 15:21	62.4
15/9/2013 22:01	57.1	18/9/2013 19:06	64.7	20/9/2013 8:11	65.1	20/9/2013 17:16	60.4	21/9/2013 22:21	53.7	22/9/2013 15:26	63.1
15/9/2013 22:06	66.3	18/9/2013 19:11	64.5	20/9/2013 8:16	66.0	20/9/2013 17:21	63.6	21/9/2013 22:26	55.0	22/9/2013 15:31	64.4
15/9/2013 22:11	49.2	18/9/2013 19:16	65.4	20/9/2013 8:21	65.6	20/9/2013 17:26	59.6	21/9/2013 22:31	66.5	22/9/2013 15:36	64.9
15/9/2013 22:16	53.9	18/9/2013 19:21	64.1	20/9/2013 8:26	65.6	20/9/2013 17:31	58.1	21/9/2013 22:36	63.7	22/9/2013 15:41	65.0
15/9/2013 22:21	53.9	18/9/2013 19:26	65.9	20/9/2013 8:31	65.9	20/9/2013 17:36	57.9	21/9/2013 22:41	59.7	22/9/2013 15:46	64.5
15/9/2013 22:26	66.4	18/9/2013 19:31	63.5	20/9/2013 8:36	66.1	20/9/2013 17:41	58.4	21/9/2013 22:46	66.2	22/9/2013 15:51	64.4
15/9/2013 22:31	66.2	18/9/2013 19:36	63.2	20/9/2013 8:41	66.1	20/9/2013 17:46	57.2	21/9/2013 22:51	58.2	22/9/2013 15:56	63.7
15/9/2013 22:36	49.7	18/9/2013 19:41	64.2	20/9/2013 8:46	66.5	20/9/2013 17:51	58.7	21/9/2013 22:56	66.4	22/9/2013 16:01	64.1
15/9/2013 22:41	57.1	18/9/2013 19:46	63.3	20/9/2013 8:51	66.4	20/9/2013 17:56	58.7	22/9/2013 7:01	65.0	22/9/2013 16:06	64.0
15/9/2013 22:46	58.5	18/9/2013 19:51	63.1	20/9/2013 8:56	65.9	20/9/2013 18:01	53.7	22/9/2013 7:06	64.7	22/9/2013 16:11	64.0
15/9/2013 22:51	43.1	18/9/2013 19:56	63.6	20/9/2013 9:01	65.9	20/9/2013 18:06	61.5	22/9/2013 7:11	64.9	22/9/2013 16:16	64.8
15/9/2013 22:56	66.5	18/9/2013 20:01	62.3	20/9/2013 9:06	65.9	20/9/2013 18:11	57.5	22/9/2013 7:16	65.8	22/9/2013 16:21	63.8
16/9/2013 19:01	65.1	18/9/2013 20:06	63.1	20/9/2013 9:11	66.2	20/9/2013 18:16	49.2	22/9/2013 7:21	64.7	22/9/2013 16:26	62.9
16/9/2013 19:06	62.9	18/9/2013 20:11	62.9	20/9/2013 9:16	66.3	20/9/2013 18:21	60.4	22/9/2013 7:26	64.8	22/9/2013 16:31	63.4
16/9/2013 19:11	64.9	18/9/2013 20:16	62.4	20/9/2013 9:21	66.1	20/9/2013 18:26	58.4	22/9/2013 7:31	64.7	22/9/2013 16:36	64.0
16/9/2013 19:16	65.7	18/9/2013 20:21	61.4	20/9/2013 9:26	54.6	20/9/2013 18:31	58.6	22/9/2013 7:36	65.4	22/9/2013 16:41	65.4
16/9/2013 19:21	64.5	18/9/2013 20:26	60.7	20/9/2013 9:31	54.4	20/9/2013 18:36	54.4	22/9/2013 7:41	65.6	22/9/2013 16:46	64.0
16/9/2013 19:26	64.3	18/9/2013 20:31	61.2	20/9/2013 9:36	57.3	20/9/2013 18:41	60.3	22/9/2013 7:46	65.6	22/9/2013 16:51	63.9
16/9/2013 19:31	63.2	18/9/2013 20:36	62.7	20/9/2013 9:41	50.2	20/9/2013 18:46	58.3	22/9/2013 7:51	65.7	22/9/2013 16:56	62.6
16/9/2013 19:36	62.6	18/9/2013 20:41	66.6	20/9/2013 9:46	50.6	20/9/2013 18:51	55.2	22/9/2013 7:56	65.5	22/9/2013 17:01	62.2
16/9/2013 19:41	62.2	18/9/2013 20:46	61.9	20/9/2013 9:51	66.0	20/9/2013 18:56	56.1	22/9/2013 8:01	64.9	22/9/2013 17:06	60.8
16/9/2013 19:46	63.2	18/9/2013 20:51	60.5	20/9/2013 9:56	59.4	20/9/2013 19:01	57.5	22/9/2013 8:06	65.6	22/9/2013 17:11	64.2
16/9/2013 19:51	63.1	18/9/2013 20:56	60.3	20/9/2013 10:01	54.0	20/9/2013 19:06	57.8	22/9/2013 8:11	65.2	22/9/2013 17:16	63.5
16/9/2013 19:56	63.5	18/9/2013 21:01	62.7	20/9/2013 10:06	66.4	20/9/2013 19:11	59.3	22/9/2013 8:16	65.6	22/9/2013 17:21	61.8
16/9/2013 20:01	61.6	18/9/2013 21:06	62.2	20/9/2013 10:11	55.7	20/9/2013 19:16	58.2	22/9/2013 8:21	65.5	22/9/2013 17:26	63.7
16/9/2013 20:06	63.0	18/9/2013 21:11	61.7	20/9/2013 10:16	58.2	20/9/2013 19:21	57.3	22/9/2013 8:26	66.1	22/9/2013 17:31	62.6
16/9/2013 20:11	62.9	18/9/2013 21:16	60.8	20/9/2013 10:21	54.4	20/9/2013 19:26	55.9	22/9/2013 8:31	65.5	22/9/2013 17:36	62.7
16/9/2013 20:16	63.1	18/9/2013 21:21	60.0	20/9/2013 10:26	55.0	20/9/2013 19:31	56.1	22/9/2013 8:36	65.6	22/9/2013 17:41	62.3
16/9/2013 20:21	62.3	18/9/2013 21:26	61.0	20/9/2013 10:31	58.6	20/9/2013 19:36	47.1	22/9/2013 8:41	65.8	22/9/2013 17:46	62.4
16/9/2013 20:26	63.2	18/9/2013 21:31	61.8	20/9/2013 10:36	56.5	20/9/2013 19:41	66.5	22/9/2013 8:46	66.4	22/9/2013 17:51	61.3
16/9/2013 20:31	63.0	18/9/2013 21:36	61.7	20/9/2013 10:41	57.6	20/9/2013 19:46	56.1	22/9/2013 8:51	66.4	22/9/2013 17:56	61.1
16/9/2013 20:36	62.7	18/9/2013 21:41	62.7	20/9/2013 10:46	54.9	20/9/2013 19:51	51.0	22/9/2013 8:56	55.0	22/9/2013 18:01	61.0
16/9/2013 20:41	63.0	18/9/2013 21:46	60.7	20/9/2013 10:51	56.9	20/9/2013 19:56	43.1	22/9/2013 9:01	65.7	22/9/2013 18:06	59.5
16/9/2013 20:46	62.8	18/9/2013 21:51	61.1	20/9/2013 10:56	59.9	20/9/2013 20:01	66.1	22/9/2013 9:06	66.2	22/9/2013 18:11	61.7
16/9/2013 20:51	63.3	18/9/2013 21:56	59.6	20/9/2013 11:01	47.1	20/9/2013 20:06	66.4	22/9/2013 9:11	65.9	22/9/2013 18:16	62.0
16/9/2013 20:56	61.5	18/9/2013 22:01	59.0	20/9/2013 11:06	56.3	20/9/2013 20:11	66.5	22/9/2013 9:16	56.1	22/9/2013 18:21	62.5
16/9/2013 21:01	61.8	18/9/2013 22:06	61.1	20/9/2013 11:11	54.2	20/9/2013 20:16	66.2	22/9/2013 9:21	56.8	22/9/2013 18:26	61.8
16/9/2013 21:06	61.8	18/9/2013 22:11	63.0	20/9/2013 11:16	57.5	20/9/2013 20:21	66.2	22/9/2013 9:26	66.3	22/9/2013 18:31	59.5
16/9/2013 21:11	63.4	18/9/2013 22:16	58.0	20/9/2013 11:21	57.3	20/9/2013 20:26	65.9	22/9/2013 9:31	56.0	22/9/2013 18:36	59.6
16/9/2013 21:16	64.1	18/9/2013 22:21	60.8	20/9/2013 11:26	58.5	20/9/2013 20:31	66.1	22/9/2013 9:36	57.0	22/9/2013 18:41	60.6
16/9/2013 21:21	63.1	18/9/2013 22:26	61.2	20/9/2013 11:31	57.1	20/9/2013 20:36	66.1	22/9/2013 9:41	57.7	22/9/2013 18:46	60.7
16/9/2013 21:26	62.4	18/9/2013 22:31	62.0	20/9/2013 11:36	56.6	20/9/2013 20:41	53.7	22/9/2013 9:46	40.1	22/9/2013 18:51	56.3
16/9/2013 21:31	62.2	18/9/2013 22:36	60.2	20/9/2013 11:41	60.6	20/9/2013 20:46	65.9	22/9/2013 9:51	56.1	22/9/2013 18:56	57.7
16/9/2013 21:36	63.9	18/9/2013 22:41	62.3	20/9/2013 11:46	56.2	20/9/2013 20:51	66.0	22/9/2013 9:56	54.9	22/9/2013 19:01	58.0
16/9/2013 21:41	62.1	18/9/2013 22:46	61.3	20/9/2013 11:51	57.5	20/9/2013 20:56	66.4	22/9/2013 10:01	66.0	22/9/2013 19:06	56.7
16/9/2013 21:46	63.1	18/9/2013 22:51	63.8	20/9/2013 11:56	60.8	20/9/2013 21:01	65.8	22/9/2013 10:06	54.9	22/9/2013 19:11	62.4
16/9/2013 21:51	62.7	18/9/2013 22:56	60.7	20/9/2013 12:01	57.3	20/9/2013 21:06	55.7	22/9/2013 10:11	66.1	22/9/2013 19:16	61.2
16/9/2013 21:56	59.5	19/9/2013 19:01	65.6	20/9/2013 12:06	59.6	20/9/2013 21:11	66.4	22/9/2013 10:16	66.3	22/9/2013 19:21	65.1
16/9/2013 22:01	56.0	19/9/2013 19:06	66.0	20/9/2013 12:11	54.7	20/9/2013 21:16	65.9	22/9/2013 10:21	66.2	22/9/2013 19:26	62.7
16/9/2013 22:06	65.8	19/9/2013 19:11	66.0	20/9/2013 12:16	56.9	20/9/2013 21:21	66.2	22/9/2013 10:26	51.0	22/9/2013 19:31	62.4
16/9/2013 22:11	65.5	19/9/2013 19:16	65.9	20/9/2013 12:21	57.1	20/9/2013 21:26	66.4	22/9/2013 10:31	66.4	22/9/2013 19:36	58.9
16/9/2013 22:16	65.8	19/9/2013 19:21	65.7	20/9/2013 12:26	58.4	20/9/2013 21:31	66.0	22/9/2013 10:36	60.4	22/9/2013 19:41	55.9
16/9/2013 22:21	62.3	19/9/2013 19:26	65.5	20/9/2013 12:31	61.3	20/9/2013 21:36	66.5	22/9/2013 10:41	66.3	22/9/2013 19:46	52.0
16/9/2013 22:26	62.5	19/9/2013 19:31	65.7	20/9/2013 12:36	54.0	20/9/2013 21:41	52.8	22/9/2013 10:46	66.5	22/9/2013 19:51	66.0
16/9/2013 22:31	62.3	19/9/2013 19:36	65.8	20/9/2013 12:41	57.2	20/9/2013 21:46	54.0	22/9/2013 10:51	56.6	22/9/2013 19:56	66.1
16/9/2013 22:36	60.4	19/9/2013 19:41	44.9	20/9/2013 12:46	63.1	20/9/2013 21:51	56.2	22/9/2013 10:56	59.7	22/9/2013 20:01	53.9
16/9/2013 22:41	57.1	19/9/2013 19:46	57.2	20/9/2013 12:51	60.3	20/9/2013 21:56	53.4	22/9/2013 11:01	57.3	22/9/2013 20:06	58.9
16/9/2013 22:46	56.8	19/9/2013 19:51	57.5	20/9/2013 12:56	60.8	20/9/2013 22:01	49.2	22/9/2013 11:06	59.1	22/9/2013 20:11	62.7
16/9/2013 22:51	56.8	19/9/2013 19:56	57.2	20/9/2013 13:01	58.0	20/9/2013 22:06	47.1	22/9/2013 11:11	59.7	22/9/2013 20:16	60.3
16/9/2013 22:56	66.4	19/9/2013 20:01	54.7	20/9/2013 13:06	60.8	20/9/2013 22:11	53.0	22/9/2013 11:16	62.3	22/9/2013 20:21	56.7
17/9/2013 19:01	66.4	19/9/2013 20:06	54.2	20/9/2013 13:11	51.7	20/9/2013 22:16	50.6	22/9/2013 11:21	59.8	22/9/2013 20:26	46.2
17/9/2013 19:06	60.6	19/9/2013 20:11	57.9	20/9/2013 13:16	60.1	20/9/2013 22:21	51.0	22/9/2013 11:26	60.0	22/9/2013 20:31	67.0
17/9/2013 19:11	62.7	19/9/2013 20:16	55.0	20/9/2013 13:21	57.8	20/9/2013 22:26	56.9	22/9/2013 11:31	60.9	22/9/2013 20:36	69.1
17/9/2013 19:16	65.0	19/9/2013 20:21	57.1	20/9/2013 13:26	58.9	20/9/2013 22:31	53.0	22/9/2013 11:36	59.3	22/9/2013 20:41	66.5
17/9/2013 19:21	66.2	19/9/2013 20:26	55.3	20/9/2013 13:31	50.2	20/9/2013 22:36	47.9	22/9/2013 11:41	61.1	22/9/2013 20:46	67.5
17/9/2013 19:26	65.6	19/9/2013 20:31	47.9	20/9/2013 13:36	56.9	20/9/2013 22:41	58.9	22/9/2013 11:46	60.3	22/9/2013 20:51	62.2
17/9/2013 19:31	66.4	19/9/2013 20:36	51.3	20/9/2013 13:41	56.2	20/9/2013 22:46	66.2	22/9/2013 11:51	61.9	22/9/2013 20:56	66.5
17/9											

Real-time Noise Data		RTN3 (Po Leung Kuk Yu Lee Mo Fan Memorial School)									
23/9/2013 20:21	61.9	25/9/2013 21:26	58.9	27/9/2013 22:31	57.2	29/8/2013 0:21	62.0	30/8/2013 1:26	55.2	31/8/2013 2:31	61.4
23/9/2013 20:26	61.3	25/9/2013 21:31	61.4	27/9/2013 22:36	60.7	29/8/2013 0:26	61.5	30/8/2013 1:31	46.8	31/8/2013 2:36	59.8
23/9/2013 20:31	66.0	25/9/2013 21:36	59.4	27/9/2013 22:41	58.5	29/8/2013 0:31	62.9	30/8/2013 1:36	55.5	31/8/2013 2:41	62.4
23/9/2013 20:36	59.3	25/9/2013 21:41	59.6	27/9/2013 22:46	56.6	29/8/2013 0:36	60.1	30/8/2013 1:41	47.2	31/8/2013 2:46	59.7
23/9/2013 20:41	61.0	25/9/2013 21:46	61.0	27/9/2013 22:51	56.0	29/8/2013 0:41	61.3	30/8/2013 1:46	62.2	31/8/2013 2:51	59.4
23/9/2013 20:46	59.7	25/9/2013 21:51	60.3	27/9/2013 22:56	49.2	29/8/2013 0:46	61.0	30/8/2013 1:51	59.7	31/8/2013 2:56	58.8
23/9/2013 20:51	60.5	25/9/2013 21:56	61.3			29/8/2013 0:51	58.5	30/8/2013 1:56	60.9	31/8/2013 3:01	61.8
23/9/2013 20:56	62.4	25/9/2013 22:01	59.6			29/8/2013 0:56	58.7	30/8/2013 2:01	61.4	31/8/2013 3:06	55.9
23/9/2013 21:01	58.9	25/9/2013 22:06	57.7			29/8/2013 1:01	61.4	30/8/2013 2:06	62.5	31/8/2013 3:11	56.7
23/9/2013 21:06	60.5	25/9/2013 22:11	57.1			29/8/2013 1:06	58.6	30/8/2013 2:11	61.4	31/8/2013 3:16	54.1
23/9/2013 21:11	63.4	25/9/2013 22:16	60.4	28/8/2013 0:01	62.9	29/8/2013 1:11	57.6	30/8/2013 2:16	58.9	31/8/2013 3:21	50.0
23/9/2013 21:16	60.3	25/9/2013 22:21	59.0	28/8/2013 0:06	63.1	29/8/2013 1:16	58.4	30/8/2013 2:21	57.8	31/8/2013 3:26	63.0
23/9/2013 21:21	61.2	25/9/2013 22:26	59.1	28/8/2013 0:11	65.8	29/8/2013 1:21	56.0	30/8/2013 2:26	45.8	31/8/2013 3:31	62.9
23/9/2013 21:26	61.4	25/9/2013 22:31	57.2	28/8/2013 0:16	62.7	29/8/2013 1:26	55.5	30/8/2013 2:31	58.0	31/8/2013 3:36	52.7
23/9/2013 21:31	61.1	25/9/2013 22:36	51.0	28/8/2013 0:21	61.0	29/8/2013 1:31	58.2	30/8/2013 2:36	58.2	31/8/2013 3:41	52.3
23/9/2013 21:36	59.5	25/9/2013 22:41	58.0	28/8/2013 0:26	62.9	29/8/2013 1:36	55.9	30/8/2013 2:41	57.4	31/8/2013 3:46	46.8
23/9/2013 21:41	58.1	25/9/2013 22:46	60.6	28/8/2013 0:31	61.9	29/8/2013 1:41	45.8	30/8/2013 2:46	63.1	31/8/2013 3:51	50.5
23/9/2013 21:46	60.5	25/9/2013 22:51	49.2	28/8/2013 0:36	62.1	29/8/2013 1:46	62.3	30/8/2013 2:51	48.8	31/8/2013 3:56	63.0
23/9/2013 21:51	58.4	25/9/2013 22:56	58.7	28/8/2013 0:41	62.6	29/8/2013 1:51	55.3	30/8/2013 2:56	53.2	31/8/2013 4:01	51.9
23/9/2013 21:56	60.8	25/9/2013 23:01	66.3	28/8/2013 0:46	57.6	29/8/2013 1:56	62.7	30/8/2013 3:01	51.2	31/8/2013 4:06	63.0
23/9/2013 22:01	58.6	26/9/2013 19:01	66.3	28/8/2013 0:51	61.2	29/8/2013 2:01	62.9	30/8/2013 3:06	54.7	31/8/2013 4:11	55.3
23/9/2013 22:06	56.6	26/9/2013 19:06	57.0	28/8/2013 0:56	60.3	29/8/2013 2:06	63.1	30/8/2013 3:11	63.1	31/8/2013 4:16	57.6
23/9/2013 22:11	58.9	26/9/2013 19:11	57.1	28/8/2013 1:01	59.3	29/8/2013 2:11	62.7	30/8/2013 3:16	53.6	31/8/2013 4:21	57.3
23/9/2013 22:16	59.2	26/9/2013 19:16	62.4	28/8/2013 1:06	57.9	29/8/2013 2:16	61.6	30/8/2013 3:21	62.6	31/8/2013 4:26	59.5
23/9/2013 22:21	60.4	26/9/2013 19:21	65.3	28/8/2013 1:11	59.1	29/8/2013 2:21	62.7	30/8/2013 3:26	39.7	31/8/2013 4:31	59.5
23/9/2013 22:26	54.9	26/9/2013 19:26	63.7	28/8/2013 1:16	58.8	29/8/2013 2:26	62.3	30/8/2013 3:31	62.0	31/8/2013 4:36	58.9
23/9/2013 22:31	62.0	26/9/2013 19:31	64.3	28/8/2013 1:21	55.4	29/8/2013 2:31	62.3	30/8/2013 3:36	62.8	31/8/2013 4:41	57.7
23/9/2013 22:36	58.3	26/9/2013 19:36	64.2	28/8/2013 1:26	56.4	29/8/2013 2:36	62.3	30/8/2013 3:41	62.4	31/8/2013 4:46	59.1
23/9/2013 22:41	59.3	26/9/2013 19:41	63.6	28/8/2013 1:31	56.5	29/8/2013 2:41	62.4	30/8/2013 3:46	63.0	31/8/2013 4:51	57.8
23/9/2013 22:46	57.0	26/9/2013 19:46	63.1	28/8/2013 1:36	57.7	29/8/2013 2:46	61.8	30/8/2013 3:51	52.6	31/8/2013 4:56	59.7
23/9/2013 22:51	59.3	26/9/2013 19:51	60.3	28/8/2013 1:41	55.5	29/8/2013 2:51	62.1	30/8/2013 3:56	62.5	31/8/2013 5:01	59.4
23/9/2013 22:56	66.4	26/9/2013 19:56	62.2	28/8/2013 1:46	62.2	29/8/2013 2:56	61.8	30/8/2013 4:01	62.4	31/8/2013 5:06	61.8
24/9/2013 19:01	63.5	26/9/2013 20:01	60.8	28/8/2013 1:51	63.0	29/8/2013 3:01	61.4	30/8/2013 4:06	61.6	31/8/2013 5:11	60.6
24/9/2013 19:06	62.7	26/9/2013 20:06	59.3	28/8/2013 1:56	62.8	29/8/2013 3:06	61.7	30/8/2013 4:11	62.4	31/8/2013 5:16	65.0
24/9/2013 19:11	61.8	26/9/2013 20:11	61.9	28/8/2013 2:01	62.6	29/8/2013 3:11	61.9	30/8/2013 4:16	62.2	31/8/2013 5:21	61.5
24/9/2013 19:16	62.8	26/9/2013 20:16	61.8	28/8/2013 2:06	62.5	29/8/2013 3:16	61.8	30/8/2013 4:21	62.5	31/8/2013 5:26	59.7
24/9/2013 19:21	62.3	26/9/2013 20:21	63.5	28/8/2013 2:11	61.7	29/8/2013 3:21	60.7	30/8/2013 4:26	61.8	31/8/2013 5:31	61.9
24/9/2013 19:26	62.7	26/9/2013 20:26	62.9	28/8/2013 2:16	62.6	29/8/2013 3:26	61.8	30/8/2013 4:31	62.2	31/8/2013 5:36	62.5
24/9/2013 19:31	62.6	26/9/2013 20:31	60.7	28/8/2013 2:21	62.3	29/8/2013 3:31	60.5	30/8/2013 4:36	62.2	31/8/2013 5:41	62.3
24/9/2013 19:36	61.1	26/9/2013 20:36	62.7	28/8/2013 2:26	62.3	29/8/2013 3:36	61.5	30/8/2013 4:41	62.5	31/8/2013 5:46	65.1
24/9/2013 19:41	61.4	26/9/2013 20:41	64.2	28/8/2013 2:31	61.7	29/8/2013 3:41	62.3	30/8/2013 4:46	62.3	31/8/2013 5:51	63.5
24/9/2013 19:46	63.5	26/9/2013 20:46	64.1	28/8/2013 2:36	61.6	29/8/2013 3:46	61.3	30/8/2013 4:51	61.5	31/8/2013 5:56	62.8
24/9/2013 19:51	60.2	26/9/2013 20:51	64.2	28/8/2013 2:41	61.5	29/8/2013 3:51	60.2	30/8/2013 4:56	55.5	31/8/2013 6:01	62.2
24/9/2013 19:56	60.2	26/9/2013 20:56	64.5	28/8/2013 2:46	36.7	29/8/2013 3:56	60.2	30/8/2013 5:01	52.9	31/8/2013 6:06	62.7
24/9/2013 20:01	59.9	26/9/2013 21:01	63.8	28/8/2013 2:51	62.2	29/8/2013 4:01	62.4	30/8/2013 5:06	62.1	31/8/2013 6:11	64.3
24/9/2013 20:06	60.8	26/9/2013 21:06	63.9	28/8/2013 2:56	61.3	29/8/2013 4:06	60.8	30/8/2013 5:11	53.4	31/8/2013 6:16	63.9
24/9/2013 20:11	62.2	26/9/2013 21:11	64.7	28/8/2013 3:01	61.3	29/8/2013 4:11	61.2	30/8/2013 5:16	52.7	31/8/2013 6:21	64.0
24/9/2013 20:16	60.6	26/9/2013 21:16	64.8	28/8/2013 3:06	60.8	29/8/2013 4:16	60.2	30/8/2013 5:21	62.9	31/8/2013 6:26	65.0
24/9/2013 20:21	60.5	26/9/2013 21:21	65.3	28/8/2013 3:11	61.0	29/8/2013 4:21	60.3	30/8/2013 5:26	48.6	31/8/2013 6:31	64.3
24/9/2013 20:26	60.4	26/9/2013 21:26	64.8	28/8/2013 3:16	60.8	29/8/2013 4:26	60.7	30/8/2013 5:31	51.2	31/8/2013 6:36	64.9
24/9/2013 20:31	58.9	26/9/2013 21:31	64.6	28/8/2013 3:21	61.7	29/8/2013 4:31	60.5	30/8/2013 5:36	56.0	31/8/2013 6:41	66.3
24/9/2013 20:36	59.8	26/9/2013 21:36	64.1	28/8/2013 3:26	60.2	29/8/2013 4:36	60.2	30/8/2013 5:41	56.8	31/8/2013 6:46	65.7
24/9/2013 20:41	61.3	26/9/2013 21:41	63.7	28/8/2013 3:31	59.9	29/8/2013 4:41	60.8	30/8/2013 5:46	59.6	31/8/2013 6:51	65.7
24/9/2013 20:46	59.6	26/9/2013 21:46	63.8	28/8/2013 3:36	61.0	29/8/2013 4:46	60.9	30/8/2013 5:51	59.3	31/8/2013 6:56	65.9
24/9/2013 20:51	61.4	26/9/2013 21:51	65.4	28/8/2013 3:41	61.4	29/8/2013 4:51	61.4	30/8/2013 5:56	59.7	31/8/2013 7:01	67.0
24/9/2013 20:56	60.2	26/9/2013 21:56	64.1	28/8/2013 3:46	61.0	29/8/2013 4:56	62.0	30/8/2013 6:01	58.4	31/8/2013 7:06	67.1
24/9/2013 21:01	61.1	26/9/2013 22:01	63.7	28/8/2013 3:51	61.0	29/8/2013 5:01	61.0	30/8/2013 6:06	60.6	31/8/2013 7:11	67.3
24/9/2013 21:06	61.6	26/9/2013 22:06	64.0	28/8/2013 3:56	60.3	29/8/2013 5:06	62.1	30/8/2013 6:11	62.8	31/8/2013 7:16	67.1
24/9/2013 21:11	60.7	26/9/2013 22:11	62.6	28/8/2013 4:01	60.0	29/8/2013 5:11	62.0	30/8/2013 6:16	63.2	31/8/2013 7:21	66.9
24/9/2013 21:16	61.3	26/9/2013 22:16	63.0	28/8/2013 4:06	60.6	29/8/2013 5:16	61.8	30/8/2013 6:21	64.0	31/8/2013 7:26	67.7
24/9/2013 21:21	59.3	26/9/2013 22:21	62.6	28/8/2013 4:11	60.6	29/8/2013 5:21	61.4	30/8/2013 6:26	64.2	31/8/2013 7:31	67.3
24/9/2013 21:26	59.4	26/9/2013 22:26	63.0	28/8/2013 4:16	60.0	29/8/2013 5:26	60.8	30/8/2013 6:31	64.6	31/8/2013 7:36	67.1
24/9/2013 21:31	61.6	26/9/2013 22:31	61.2	28/8/2013 4:21	60.2	29/8/2013 5:31	61.6	30/8/2013 6:36	66.4	31/8/2013 7:41	66.9
24/9/2013 21:36	63.4	26/9/2013 22:36	61.2	28/8/2013 4:26	60.9	29/8/2013 5:36	61.9	30/8/2013 6:41	66.6	31/8/2013 7:46	66.4
24/9/2013 21:41	59.4	26/9/2013 22:41	62.8	28/8/2013 4:31	60.6	29/8/2013 5:41	61.7	30/8/2013 6:46	66.2	31/8/2013 7:51	67.0
24/9/2013 21:46	60.0	26/9/2013 22:46	61.8	28/8/2013 4:36	60.5	29/8/2013 5:46	62.9	30/8/2013 6:51	68.1	31/8/2013 7:56	67.2
24/9/2013 21:51	61.5	26/9/2013 22:51	63.8	28/8/2013 4:41	60.4	29/8/2013 5:51	63.0	30/8/2013 6:56	67.2	1/9/2013 0:01	66.7
24/9/2013 21:56	58.6	26/9/2013 22:56	62.5	28/8/2013 4:46	62.1	29/8/2013 5:56	47.9	30/8/2013 7:01	65.5	1/9/2013 0:06	66.9
24/9/2013 22:01	60.3	27/9/2013 19:01	64.0	28/8/2013 4:51	61.3	29/8/2013 6:01	52.1	30/8/2013 7:06	65.1	1/9/2013 0:11	66.6
24/9/2013 22:06	61.8	27/9/2013 19:06	55.2	28/8/2013 4:56	61.7	29/8/2013 6:06	54.2	30/8/2013 7:11	66.0	1/9/2013 0:16	67.1
24/9/2013 22:11	57.6	27/9/2013 19:11	61.0	28/8/2013 5:01	61.6	29/8/2013					

Real-time Noise Data		RTN3 (Po Leung Kuk Yu Lee Mo Fan Memorial School)									
1/9/2013 3:36	61.1	2/9/2013 4:41	61.5	3/9/2013 5:46	60.3	4/9/2013 6:51	66.0	5/9/2013 23:56	64.6	7/9/2013 1:01	60.2
1/9/2013 3:41	60.5	2/9/2013 4:46	59.2	3/9/2013 5:51	57.4	4/9/2013 6:56	66.3	5/9/2013 0:01	62.2	7/9/2013 1:06	58.0
1/9/2013 3:46	59.5	2/9/2013 4:51	61.5	3/9/2013 5:56	62.5	4/9/2013 23:01	70.0	6/9/2013 0:06	62.6	7/9/2013 1:11	55.9
1/9/2013 3:51	59.8	2/9/2013 4:56	61.0	3/9/2013 6:01	61.0	4/9/2013 23:06	70.6	6/9/2013 0:11	62.4	7/9/2013 1:16	55.3
1/9/2013 3:56	58.5	2/9/2013 5:01	61.0	3/9/2013 6:06	63.7	4/9/2013 23:11	70.8	6/9/2013 0:16	61.4	7/9/2013 1:21	60.0
1/9/2013 4:01	57.2	2/9/2013 5:06	62.2	3/9/2013 6:11	61.7	4/9/2013 23:16	70.7	6/9/2013 0:21	62.8	7/9/2013 1:26	58.6
1/9/2013 4:06	58.6	2/9/2013 5:11	61.4	3/9/2013 6:16	64.5	4/9/2013 23:21	70.6	6/9/2013 0:26	62.6	7/9/2013 1:31	54.8
1/9/2013 4:11	57.7	2/9/2013 5:16	62.8	3/9/2013 6:21	63.9	4/9/2013 23:26	71.5	6/9/2013 0:31	61.7	7/9/2013 1:36	62.7
1/9/2013 4:16	58.2	2/9/2013 5:21	62.1	3/9/2013 6:26	65.8	4/9/2013 23:31	71.0	6/9/2013 0:36	61.2	7/9/2013 1:41	54.5
1/9/2013 4:21	58.9	2/9/2013 5:26	62.0	3/9/2013 6:31	65.8	4/9/2013 23:36	69.6	6/9/2013 0:41	60.7	7/9/2013 1:46	57.3
1/9/2013 4:26	61.9	2/9/2013 5:31	62.4	3/9/2013 6:36	66.7	4/9/2013 23:41	67.7	6/9/2013 0:46	61.5	7/9/2013 1:51	52.8
1/9/2013 4:31	59.2	2/9/2013 5:36	62.8	3/9/2013 6:41	66.7	4/9/2013 23:46	68.1	6/9/2013 0:51	61.0	7/9/2013 1:56	63.0
1/9/2013 4:36	57.1	2/9/2013 5:41	49.6	3/9/2013 6:46	67.8	4/9/2013 23:51	68.9	6/9/2013 0:56	59.7	7/9/2013 2:01	45.8
1/9/2013 4:41	52.2	2/9/2013 5:46	51.0	3/9/2013 6:51	68.1	4/9/2013 23:56	69.7	6/9/2013 1:01	60.2	7/9/2013 2:06	42.8
1/9/2013 4:46	58.0	2/9/2013 5:51	53.6	3/9/2013 6:56	68.3	5/9/2013 0:01	69.3	6/9/2013 1:06	58.0	7/9/2013 2:11	47.9
1/9/2013 4:51	56.3	2/9/2013 5:56	55.3	3/9/2013 23:01	66.1	5/9/2013 0:06	70.0	6/9/2013 1:11	55.9	7/9/2013 2:16	62.4
1/9/2013 4:56	58.4	2/9/2013 6:01	55.7	3/9/2013 23:06	66.8	5/9/2013 0:11	69.4	6/9/2013 1:16	55.3	7/9/2013 2:21	62.9
1/9/2013 5:01	58.3	2/9/2013 6:06	59.8	3/9/2013 23:11	65.3	5/9/2013 0:16	69.2	6/9/2013 1:21	60.0	7/9/2013 2:26	62.8
1/9/2013 5:06	58.9	2/9/2013 6:11	61.9	3/9/2013 23:16	66.1	5/9/2013 0:21	68.6	6/9/2013 1:26	58.6	7/9/2013 2:31	61.5
1/9/2013 5:11	60.7	2/9/2013 6:16	62.3	3/9/2013 23:21	64.8	5/9/2013 0:26	67.5	6/9/2013 1:31	54.8	7/9/2013 2:36	62.0
1/9/2013 5:16	58.4	2/9/2013 6:21	62.4	3/9/2013 23:26	64.9	5/9/2013 0:31	67.1	6/9/2013 1:36	62.7	7/9/2013 2:41	61.8
1/9/2013 5:21	60.0	2/9/2013 6:26	63.3	3/9/2013 23:31	64.7	5/9/2013 0:36	67.0	6/9/2013 1:41	54.5	7/9/2013 2:46	61.8
1/9/2013 5:26	59.2	2/9/2013 6:31	64.6	3/9/2013 23:36	65.7	5/9/2013 0:41	67.6	6/9/2013 1:46	57.3	7/9/2013 2:51	62.6
1/9/2013 5:31	53.6	2/9/2013 6:36	64.2	3/9/2013 23:41	65.2	5/9/2013 0:46	68.6	6/9/2013 1:51	52.8	7/9/2013 2:56	61.9
1/9/2013 5:36	57.0	2/9/2013 6:41	65.3	3/9/2013 23:46	64.9	5/9/2013 0:51	69.2	6/9/2013 1:56	63.0	7/9/2013 3:01	61.7
1/9/2013 5:41	60.7	2/9/2013 6:46	65.3	3/9/2013 23:51	64.6	5/9/2013 0:56	66.8	6/9/2013 2:01	45.8	7/9/2013 3:06	61.0
1/9/2013 5:46	61.4	2/9/2013 6:51	66.9	3/9/2013 23:56	65.2	5/9/2013 1:01	67.4	6/9/2013 2:06	42.8	7/9/2013 3:11	60.9
1/9/2013 5:51	62.9	2/9/2013 6:56	66.4	4/9/2013 0:01	64.2	5/9/2013 1:06	68.6	6/9/2013 2:11	47.9	7/9/2013 3:16	61.7
1/9/2013 5:56	58.2	2/9/2013 23:01	66.7	4/9/2013 0:06	63.5	5/9/2013 1:11	69.5	6/9/2013 2:16	62.4	7/9/2013 3:21	61.0
1/9/2013 6:01	60.9	2/9/2013 23:06	66.7	4/9/2013 0:11	63.8	5/9/2013 1:16	68.0	6/9/2013 2:21	62.9	7/9/2013 3:26	61.3
1/9/2013 6:06	61.3	2/9/2013 23:11	66.4	4/9/2013 0:16	65.0	5/9/2013 1:21	68.2	6/9/2013 2:26	62.8	7/9/2013 3:31	61.4
1/9/2013 6:11	62.8	2/9/2013 23:16	66.6	4/9/2013 0:21	63.7	5/9/2013 1:26	66.9	6/9/2013 2:31	61.5	7/9/2013 3:36	62.2
1/9/2013 6:16	62.8	2/9/2013 23:21	66.2	4/9/2013 0:26	64.1	5/9/2013 1:31	66.3	6/9/2013 2:36	62.0	7/9/2013 3:41	61.0
1/9/2013 6:21	61.8	2/9/2013 23:26	65.9	4/9/2013 0:31	64.0	5/9/2013 1:36	67.0	6/9/2013 2:41	61.8	7/9/2013 3:46	61.2
1/9/2013 6:26	62.6	2/9/2013 23:31	65.8	4/9/2013 0:36	62.6	5/9/2013 1:41	64.6	6/9/2013 2:46	61.8	7/9/2013 3:51	60.7
1/9/2013 6:31	62.1	2/9/2013 23:36	65.7	4/9/2013 0:41	62.5	5/9/2013 1:46	65.7	6/9/2013 2:51	62.6	7/9/2013 3:56	61.3
1/9/2013 6:36	64.5	2/9/2013 23:41	65.8	4/9/2013 0:46	62.1	5/9/2013 1:51	66.1	6/9/2013 2:56	61.9	7/9/2013 4:01	60.8
1/9/2013 6:41	64.0	2/9/2013 23:46	65.6	4/9/2013 0:51	60.0	5/9/2013 1:56	64.6	6/9/2013 3:01	61.7	7/9/2013 4:06	62.6
1/9/2013 6:46	64.9	2/9/2013 23:51	64.8	4/9/2013 0:56	61.1	5/9/2013 2:01	58.5	6/9/2013 3:06	61.0	7/9/2013 4:11	60.9
1/9/2013 6:51	64.2	2/9/2013 23:56	65.9	4/9/2013 1:01	60.2	5/9/2013 2:06	64.3	6/9/2013 3:11	60.9	7/9/2013 4:16	60.3
1/9/2013 6:56	64.2	3/9/2013 0:01	65.9	4/9/2013 1:06	61.1	5/9/2013 2:11	64.6	6/9/2013 3:16	61.7	7/9/2013 4:21	61.7
1/9/2013 23:01	64.5	3/9/2013 0:06	65.4	4/9/2013 1:11	60.4	5/9/2013 2:16	62.7	6/9/2013 3:21	61.0	7/9/2013 4:26	61.4
1/9/2013 23:06	63.6	3/9/2013 0:11	65.6	4/9/2013 1:16	57.8	5/9/2013 2:21	64.9	6/9/2013 3:26	61.3	7/9/2013 4:31	61.5
1/9/2013 23:11	63.2	3/9/2013 0:16	65.5	4/9/2013 1:21	59.6	5/9/2013 2:26	64.0	6/9/2013 3:31	61.4	7/9/2013 4:36	60.9
1/9/2013 23:16	64.3	3/9/2013 0:21	65.3	4/9/2013 1:26	55.9	5/9/2013 2:31	65.4	6/9/2013 3:36	62.2	7/9/2013 4:41	60.9
1/9/2013 23:21	62.8	3/9/2013 0:26	64.5	4/9/2013 1:31	58.3	5/9/2013 2:36	65.6	6/9/2013 3:41	61.0	7/9/2013 4:46	61.0
1/9/2013 23:26	64.3	3/9/2013 0:31	65.4	4/9/2013 1:36	55.0	5/9/2013 2:41	63.8	6/9/2013 3:46	61.2	7/9/2013 4:51	62.4
1/9/2013 23:31	64.1	3/9/2013 0:36	63.8	4/9/2013 1:41	52.9	5/9/2013 2:46	62.6	6/9/2013 3:51	60.7	7/9/2013 4:56	61.6
1/9/2013 23:36	64.2	3/9/2013 0:41	63.8	4/9/2013 1:46	54.6	5/9/2013 2:51	63.9	6/9/2013 3:56	61.3	7/9/2013 5:01	61.8
1/9/2013 23:41	64.2	3/9/2013 0:46	63.9	4/9/2013 1:51	62.0	5/9/2013 2:56	66.4	6/9/2013 4:01	60.8	7/9/2013 5:06	62.4
1/9/2013 23:46	63.8	3/9/2013 0:51	63.0	4/9/2013 1:56	54.3	5/9/2013 3:01	66.6	6/9/2013 4:06	62.6	7/9/2013 5:11	61.7
1/9/2013 23:51	66.4	3/9/2013 0:56	63.9	4/9/2013 2:01	62.6	5/9/2013 3:06	65.1	6/9/2013 4:11	60.9	7/9/2013 5:16	61.8
1/9/2013 23:56	63.7	3/9/2013 1:01	62.9	4/9/2013 2:06	54.3	5/9/2013 3:11	64.4	6/9/2013 4:16	60.3	7/9/2013 5:21	54.1
2/9/2013 0:01	63.4	3/9/2013 1:06	63.1	4/9/2013 2:11	55.0	5/9/2013 3:16	59.3	6/9/2013 4:21	61.7	7/9/2013 5:26	54.5
2/9/2013 0:06	62.4	3/9/2013 1:11	61.2	4/9/2013 2:16	62.9	5/9/2013 3:21	63.0	6/9/2013 4:26	61.4	7/9/2013 5:31	49.8
2/9/2013 0:11	62.5	3/9/2013 1:16	62.7	4/9/2013 2:21	54.0	5/9/2013 3:26	62.6	6/9/2013 4:31	61.5	7/9/2013 5:36	55.0
2/9/2013 0:16	61.8	3/9/2013 1:21	61.5	4/9/2013 2:26	62.8	5/9/2013 3:31	48.8	6/9/2013 4:36	60.9	7/9/2013 5:41	55.5
2/9/2013 0:21	61.0	3/9/2013 1:26	61.4	4/9/2013 2:31	55.0	5/9/2013 3:36	61.5	6/9/2013 4:41	60.9	7/9/2013 5:46	59.4
2/9/2013 0:26	61.4	3/9/2013 1:31	60.1	4/9/2013 2:36	53.9	5/9/2013 3:41	57.2	6/9/2013 4:46	61.0	7/9/2013 5:51	53.5
2/9/2013 0:31	61.3	3/9/2013 1:36	61.1	4/9/2013 2:41	62.2	5/9/2013 3:46	57.0	6/9/2013 4:51	62.4	7/9/2013 5:56	52.6
2/9/2013 0:36	60.5	3/9/2013 1:41	59.6	4/9/2013 2:46	62.5	5/9/2013 3:51	62.2	6/9/2013 4:56	61.6	7/9/2013 6:01	56.1
2/9/2013 0:41	55.8	3/9/2013 1:46	55.7	4/9/2013 2:51	62.8	5/9/2013 3:56	63.1	6/9/2013 5:01	61.8	7/9/2013 6:06	61.0
2/9/2013 0:46	60.6	3/9/2013 1:51	59.6	4/9/2013 2:56	62.5	5/9/2013 4:01	62.8	6/9/2013 5:06	62.4	7/9/2013 6:11	59.4
2/9/2013 0:51	55.3	3/9/2013 1:56	60.6	4/9/2013 3:01	62.7	5/9/2013 4:06	61.6	6/9/2013 5:11	61.7	7/9/2013 6:16	60.6
2/9/2013 0:56	57.4	3/9/2013 2:01	57.1	4/9/2013 3:06	62.0	5/9/2013 4:11	47.6	6/9/2013 5:16	61.8	7/9/2013 6:21	61.3
2/9/2013 1:01	56.8	3/9/2013 2:06	56.0	4/9/2013 3:11	62.3	5/9/2013 4:16	65.2	6/9/2013 5:21	54.1	7/9/2013 6:26	62.7
2/9/2013 1:06	59.3	3/9/2013 2:11	57.4	4/9/2013 3:16	62.5	5/9/2013 4:21	65.8	6/9/2013 5:26	54.5	7/9/2013 6:31	63.7
2/9/2013 1:11	46.8	3/9/2013 2:16	53.2	4/9/2013 3:21	61.4	5/9/2013 4:26	67.7	6/9/2013 5:31	49.8	7/9/2013 6:36	64.3
2/9/2013 1:16	43.7	3/9/2013 2:21	54.6	4/9/2013 3:26	61.7	5/9/2013 4:31	67.1	6/9/2013 5:36	55.0	7/9/2013 6:41	65.0
2/9/2013 1:21	54.2	3/9/2013 2:26	57.7	4/9/2013 3:31	61.2	5/9/2013 4:36	65.5	6/9/2013 5:41	55.5	7/9/2013 6:46	64.4
2/9/2013 1:26	52.5	3/9/2013 2:31	51.6	4/9/2013 3:36	62.5	5/9/2013 4:41	62.7	6/9/2013 5:46	59.4	7/9/2013 6:51	66.4
2/9/2013 1:31	59.7	3/9/2013 2:36	53.2	4/9/2013 3:41	61.5	5/9/2013 4:46	53.1	6/9/2013 5:51	53.5	7/9/2013 6:56	66.4
2/9/2013 1:36	51.3	3/9/2013 2:41	51.5	4/9/2013 3:46	61.0	5/9/2013 4:51	57.5	6/9/2013 5:56	52.6	7/9/2013 23:01	64.0
2/9/2013 1:41	62.7	3/9/2013 2:46	62.8								



Real-time Noise Data		RTN3 (Po Leung Kuk Yu Lee Mo Fan Memorial School)									
8/9/2013 2:06	59.2	9/9/2013 3:11	60.6	10/9/2013 4:16	60.2	11/9/2013 5:21	62.8	12/9/2013 6:26	62.2	13/9/2013 23:31	63.3
8/9/2013 2:11	57.9	9/9/2013 3:16	56.1	10/9/2013 4:21	60.7	11/9/2013 5:26	50.6	12/9/2013 6:31	62.9	13/9/2013 23:36	63.3
8/9/2013 2:16	58.3	9/9/2013 3:21	58.8	10/9/2013 4:26	62.4	11/9/2013 5:31	50.5	12/9/2013 6:36	64.1	13/9/2013 23:41	63.9
8/9/2013 2:21	58.8	9/9/2013 3:26	56.9	10/9/2013 4:31	61.2	11/9/2013 5:36	55.9	12/9/2013 6:41	63.5	13/9/2013 23:46	63.6
8/9/2013 2:26	57.8	9/9/2013 3:31	58.4	10/9/2013 4:36	60.3	11/9/2013 5:41	63.0	12/9/2013 6:46	63.8	13/9/2013 23:51	63.8
8/9/2013 2:31	58.8	9/9/2013 3:36	58.6	10/9/2013 4:41	61.1	11/9/2013 5:46	60.3	12/9/2013 6:51	64.3	13/9/2013 23:56	62.7
8/9/2013 2:36	57.9	9/9/2013 3:41	55.1	10/9/2013 4:46	60.7	11/9/2013 5:51	61.2	12/9/2013 6:56	63.0	14/9/2013 0:01	62.1
8/9/2013 2:41	56.8	9/9/2013 3:46	55.0	10/9/2013 4:51	60.8	11/9/2013 5:56	60.5	12/9/2013 23:01	63.0	14/9/2013 0:06	63.4
8/9/2013 2:46	52.5	9/9/2013 3:51	57.1	10/9/2013 4:56	60.6	11/9/2013 6:01	59.0	12/9/2013 23:06	63.1	14/9/2013 0:11	60.7
8/9/2013 2:51	61.4	9/9/2013 3:56	51.0	10/9/2013 5:01	60.7	11/9/2013 6:06	59.9	12/9/2013 23:11	64.8	14/9/2013 0:16	62.8
8/9/2013 2:56	57.4	9/9/2013 4:01	56.8	10/9/2013 5:06	61.9	11/9/2013 6:11	62.3	12/9/2013 23:16	63.3	14/9/2013 0:21	61.8
8/9/2013 3:01	51.3	9/9/2013 4:06	56.2	10/9/2013 5:11	63.0	11/9/2013 6:16	60.6	12/9/2013 23:21	65.1	14/9/2013 0:26	62.1
8/9/2013 3:06	58.8	9/9/2013 4:11	54.1	10/9/2013 5:16	48.6	11/9/2013 6:21	64.3	12/9/2013 23:26	61.8	14/9/2013 0:31	60.4
8/9/2013 3:11	56.3	9/9/2013 4:16	50.8	10/9/2013 5:21	62.6	11/9/2013 6:26	63.6	12/9/2013 23:31	62.9	14/9/2013 0:36	60.5
8/9/2013 3:16	56.2	9/9/2013 4:21	55.8	10/9/2013 5:26	62.1	11/9/2013 6:31	64.0	12/9/2013 23:36	62.8	14/9/2013 0:41	58.0
8/9/2013 3:21	55.0	9/9/2013 4:26	63.1	10/9/2013 5:31	62.2	11/9/2013 6:36	64.6	12/9/2013 23:41	63.7	14/9/2013 0:46	59.2
8/9/2013 3:26	48.8	9/9/2013 4:31	63.0	10/9/2013 5:36	62.1	11/9/2013 6:41	65.8	12/9/2013 23:46	63.3	14/9/2013 0:51	56.0
8/9/2013 3:31	63.0	9/9/2013 4:36	56.1	10/9/2013 5:41	62.8	11/9/2013 6:46	65.6	12/9/2013 23:51	64.4	14/9/2013 0:56	57.2
8/9/2013 3:36	47.6	9/9/2013 4:41	51.5	10/9/2013 5:46	53.5	11/9/2013 6:51	65.9	12/9/2013 23:56	61.7	14/9/2013 1:01	48.6
8/9/2013 3:41	48.6	9/9/2013 4:46	49.6	10/9/2013 5:51	55.9	11/9/2013 6:56	66.6	13/9/2013 0:01	61.6	14/9/2013 1:06	49.1
8/9/2013 3:46	49.8	9/9/2013 4:51	53.9	10/9/2013 5:56	57.1	11/9/2013 23:01	64.4	13/9/2013 0:06	61.7	14/9/2013 1:11	58.7
8/9/2013 3:51	62.6	9/9/2013 4:56	52.2	10/9/2013 6:01	56.0	11/9/2013 23:06	64.3	13/9/2013 0:11	62.0	14/9/2013 1:16	56.2
8/9/2013 3:56	62.5	9/9/2013 5:01	63.1	10/9/2013 6:06	60.7	11/9/2013 23:11	65.5	13/9/2013 0:16	61.3	14/9/2013 1:21	56.0
8/9/2013 4:01	49.6	9/9/2013 5:06	63.0	10/9/2013 6:11	60.5	11/9/2013 23:16	64.7	13/9/2013 0:21	60.3	14/9/2013 1:26	51.9
8/9/2013 4:06	62.5	9/9/2013 5:11	56.7	10/9/2013 6:16	60.0	11/9/2013 23:21	65.0	13/9/2013 0:26	61.3	14/9/2013 1:31	62.8
8/9/2013 4:11	62.9	9/9/2013 5:16	54.6	10/9/2013 6:21	61.1	11/9/2013 23:26	64.3	13/9/2013 0:31	61.6	14/9/2013 1:36	53.8
8/9/2013 4:16	62.1	9/9/2013 5:21	54.6	10/9/2013 6:26	62.1	11/9/2013 23:31	65.4	13/9/2013 0:36	58.1	14/9/2013 1:41	52.5
8/9/2013 4:21	62.3	9/9/2013 5:26	58.4	10/9/2013 6:31	61.6	11/9/2013 23:36	63.8	13/9/2013 0:41	58.8	14/9/2013 1:46	62.9
8/9/2013 4:26	62.4	9/9/2013 5:31	59.0	10/9/2013 6:36	63.3	11/9/2013 23:41	64.4	13/9/2013 0:46	58.2	14/9/2013 1:51	62.3
8/9/2013 4:31	62.3	9/9/2013 5:36	51.6	10/9/2013 6:41	64.2	11/9/2013 23:46	64.9	13/9/2013 0:51	58.4	14/9/2013 1:56	62.7
8/9/2013 4:36	63.0	9/9/2013 5:41	57.7	10/9/2013 6:46	64.8	11/9/2013 23:51	64.5	13/9/2013 0:56	58.4	14/9/2013 2:01	62.9
8/9/2013 4:41	61.4	9/9/2013 5:46	58.6	10/9/2013 6:51	64.7	11/9/2013 23:56	64.2	13/9/2013 1:01	51.9	14/9/2013 2:06	62.4
8/9/2013 4:46	62.2	9/9/2013 5:51	59.7	10/9/2013 6:56	64.6	12/9/2013 0:01	67.3	13/9/2013 1:06	50.3	14/9/2013 2:11	61.4
8/9/2013 4:51	61.8	9/9/2013 5:56	60.9	10/9/2013 23:01	66.8	12/9/2013 0:06	66.6	13/9/2013 1:11	55.6	14/9/2013 2:16	62.2
8/9/2013 4:56	62.2	9/9/2013 6:01	60.7	10/9/2013 23:06	66.3	12/9/2013 0:11	67.0	13/9/2013 1:16	62.5	14/9/2013 2:21	61.7
8/9/2013 5:01	62.1	9/9/2013 6:06	61.0	10/9/2013 23:11	66.7	12/9/2013 0:16	66.9	13/9/2013 1:21	56.1	14/9/2013 2:26	61.7
8/9/2013 5:06	62.8	9/9/2013 6:11	60.1	10/9/2013 23:16	66.4	12/9/2013 0:21	66.2	13/9/2013 1:26	50.6	14/9/2013 2:31	61.9
8/9/2013 5:11	46.8	9/9/2013 6:16	61.4	10/9/2013 23:21	66.9	12/9/2013 0:26	66.9	13/9/2013 1:31	62.3	14/9/2013 2:36	61.6
8/9/2013 5:16	62.2	9/9/2013 6:21	61.9	10/9/2013 23:26	66.7	12/9/2013 0:31	66.7	13/9/2013 1:36	62.5	14/9/2013 2:41	63.1
8/9/2013 5:21	62.9	9/9/2013 6:26	61.5	10/9/2013 23:31	67.5	12/9/2013 0:36	65.9	13/9/2013 1:41	62.8	14/9/2013 2:46	60.6
8/9/2013 5:26	62.4	9/9/2013 6:31	63.0	10/9/2013 23:36	67.0	12/9/2013 0:41	65.3	13/9/2013 1:46	61.0	14/9/2013 2:51	61.7
8/9/2013 5:31	62.8	9/9/2013 6:36	61.8	10/9/2013 23:41	66.4	12/9/2013 0:46	66.4	13/9/2013 1:51	63.0	14/9/2013 2:56	61.1
8/9/2013 5:36	36.7	9/9/2013 6:41	62.8	10/9/2013 23:46	67.3	12/9/2013 0:51	64.8	13/9/2013 1:56	62.0	14/9/2013 3:01	61.4
8/9/2013 5:41	50.8	9/9/2013 6:46	63.2	10/9/2013 23:51	66.0	12/9/2013 0:56	64.1	13/9/2013 2:01	62.0	14/9/2013 3:06	61.1
8/9/2013 5:46	56.9	9/9/2013 6:51	63.6	10/9/2013 23:56	65.7	12/9/2013 1:01	64.3	13/9/2013 2:06	60.8	14/9/2013 3:11	60.5
8/9/2013 5:51	56.7	9/9/2013 6:56	64.3	11/9/2013 0:01	66.3	12/9/2013 1:06	64.7	13/9/2013 2:11	61.3	14/9/2013 3:16	60.7
8/9/2013 5:56	62.9	9/9/2013 23:01	65.3	11/9/2013 0:06	65.8	12/9/2013 1:11	63.3	13/9/2013 2:16	60.9	14/9/2013 3:21	62.3
8/9/2013 6:01	52.3	9/9/2013 23:06	64.4	11/9/2013 0:11	65.8	12/9/2013 1:16	64.4	13/9/2013 2:21	58.9	14/9/2013 3:26	60.5
8/9/2013 6:06	56.0	9/9/2013 23:11	65.7	11/9/2013 0:16	64.7	12/9/2013 1:21	64.5	13/9/2013 2:26	61.2	14/9/2013 3:31	61.2
8/9/2013 6:11	61.0	9/9/2013 23:16	64.8	11/9/2013 0:21	64.9	12/9/2013 1:26	64.5	13/9/2013 2:31	60.9	14/9/2013 3:36	61.0
8/9/2013 6:16	60.9	9/9/2013 23:21	64.6	11/9/2013 0:26	65.7	12/9/2013 1:31	63.5	13/9/2013 2:36	53.2	14/9/2013 3:41	60.1
8/9/2013 6:21	66.2	9/9/2013 23:26	63.8	11/9/2013 0:31	63.7	12/9/2013 1:36	63.5	13/9/2013 2:41	60.5	14/9/2013 3:46	61.0
8/9/2013 6:26	64.0	9/9/2013 23:31	64.8	11/9/2013 0:36	65.0	12/9/2013 1:41	63.4	13/9/2013 2:46	62.4	14/9/2013 3:51	59.9
8/9/2013 6:31	59.3	9/9/2013 23:36	65.2	11/9/2013 0:41	63.4	12/9/2013 1:46	62.6	13/9/2013 2:51	61.7	14/9/2013 3:56	59.9
8/9/2013 6:36	61.1	9/9/2013 23:41	64.1	11/9/2013 0:46	63.9	12/9/2013 1:51	64.8	13/9/2013 2:56	60.8	14/9/2013 4:01	59.1
8/9/2013 6:41	62.4	9/9/2013 23:46	65.6	11/9/2013 0:51	63.6	12/9/2013 1:56	63.8	13/9/2013 3:01	60.6	14/9/2013 4:06	59.9
8/9/2013 6:46	63.1	9/9/2013 23:51	64.0	11/9/2013 0:56	63.6	12/9/2013 2:01	63.0	13/9/2013 3:06	61.5	14/9/2013 4:11	59.9
8/9/2013 6:51	63.0	9/9/2013 23:56	63.6	11/9/2013 1:01	62.1	12/9/2013 2:06	63.2	13/9/2013 3:11	61.9	14/9/2013 4:16	60.7
8/9/2013 6:56	63.8	10/9/2013 0:01	60.6	11/9/2013 1:06	62.5	12/9/2013 2:11	62.8	13/9/2013 3:16	62.0	14/9/2013 4:21	60.9
8/9/2013 23:01	62.2	10/9/2013 0:06	62.5	11/9/2013 1:11	62.0	12/9/2013 2:16	64.1	13/9/2013 3:21	60.2	14/9/2013 4:26	59.2
8/9/2013 23:06	66.0	10/9/2013 0:11	62.0	11/9/2013 1:16	60.4	12/9/2013 2:21	63.7	13/9/2013 3:26	61.2	14/9/2013 4:31	61.1
8/9/2013 23:11	70.2	10/9/2013 0:16	63.1	11/9/2013 1:21	62.9	12/9/2013 2:26	60.6	13/9/2013 3:31	60.7	14/9/2013 4:36	61.0
8/9/2013 23:16	70.2	10/9/2013 0:21	62.0	11/9/2013 1:26	60.5	12/9/2013 2:31	62.8	13/9/2013 3:36	61.2	14/9/2013 4:41	60.4
8/9/2013 23:21	69.7	10/9/2013 0:26	61.8	11/9/2013 1:31	62.0	12/9/2013 2:36	61.5	13/9/2013 3:41	59.8	14/9/2013 4:46	61.3
8/9/2013 23:26	68.9	10/9/2013 0:31	63.6	11/9/2013 1:36	62.4	12/9/2013 2:41	61.6	13/9/2013 3:46	59.0	14/9/2013 4:51	61.2
8/9/2013 23:31	68.4	10/9/2013 0:36	61.4	11/9/2013 1:41	61.5	12/9/2013 2:46	62.4	13/9/2013 3:51	60.4	14/9/2013 4:56	60.6
8/9/2013 23:36	69.1	10/9/2013 0:41	60.4	11/9/2013 1:46	61.5	12/9/2013 2:51	61.9	13/9/2013 3:56	60.2	14/9/2013 5:01	60.6
8/9/2013 23:41	69.2	10/9/2013 0:46	58.9	11/9/2013 1:51	58.8	12/9/2013 2:56	61.5	13/9/2013 4:01	59.7	14/9/2013 5:06	48.6
8/9/2013 23:46	68.1	10/9/2013 0:51	61.3	11/9/2013 1:56	60.0	12/9/2013 3:01	59.8	13/9/2013 4:06	60.3	14/9/2013 5:11	62.2
8/9/2013 23:51	66.6	10/9/2013 0:56	58.9	11/9/2013 2:01	57.4	12/9/2013 3:06	60.0	13/9/2013 4:11	59.1	14/9/2013 5:16	62.1
8/9/2013 23:56	66.0	10/9/2013 1:01	52.9	11/9/2013 2:06	62.6	12/9/2013 3:11	62.1	13/9/2013 4:16	60.1	14/9/2013 5:21	61.7
9/9/2013 0:01	67.3	10/9/2013 1:06	58.1	11/9/2013 2:11							

Real-time Noise Data		RTN3 (Po Leung Kuk Yu Lee Mo Fan Memorial School)									
15/9/2013 0:36	59.0	16/9/2013 1:41	62.3	17/9/2013 2:46	60.7	18/9/2013 3:51	62.2	19/9/2013 4:56	62.1	20/9/2013 6:01	56.6
15/9/2013 0:41	61.3	16/9/2013 1:46	61.8	17/9/2013 2:51	61.3	18/9/2013 3:56	61.6	19/9/2013 5:01	60.8	20/9/2013 6:06	53.1
15/9/2013 0:46	61.6	16/9/2013 1:51	62.0	17/9/2013 2:56	60.6	18/9/2013 4:01	62.5	19/9/2013 5:06	62.1	20/9/2013 6:11	56.9
15/9/2013 0:51	57.2	16/9/2013 1:56	62.1	17/9/2013 3:01	59.8	18/9/2013 4:06	41.5	19/9/2013 5:11	62.8	20/9/2013 6:16	60.6
15/9/2013 0:56	56.0	16/9/2013 2:01	61.0	17/9/2013 3:06	59.7	18/9/2013 4:11	57.9	19/9/2013 5:16	61.8	20/9/2013 6:21	58.6
15/9/2013 1:01	56.0	16/9/2013 2:06	60.8	17/9/2013 3:11	60.4	18/9/2013 4:16	62.0	19/9/2013 5:21	62.6	20/9/2013 6:26	61.2
15/9/2013 1:06	60.4	16/9/2013 2:11	60.4	17/9/2013 3:16	61.2	18/9/2013 4:21	61.7	19/9/2013 5:26	62.8	20/9/2013 6:31	58.8
15/9/2013 1:11	55.5	16/9/2013 2:16	61.1	17/9/2013 3:21	61.0	18/9/2013 4:26	62.0	19/9/2013 5:31	63.0	20/9/2013 6:36	59.9
15/9/2013 1:16	56.7	16/9/2013 2:21	61.1	17/9/2013 3:26	59.6	18/9/2013 4:31	62.5	19/9/2013 5:36	62.0	20/9/2013 6:41	59.8
15/9/2013 1:21	57.0	16/9/2013 2:26	60.2	17/9/2013 3:31	60.6	18/9/2013 4:36	62.7	19/9/2013 5:41	49.4	20/9/2013 6:46	62.1
15/9/2013 1:26	56.3	16/9/2013 2:31	58.7	17/9/2013 3:36	60.2	18/9/2013 4:41	63.0	19/9/2013 5:46	55.6	20/9/2013 6:51	61.1
15/9/2013 1:31	63.0	16/9/2013 2:36	60.6	17/9/2013 3:41	60.7	18/9/2013 4:46	50.8	19/9/2013 5:51	52.2	20/9/2013 6:56	62.3
15/9/2013 1:36	62.4	16/9/2013 2:41	57.5	17/9/2013 3:46	59.9	18/9/2013 4:51	44.5	19/9/2013 5:56	55.2	20/9/2013 23:01	63.5
15/9/2013 1:41	52.6	16/9/2013 2:46	59.9	17/9/2013 3:51	60.4	18/9/2013 4:56	47.6	19/9/2013 6:01	55.2	20/9/2013 23:06	63.8
15/9/2013 1:46	62.5	16/9/2013 2:51	59.6	17/9/2013 3:56	60.4	18/9/2013 5:01	58.6	19/9/2013 6:06	59.8	20/9/2013 23:11	63.7
15/9/2013 1:51	58.3	16/9/2013 2:56	60.2	17/9/2013 4:01	60.3	18/9/2013 5:06	51.2	19/9/2013 6:11	61.7	20/9/2013 23:16	63.7
15/9/2013 1:56	61.3	16/9/2013 3:01	58.3	17/9/2013 4:06	59.8	18/9/2013 5:11	56.4	19/9/2013 6:16	60.8	20/9/2013 23:21	63.2
15/9/2013 2:01	62.0	16/9/2013 3:06	56.0	17/9/2013 4:11	59.2	18/9/2013 5:16	58.2	19/9/2013 6:21	57.9	20/9/2013 23:26	63.5
15/9/2013 2:06	61.9	16/9/2013 3:11	57.9	17/9/2013 4:16	61.6	18/9/2013 5:21	42.8	19/9/2013 6:26	62.5	20/9/2013 23:31	62.7
15/9/2013 2:11	61.3	16/9/2013 3:16	62.2	17/9/2013 4:21	60.1	18/9/2013 5:26	54.1	19/9/2013 6:31	62.4	20/9/2013 23:36	63.1
15/9/2013 2:16	61.8	16/9/2013 3:21	60.0	17/9/2013 4:26	60.1	18/9/2013 5:31	55.5	19/9/2013 6:36	62.8	20/9/2013 23:41	63.7
15/9/2013 2:21	62.2	16/9/2013 3:26	56.6	17/9/2013 4:31	60.8	18/9/2013 5:36	59.3	19/9/2013 6:41	64.2	20/9/2013 23:46	63.6
15/9/2013 2:26	63.0	16/9/2013 3:31	59.2	17/9/2013 4:36	60.7	18/9/2013 5:41	58.4	19/9/2013 6:46	63.3	20/9/2013 23:51	63.0
15/9/2013 2:31	61.9	16/9/2013 3:36	58.7	17/9/2013 4:41	60.8	18/9/2013 5:46	62.0	19/9/2013 6:51	65.1	20/9/2013 23:56	62.7
15/9/2013 2:36	62.4	16/9/2013 3:41	58.6	17/9/2013 4:46	61.1	18/9/2013 5:51	59.1	19/9/2013 6:56	64.9	21/9/2013 0:01	62.8
15/9/2013 2:41	61.4	16/9/2013 3:46	58.3	17/9/2013 4:51	61.6	18/9/2013 5:56	59.6	19/9/2013 23:01	64.8	21/9/2013 0:06	62.6
15/9/2013 2:46	61.9	16/9/2013 3:51	55.8	17/9/2013 4:56	60.5	18/9/2013 6:01	60.7	19/9/2013 23:06	64.4	21/9/2013 0:11	62.9
15/9/2013 2:51	61.4	16/9/2013 3:56	59.8	17/9/2013 5:01	61.3	18/9/2013 6:06	62.3	19/9/2013 23:11	64.1	21/9/2013 0:16	60.9
15/9/2013 2:56	61.9	16/9/2013 4:01	58.6	17/9/2013 5:06	62.5	18/9/2013 6:11	64.3	19/9/2013 23:16	63.8	21/9/2013 0:21	62.8
15/9/2013 3:01	61.4	16/9/2013 4:06	57.0	17/9/2013 5:11	61.8	18/9/2013 6:16	62.6	19/9/2013 23:21	63.8	21/9/2013 0:26	63.4
15/9/2013 3:06	61.1	16/9/2013 4:11	56.2	17/9/2013 5:16	56.0	18/9/2013 6:21	64.7	19/9/2013 23:26	63.5	21/9/2013 0:31	63.3
15/9/2013 3:11	61.3	16/9/2013 4:16	55.4	17/9/2013 5:21	63.0	18/9/2013 6:26	65.1	19/9/2013 23:31	64.3	21/9/2013 0:36	62.4
15/9/2013 3:16	61.5	16/9/2013 4:21	50.6	17/9/2013 5:26	49.4	18/9/2013 6:31	65.4	19/9/2013 23:36	63.5	21/9/2013 0:41	63.2
15/9/2013 3:21	61.0	16/9/2013 4:26	51.8	17/9/2013 5:31	55.3	18/9/2013 6:36	66.3	19/9/2013 23:41	64.2	21/9/2013 0:46	59.9
15/9/2013 3:26	60.1	16/9/2013 4:31	54.1	17/9/2013 5:36	55.3	18/9/2013 6:41	66.7	19/9/2013 23:46	64.4	21/9/2013 0:51	59.9
15/9/2013 3:31	60.6	16/9/2013 4:36	58.2	17/9/2013 5:41	60.1	18/9/2013 6:46	67.8	19/9/2013 23:51	63.0	21/9/2013 0:56	64.5
15/9/2013 3:36	60.5	16/9/2013 4:41	55.9	17/9/2013 5:46	61.4	18/9/2013 6:51	66.8	19/9/2013 23:56	63.8	21/9/2013 1:01	61.2
15/9/2013 3:41	60.7	16/9/2013 4:46	43.7	17/9/2013 5:51	61.9	18/9/2013 6:56	67.5	20/9/2013 0:01	64.1	21/9/2013 1:06	59.1
15/9/2013 3:46	60.9	16/9/2013 4:51	39.7	17/9/2013 5:56	58.6	18/9/2013 23:01	65.8	20/9/2013 0:06	63.7	21/9/2013 1:11	59.9
15/9/2013 3:51	59.5	16/9/2013 4:56	54.8	17/9/2013 6:01	62.7	18/9/2013 23:06	64.7	20/9/2013 0:11	64.2	21/9/2013 1:16	62.5
15/9/2013 3:56	60.4	16/9/2013 5:01	50.3	17/9/2013 6:06	63.1	18/9/2013 23:11	65.6	20/9/2013 0:16	63.9	21/9/2013 1:21	60.1
15/9/2013 4:01	59.8	16/9/2013 5:06	59.5	17/9/2013 6:11	63.4	18/9/2013 23:16	65.1	20/9/2013 0:21	63.5	21/9/2013 1:26	58.5
15/9/2013 4:06	60.0	16/9/2013 5:11	59.6	17/9/2013 6:16	64.4	18/9/2013 23:21	65.5	20/9/2013 0:26	63.8	21/9/2013 1:31	59.2
15/9/2013 4:11	60.0	16/9/2013 5:16	52.9	17/9/2013 6:21	65.3	18/9/2013 23:26	64.5	20/9/2013 0:31	63.9	21/9/2013 1:36	55.7
15/9/2013 4:16	60.5	16/9/2013 5:21	59.5	17/9/2013 6:26	64.4	18/9/2013 23:31	64.1	20/9/2013 0:36	63.1	21/9/2013 1:41	55.1
15/9/2013 4:21	60.3	16/9/2013 5:26	59.5	17/9/2013 6:31	66.6	18/9/2013 23:36	65.6	20/9/2013 0:41	62.7	21/9/2013 1:46	56.9
15/9/2013 4:26	60.3	16/9/2013 5:31	54.6	17/9/2013 6:36	65.8	18/9/2013 23:41	64.2	20/9/2013 0:46	62.8	21/9/2013 1:51	50.8
15/9/2013 4:31	60.3	16/9/2013 5:36	59.0	17/9/2013 6:41	67.2	18/9/2013 23:46	64.5	20/9/2013 0:51	62.6	21/9/2013 1:56	52.7
15/9/2013 4:36	57.1	16/9/2013 5:41	55.7	17/9/2013 6:46	66.9	18/9/2013 23:51	64.4	20/9/2013 0:56	61.3	21/9/2013 2:01	63.1
15/9/2013 4:41	60.5	16/9/2013 5:46	60.6	17/9/2013 6:51	67.7	18/9/2013 23:56	63.8	20/9/2013 1:01	61.2	21/9/2013 2:06	58.3
15/9/2013 4:46	61.5	16/9/2013 5:51	63.0	17/9/2013 6:56	67.8	19/9/2013 0:01	64.8	20/9/2013 1:06	61.8	21/9/2013 2:11	63.1
15/9/2013 4:51	60.8	16/9/2013 5:56	64.6	17/9/2013 23:01	66.1	19/9/2013 0:06	63.7	20/9/2013 1:11	60.2	21/9/2013 2:16	63.1
15/9/2013 4:56	60.7	16/9/2013 6:01	64.8	17/9/2013 23:06	65.6	19/9/2013 0:11	63.9	20/9/2013 1:16	59.3	21/9/2013 2:21	62.7
15/9/2013 5:01	61.4	16/9/2013 6:06	60.7	17/9/2013 23:11	65.6	19/9/2013 0:16	64.4	20/9/2013 1:21	61.4	21/9/2013 2:26	62.7
15/9/2013 5:06	62.2	16/9/2013 6:11	59.8	17/9/2013 23:16	65.9	19/9/2013 0:21	63.1	20/9/2013 1:26	63.1	21/9/2013 2:31	50.6
15/9/2013 5:11	62.9	16/9/2013 6:16	60.6	17/9/2013 23:21	66.2	19/9/2013 0:26	64.4	20/9/2013 1:31	58.4	21/9/2013 2:36	51.6
15/9/2013 5:16	61.8	16/9/2013 6:21	60.1	17/9/2013 23:26	66.3	19/9/2013 0:31	63.4	20/9/2013 1:36	60.5	21/9/2013 2:41	63.0
15/9/2013 5:21	61.9	16/9/2013 6:26	62.9	17/9/2013 23:31	66.4	19/9/2013 0:36	62.1	20/9/2013 1:41	59.0	21/9/2013 2:46	62.9
15/9/2013 5:26	62.1	16/9/2013 6:31	63.8	17/9/2013 23:36	65.3	19/9/2013 0:41	61.7	20/9/2013 1:46	59.7	21/9/2013 2:51	63.0
15/9/2013 5:31	62.2	16/9/2013 6:36	63.5	17/9/2013 23:41	65.0	19/9/2013 0:46	61.2	20/9/2013 1:51	58.8	21/9/2013 2:56	62.7
15/9/2013 5:36	49.1	16/9/2013 6:41	63.7	17/9/2013 23:46	65.7	19/9/2013 0:51	60.2	20/9/2013 1:56	59.3	21/9/2013 3:01	63.1
15/9/2013 5:41	62.9	16/9/2013 6:46	62.9	17/9/2013 23:51	63.8	19/9/2013 0:56	65.2	20/9/2013 2:01	56.1	21/9/2013 3:06	62.6
15/9/2013 5:46	58.6	16/9/2013 6:51	63.2	17/9/2013 23:56	64.7	19/9/2013 1:01	60.9	20/9/2013 2:06	61.4	21/9/2013 3:11	62.5
15/9/2013 5:51	60.5	16/9/2013 6:56	64.2	18/9/2013 0:01	66.0	19/9/2013 1:06	58.4	20/9/2013 2:11	59.7	21/9/2013 3:16	61.8
15/9/2013 5:56	62.6	16/9/2013 23:01	64.2	18/9/2013 0:06	66.0	19/9/2013 1:11	61.1	20/9/2013 2:16	57.1	21/9/2013 3:21	61.9
15/9/2013 6:01	52.2	16/9/2013 23:06	63.3	18/9/2013 0:11	65.4	19/9/2013 1:16	56.8	20/9/2013 2:21	60.0	21/9/2013 3:26	62.5
15/9/2013 6:06	60.5	16/9/2013 23:11	63.0	18/9/2013 0:16	65.1	19/9/2013 1:21	59.7	20/9/2013 2:26	66.3	21/9/2013 3:31	62.3
15/9/2013 6:11	59.9	16/9/2013 23:16	63.5	18/9/2013 0:21	64.9	19/9/2013 1:26	60.4	20/9/2013 2:31	54.3	21/9/2013 3:36	56.6
15/9/2013 6:16	58.4	16/9/2013 23:21	63.7	18/9/2013 0:26	64.8	19/9/2013 1:31	59.6	20/9/2013 2:36	56.1	21/9/2013 3:41	63.0
15/9/2013 6:21	60.8	16/9/2013 23:26	62.5	18/9/2013 0:31	64.9	19/9/2013 1:36	59.6	20/9/2013 2:41	47.6	21/9/2013 3:46	61.1
15/9/2013 6:26	62.6	16/9/2013 23:31	62.7	18/9/2013 0:36	65.8	19/9/2013 1:41	60.0	20/9/2013 2:46			

Real-time Noise Data		RTN3 (Po Leung Kuk Yu Lee Mo Fan Memorial School)									
21/9/2013 23:06	64.4	23/9/2013 0:11	46.8	24/9/2013 1:16	60.5	25/9/2013 2:21	63.0	26/9/2013 3:26	60.1	27/9/2013 4:31	62.7
21/9/2013 23:11	63.6	23/9/2013 0:16	54.0	24/9/2013 1:21	60.4	25/9/2013 2:26	61.8	26/9/2013 3:31	61.5	27/9/2013 4:36	62.0
21/9/2013 23:16	64.0	23/9/2013 0:21	46.3	24/9/2013 1:26	60.7	25/9/2013 2:31	61.9	26/9/2013 3:36	61.7	27/9/2013 4:41	62.2
21/9/2013 23:21	66.8	23/9/2013 0:26	49.4	24/9/2013 1:31	59.3	25/9/2013 2:36	62.9	26/9/2013 3:41	62.0	27/9/2013 4:46	62.3
21/9/2013 23:26	64.7	23/9/2013 0:31	63.0	24/9/2013 1:36	58.7	25/9/2013 2:41	62.6	26/9/2013 3:46	60.1	27/9/2013 4:51	62.1
21/9/2013 23:31	64.0	23/9/2013 0:36	56.0	24/9/2013 1:41	57.4	25/9/2013 2:46	62.5	26/9/2013 3:51	59.9	27/9/2013 4:56	61.3
21/9/2013 23:36	63.5	23/9/2013 0:41	62.2	24/9/2013 1:46	56.3	25/9/2013 2:51	61.7	26/9/2013 3:56	61.3	27/9/2013 5:01	39.7
21/9/2013 23:41	64.2	23/9/2013 0:46	62.7	24/9/2013 1:51	58.8	25/9/2013 2:56	62.6	26/9/2013 4:01	58.6	27/9/2013 5:06	53.9
21/9/2013 23:46	63.5	23/9/2013 0:51	62.7	24/9/2013 1:56	58.1	25/9/2013 3:01	62.7	26/9/2013 4:06	62.1	27/9/2013 5:11	62.4
21/9/2013 23:51	63.7	23/9/2013 0:56	56.0	24/9/2013 2:01	56.8	25/9/2013 3:06	62.0	26/9/2013 4:11	60.7	27/9/2013 5:16	62.7
21/9/2013 23:56	62.8	23/9/2013 1:01	63.1	24/9/2013 2:06	52.3	25/9/2013 3:11	61.8	26/9/2013 4:16	61.6	27/9/2013 5:21	62.7
22/9/2013 0:01	64.1	23/9/2013 1:06	58.8	24/9/2013 2:11	58.0	25/9/2013 3:16	61.3	26/9/2013 4:21	59.6	27/9/2013 5:26	62.8
22/9/2013 0:06	63.4	23/9/2013 1:11	49.8	24/9/2013 2:16	51.8	25/9/2013 3:21	61.5	26/9/2013 4:26	61.0	27/9/2013 5:31	63.1
22/9/2013 0:11	64.5	23/9/2013 1:16	49.1	24/9/2013 2:21	52.3	25/9/2013 3:26	61.0	26/9/2013 4:31	60.9	27/9/2013 5:36	52.6
22/9/2013 0:16	64.3	23/9/2013 1:21	62.0	24/9/2013 2:26	47.9	25/9/2013 3:31	60.5	26/9/2013 4:36	62.0	27/9/2013 5:41	55.7
22/9/2013 0:21	62.7	23/9/2013 1:26	62.0	24/9/2013 2:31	52.9	25/9/2013 3:36	61.8	26/9/2013 4:41	60.4	27/9/2013 5:46	57.0
22/9/2013 0:26	62.2	23/9/2013 1:31	62.0	24/9/2013 2:36	52.8	25/9/2013 3:41	60.7	26/9/2013 4:46	60.8	27/9/2013 5:51	59.2
22/9/2013 0:31	61.1	23/9/2013 1:36	61.6	24/9/2013 2:41	50.5	25/9/2013 3:46	60.7	26/9/2013 4:51	61.5	27/9/2013 5:56	59.7
22/9/2013 0:36	61.6	23/9/2013 1:41	61.9	24/9/2013 2:46	61.6	25/9/2013 3:51	62.2	26/9/2013 4:56	61.5	27/9/2013 6:01	58.7
22/9/2013 0:41	62.5	23/9/2013 1:46	62.6	24/9/2013 2:51	62.5	25/9/2013 3:56	61.8	26/9/2013 5:01	60.8	27/9/2013 6:06	61.0
22/9/2013 0:46	62.1	23/9/2013 1:51	61.2	24/9/2013 2:56	49.4	25/9/2013 4:01	60.8	26/9/2013 5:06	62.2	27/9/2013 6:11	62.3
22/9/2013 0:51	61.5	23/9/2013 1:56	62.4	24/9/2013 3:01	62.6	25/9/2013 4:06	61.2	26/9/2013 5:11	62.2	27/9/2013 6:16	62.1
22/9/2013 0:56	61.0	23/9/2013 2:01	62.9	24/9/2013 3:06	62.6	25/9/2013 4:11	60.0	26/9/2013 5:16	62.0	27/9/2013 6:21	62.5
22/9/2013 1:01	62.1	23/9/2013 2:06	53.6	24/9/2013 3:11	63.1	25/9/2013 4:16	61.8	26/9/2013 5:21	62.3	27/9/2013 6:26	63.8
22/9/2013 1:06	60.0	23/9/2013 2:11	61.0	24/9/2013 3:16	63.0	25/9/2013 4:21	61.3	26/9/2013 5:26	61.9	27/9/2013 6:31	62.4
22/9/2013 1:11	60.3	23/9/2013 2:16	59.6	24/9/2013 3:21	61.5	25/9/2013 4:26	60.3	26/9/2013 5:31	50.5	27/9/2013 6:36	65.6
22/9/2013 1:16	60.2	23/9/2013 2:21	61.4	24/9/2013 3:26	62.6	25/9/2013 4:31	61.3	26/9/2013 5:36	62.8	27/9/2013 6:41	65.7
22/9/2013 1:21	59.5	23/9/2013 2:26	60.7	24/9/2013 3:31	60.3	25/9/2013 4:36	62.7	26/9/2013 5:41	42.8	27/9/2013 6:46	66.3
22/9/2013 1:26	59.3	23/9/2013 2:31	60.3	24/9/2013 3:36	61.9	25/9/2013 4:41	60.4	26/9/2013 5:46	56.1	27/9/2013 6:51	66.2
22/9/2013 1:31	60.1	23/9/2013 2:36	61.5	24/9/2013 3:41	62.0	25/9/2013 4:46	62.0	26/9/2013 5:51	52.6	27/9/2013 6:56	66.5
22/9/2013 1:36	60.4	23/9/2013 2:41	60.9	24/9/2013 3:46	60.5	25/9/2013 4:51	61.0	26/9/2013 5:56	55.9	27/9/2013 7:01	64.6
22/9/2013 1:41	58.9	23/9/2013 2:46	60.0	24/9/2013 3:51	60.9	25/9/2013 4:56	60.8	26/9/2013 6:01	54.8	27/9/2013 7:06	64.3
22/9/2013 1:46	59.2	23/9/2013 2:51	59.9	24/9/2013 3:56	61.8	25/9/2013 5:01	62.0	26/9/2013 6:06	57.7	27/9/2013 7:11	63.8
22/9/2013 1:51	56.3	23/9/2013 2:56	60.5	24/9/2013 4:01	61.3	25/9/2013 5:06	62.2	26/9/2013 6:11	58.7	27/9/2013 7:16	65.6
22/9/2013 1:56	56.2	23/9/2013 3:01	59.0	24/9/2013 4:06	61.7	25/9/2013 5:11	61.7	26/9/2013 6:16	61.3	27/9/2013 7:21	63.0
22/9/2013 2:01	56.8	23/9/2013 3:06	60.8	24/9/2013 4:11	62.2	25/9/2013 5:16	63.0	26/9/2013 6:21	62.1	27/9/2013 7:26	63.1
22/9/2013 2:06	56.5	23/9/2013 3:11	59.3	24/9/2013 4:16	61.7	25/9/2013 5:21	62.9	26/9/2013 6:26	62.3	27/9/2013 7:31	64.5
22/9/2013 2:11	58.8	23/9/2013 3:16	58.9	24/9/2013 4:21	62.3	25/9/2013 5:26	62.6	26/9/2013 6:31	62.8	27/9/2013 7:36	63.5
22/9/2013 2:16	56.0	23/9/2013 3:21	59.3	24/9/2013 4:26	61.2	25/9/2013 5:31	62.9	26/9/2013 6:36	64.0	27/9/2013 7:41	64.6
22/9/2013 2:21	55.5	23/9/2013 3:26	59.7	24/9/2013 4:31	62.4	25/9/2013 5:36	62.9	26/9/2013 6:41	65.4	27/9/2013 7:46	63.0
22/9/2013 2:26	55.5	23/9/2013 3:31	59.7	24/9/2013 4:36	61.2	25/9/2013 5:41	51.9	26/9/2013 6:46	65.4	27/9/2013 7:51	64.4
22/9/2013 2:31	54.9	23/9/2013 3:36	57.1	24/9/2013 4:41	63.0	25/9/2013 5:46	57.5	26/9/2013 6:51	65.1	27/9/2013 7:56	63.8
22/9/2013 2:36	53.9	23/9/2013 3:41	60.0	24/9/2013 4:46	62.1	25/9/2013 5:51	56.3	26/9/2013 6:56	66.9		
22/9/2013 2:41	56.9	23/9/2013 3:46	60.6	24/9/2013 4:51	52.7	25/9/2013 5:56	55.1	26/9/2013 7:01	65.9		
22/9/2013 2:46	50.0	23/9/2013 3:51	59.9	24/9/2013 4:56	62.3	25/9/2013 6:01	59.6	26/9/2013 7:06	66.2		
22/9/2013 2:51	62.9	23/9/2013 3:56	60.3	24/9/2013 5:01	62.3	25/9/2013 6:06	59.2	26/9/2013 7:11	65.9		
22/9/2013 2:56	53.2	23/9/2013 4:01	57.7	24/9/2013 5:06	62.5	25/9/2013 6:11	60.0	26/9/2013 7:16	66.7		
22/9/2013 3:01	63.0	23/9/2013 4:06	59.0	24/9/2013 5:11	62.3	25/9/2013 6:16	61.7	26/9/2013 7:21	66.0		
22/9/2013 3:06	62.9	23/9/2013 4:11	58.6	24/9/2013 5:16	63.1	25/9/2013 6:21	63.0	26/9/2013 7:26	65.9		
22/9/2013 3:11	62.5	23/9/2013 4:16	60.6	24/9/2013 5:21	62.8	25/9/2013 6:26	63.9	26/9/2013 7:31	65.4		
22/9/2013 3:16	62.9	23/9/2013 4:21	59.0	24/9/2013 5:26	62.9	25/9/2013 6:31	63.6	26/9/2013 7:36	65.8		
22/9/2013 3:21	62.5	23/9/2013 4:26	57.8	24/9/2013 5:31	62.2	25/9/2013 6:36	65.1	26/9/2013 7:41	65.6		
22/9/2013 3:26	62.8	23/9/2013 4:31	60.2	24/9/2013 5:36	52.3	25/9/2013 6:41	65.2	26/9/2013 7:46	65.3		
22/9/2013 3:31	62.1	23/9/2013 4:36	59.0	24/9/2013 5:41	51.6	25/9/2013 6:46	65.7	26/9/2013 7:51	65.9		
22/9/2013 3:36	62.7	23/9/2013 4:41	58.7	24/9/2013 5:46	48.3	25/9/2013 6:51	66.1	26/9/2013 7:56	65.8		
22/9/2013 3:41	62.6	23/9/2013 4:46	59.4	24/9/2013 5:51	58.2	25/9/2013 6:56	66.0	28/12/2012 0:00	65.6		
22/9/2013 3:46	54.6	23/9/2013 4:51	58.7	24/9/2013 5:56	58.9	25/9/2013 7:01	63.7	27/9/2013 0:06	65.5		
22/9/2013 3:51	62.1	23/9/2013 4:56	58.6	24/9/2013 6:01	55.5	25/9/2013 7:06	64.6	27/9/2013 0:11	65.3		
22/9/2013 3:56	62.6	23/9/2013 5:01	60.9	24/9/2013 6:06	60.7	25/9/2013 7:11	64.1	27/9/2013 0:16	65.2		
22/9/2013 4:01	62.3	23/9/2013 5:06	60.9	24/9/2013 6:11	59.8	25/9/2013 7:16	64.7	27/9/2013 0:21	64.1		
22/9/2013 4:06	62.3	23/9/2013 5:11	61.1	24/9/2013 6:16	62.0	25/9/2013 7:21	64.6	27/9/2013 0:26	64.3		
22/9/2013 4:11	61.6	23/9/2013 5:16	58.5	24/9/2013 6:21	62.9	25/9/2013 7:26	64.1	27/9/2013 0:31	64.2		
22/9/2013 4:16	62.8	23/9/2013 5:21	60.6	24/9/2013 6:26	64.0	25/9/2013 7:31	64.1	27/9/2013 0:36	64.5		
22/9/2013 4:21	62.2	23/9/2013 5:26	60.8	24/9/2013 6:31	64.3	25/9/2013 7:36	65.0	27/9/2013 0:41	63.0		
22/9/2013 4:26	62.8	23/9/2013 5:31	60.6	24/9/2013 6:36	64.9	25/9/2013 7:41	64.0	27/9/2013 0:46	64.7		
22/9/2013 4:31	62.4	23/9/2013 5:36	60.9	24/9/2013 6:41	65.5	25/9/2013 7:46	64.1	27/9/2013 0:51	61.8		
22/9/2013 4:36	62.0	23/9/2013 5:41	60.6	24/9/2013 6:46	66.3	25/9/2013 7:51	64.5	27/9/2013 0:56	63.6		
22/9/2013 4:41	62.1	23/9/2013 5:46	61.0	24/9/2013 6:51	67.2	25/9/2013 7:56	63.3	27/9/2013 1:01	63.3		
22/9/2013 4:46	61.9	23/9/2013 5:51	61.4	24/9/2013 6:56	67.3	26/9/2013 0:01	64.5	27/9/2013 1:06	62.8		
22/9/2013 4:51	61.7	23/9/2013 5:56	61.2	24/9/2013 7:01	64.8	26/9/2013 0:06	64.3	27/9/2013 1:11	60.3		
22/9/2013 4:56	62.6	23/9/2013 6:01	62.5	24/9/2013 7:06	65.1	26/9/2013 0:11	63.4	27/9/2013 1:16	63.0		
22/9/2013 5:01	62.7	23/9/2013 6:06	61.7	24/9/2013 7:11	65.9	26/9/2013 0:16	62.8	27/9/2013 1:21	60.9		
22/9/2013 5:06	62.3	23/9/2013 6:11	61.3	24/9/2013 7:16	63.9	26/9/2013 0:21	62.8	27/9/2013 1:26	60.8		
22/9/2013 5:11	62.6	23/9/2013 6:16	62.6	24/9/2013 7:21	64.4	26/9/2013 0:26	62.9	27/9/2013 1:31	59.2		
22/9/2013 5:16	62.9	23/9/2013 6:21	62.0	24/9/2013 7:26	64.4	26/9/2013 0:31	62.4	27/9/2			

Real-time Noise Data	RTN4 (Causeway Bay Community Centre)										
<b>Normal Day 07:00-19:00</b>	2/9/2013 12:01	66.2	6/9/2013 18:31	62.8	12/9/2013 13:01	65.3	18/9/2013 7:31	64.7	24/9/2013 14:01	66.3	
	2/9/2013 12:31	66.2	7/9/2013 7:01	65.4	12/9/2013 13:31	65.6	18/9/2013 8:01	64.4	24/9/2013 14:31	66.0	
	2/9/2013 13:01	66.4	7/9/2013 7:31	65.6	12/9/2013 14:01	65.9	18/9/2013 8:31	63.7	24/9/2013 15:01	65.9	
28/8/2013 7:01	65.8	2/9/2013 13:31	66.6	7/9/2013 8:01	66.3	12/9/2013 14:31	65.0	18/9/2013 9:01	65.0	24/9/2013 15:31	64.7
28/8/2013 7:31	66.2	2/9/2013 14:01	66.2	7/9/2013 8:31	66.5	12/9/2013 15:01	64.7	18/9/2013 9:31	65.6	24/9/2013 16:01	64.3
28/8/2013 8:01	64.6	2/9/2013 14:31	65.5	7/9/2013 9:01	66.0	12/9/2013 15:31	65.9	18/9/2013 10:01	65.2	24/9/2013 16:31	65.8
28/8/2013 8:31	64.1	2/9/2013 15:01	66.3	7/9/2013 9:31	65.3	12/9/2013 16:01	65.5	18/9/2013 10:31	66.3	24/9/2013 17:01	66.5
28/8/2013 9:01	64.4	2/9/2013 15:31	66.7	7/9/2013 10:01	65.0	12/9/2013 16:31	65.9	18/9/2013 11:01	65.8	24/9/2013 17:31	66.4
28/8/2013 9:31	66.1	2/9/2013 16:01	66.4	7/9/2013 10:31	65.3	12/9/2013 17:01	66.3	18/9/2013 11:31	65.9	24/9/2013 18:01	65.7
28/8/2013 10:01	66.5	2/9/2013 16:31	66.1	7/9/2013 11:01	64.7	12/9/2013 17:31	65.3	18/9/2013 12:01	64.2	24/9/2013 18:31	64.3
28/8/2013 10:31	66.9	2/9/2013 17:01	66.8	7/9/2013 11:31	64.8	12/9/2013 18:01	64.5	18/9/2013 12:31	65.0	25/9/2013 7:01	64.8
28/8/2013 11:01	66.6	2/9/2013 17:31	66.7	7/9/2013 12:01	64.5	12/9/2013 18:31	63.2	18/9/2013 13:01	65.9	25/9/2013 7:31	64.3
28/8/2013 11:31	65.4	2/9/2013 18:01	66.4	7/9/2013 12:31	63.8	13/9/2013 7:01	64.4	18/9/2013 13:31	65.8	25/9/2013 8:01	63.5
28/8/2013 12:01	64.9	2/9/2013 18:31	65.5	7/9/2013 13:01	63.1	13/9/2013 7:31	64.3	18/9/2013 14:01	64.4	25/9/2013 8:31	63.6
28/8/2013 12:31	65.4	3/9/2013 7:01	65.7	7/9/2013 13:31	63.2	13/9/2013 8:01	63.9	18/9/2013 14:31	65.6	25/9/2013 9:01	63.9
28/8/2013 13:01	66.0	3/9/2013 7:31	64.9	7/9/2013 14:01	64.2	13/9/2013 8:31	63.6	18/9/2013 15:01	66.1	25/9/2013 9:31	65.6
28/8/2013 13:31	66.1	3/9/2013 8:01	63.6	7/9/2013 14:31	64.3	13/9/2013 9:01	64.2	18/9/2013 15:31	64.6	25/9/2013 10:01	66.1
28/8/2013 14:01	66.2	3/9/2013 8:31	64.6	7/9/2013 15:01	63.7	13/9/2013 9:31	64.4	18/9/2013 16:01	64.4	25/9/2013 10:31	66.1
28/8/2013 14:31	64.9	3/9/2013 9:01	66.0	7/9/2013 15:31	64.7	13/9/2013 10:01	65.5	18/9/2013 16:31	66.1	25/9/2013 11:01	66.2
28/8/2013 15:01	65.9	3/9/2013 9:31	67.7	7/9/2013 16:01	65.7	13/9/2013 10:31	65.1	18/9/2013 17:01	65.9	25/9/2013 11:31	66.1
28/8/2013 15:31	65.3	3/9/2013 10:01	66.7	7/9/2013 16:31	64.7	13/9/2013 11:01	64.3	18/9/2013 17:31	65.5	25/9/2013 12:01	65.7
28/8/2013 16:01	66.4	3/9/2013 10:31	66.4	7/9/2013 17:01	64.7	13/9/2013 11:31	64.1	18/9/2013 18:01	63.1	25/9/2013 12:31	65.7
28/8/2013 16:31	66.4	3/9/2013 11:01	67.2	7/9/2013 17:31	63.6	13/9/2013 12:01	62.7	18/9/2013 18:31	62.0	25/9/2013 13:01	64.3
28/8/2013 17:01	65.7	3/9/2013 11:31	67.0	7/9/2013 18:01	65.4	13/9/2013 12:31	63.5	19/9/2013 7:01	64.3	25/9/2013 13:31	65.5
28/8/2013 17:31	65.7	3/9/2013 12:01	66.3	7/9/2013 18:31	65.5	13/9/2013 13:01	66.5	19/9/2013 7:31	66.4	25/9/2013 14:01	65.6
28/8/2013 18:01	66.1	3/9/2013 12:31	66.5	9/9/2013 7:01	64.3	13/9/2013 13:31	67.2	19/9/2013 8:01	65.3	25/9/2013 14:31	65.2
28/8/2013 18:31	65.7	3/9/2013 13:01	66.6	9/9/2013 7:31	64.5	13/9/2013 14:01	65.7	19/9/2013 8:31	63.7	25/9/2013 15:01	65.7
29/8/2013 7:01	66.0	3/9/2013 13:31	65.3	9/9/2013 8:01	63.0	13/9/2013 14:31	64.5	19/9/2013 9:01	63.4	25/9/2013 15:31	66.3
29/8/2013 7:31	66.5	3/9/2013 14:01	64.6	9/9/2013 8:31	63.5	13/9/2013 15:01	63.6	19/9/2013 9:31	64.0	25/9/2013 16:01	66.1
29/8/2013 8:01	64.9	3/9/2013 14:31	65.4	9/9/2013 9:01	64.2	13/9/2013 15:31	63.5	19/9/2013 10:01	64.8	25/9/2013 16:31	66.2
29/8/2013 8:31	64.1	3/9/2013 15:01	64.8	9/9/2013 9:31	66.5	13/9/2013 16:01	63.4	19/9/2013 10:31	64.4	25/9/2013 17:01	65.6
29/8/2013 9:01	64.5	3/9/2013 15:31	66.2	9/9/2013 10:01	66.2	13/9/2013 16:31	63.8	19/9/2013 11:01	63.6	25/9/2013 17:31	66.0
29/8/2013 9:31	64.5	3/9/2013 16:01	66.3	9/9/2013 10:31	64.9	13/9/2013 17:01	64.0	19/9/2013 11:31	65.2	25/9/2013 18:01	65.8
29/8/2013 10:01	65.4	3/9/2013 16:31	66.1	9/9/2013 11:01	66.0	13/9/2013 17:31	62.2	19/9/2013 12:01	63.9	25/9/2013 18:31	67.9
29/8/2013 10:31	64.9	3/9/2013 17:01	65.7	9/9/2013 11:31	65.8	13/9/2013 18:01	62.0	19/9/2013 12:31	64.9	26/9/2013 7:01	64.5
29/8/2013 11:01	64.3	3/9/2013 17:31	66.0	9/9/2013 12:01	63.0	13/9/2013 18:31	62.5	19/9/2013 13:01	65.4	26/9/2013 7:31	64.8
29/8/2013 11:31	65.9	3/9/2013 18:01	66.9	9/9/2013 12:31	63.8	14/9/2013 7:01	65.3	19/9/2013 13:31	65.8	26/9/2013 8:01	63.2
29/8/2013 12:01	65.9	3/9/2013 18:31	66.6	9/9/2013 13:01	65.8	14/9/2013 7:31	65.7	19/9/2013 14:01	65.8	26/9/2013 8:31	63.7
29/8/2013 12:31	66.0	4/9/2013 7:01	65.4	9/9/2013 13:31	66.1	14/9/2013 8:01	66.3	19/9/2013 14:31	65.4	26/9/2013 9:01	63.6
29/8/2013 13:01	66.0	4/9/2013 7:31	64.3	9/9/2013 14:01	65.2	14/9/2013 8:31	65.4	19/9/2013 15:01	66.0	26/9/2013 9:31	64.9
29/8/2013 13:31	66.3	4/9/2013 8:01	64.1	9/9/2013 14:31	64.8	14/9/2013 9:01	65.6	19/9/2013 15:31	64.6	26/9/2013 10:01	66.1
29/8/2013 14:01	66.3	4/9/2013 8:31	64.5	9/9/2013 15:01	64.1	14/9/2013 9:31	64.1	19/9/2013 16:01	64.1	26/9/2013 10:31	65.2
29/8/2013 14:31	66.2	4/9/2013 9:01	65.1	9/9/2013 15:31	63.6	14/9/2013 10:01	63.7	19/9/2013 16:31	64.4	26/9/2013 11:01	66.1
29/8/2013 15:01	65.6	4/9/2013 9:31	64.9	9/9/2013 16:01	63.9	14/9/2013 10:31	64.7	19/9/2013 17:01	63.6	26/9/2013 11:31	65.7
29/8/2013 15:31	66.2	4/9/2013 10:01	65.5	9/9/2013 16:31	64.0	14/9/2013 11:01	64.9	19/9/2013 17:31	63.7	26/9/2013 12:01	65.2
29/8/2013 16:01	66.0	4/9/2013 10:31	66.5	9/9/2013 17:01	65.2	14/9/2013 11:31	65.1	19/9/2013 18:01	64.0	26/9/2013 12:31	65.3
29/8/2013 16:31	64.4	4/9/2013 11:01	65.5	9/9/2013 17:31	65.9	14/9/2013 12:01	65.5	19/9/2013 18:31	63.0	26/9/2013 13:01	66.0
29/8/2013 17:01	65.2	4/9/2013 11:31	65.9	9/9/2013 18:01	65.7	14/9/2013 12:31	65.6	21/9/2013 7:01	64.6	26/9/2013 13:31	66.0
29/8/2013 17:31	65.4	4/9/2013 12:01	65.0	9/9/2013 18:31	65.6	14/9/2013 13:01	64.7	21/9/2013 7:31	65.0	26/9/2013 14:01	64.4
29/8/2013 18:01	66.0	4/9/2013 12:31	64.6	10/9/2013 7:01	64.6	14/9/2013 13:31	63.4	21/9/2013 8:01	66.0	26/9/2013 14:31	63.7
29/8/2013 18:31	66.1	4/9/2013 13:01	65.9	10/9/2013 7:31	64.7	14/9/2013 14:01	64.5	21/9/2013 8:31	66.0	26/9/2013 15:01	66.7
30/8/2013 7:01	66.4	4/9/2013 13:31	66.7	10/9/2013 8:01	63.9	14/9/2013 14:31	64.4	21/9/2013 9:01	65.9	26/9/2013 15:31	65.0
30/8/2013 7:31	65.6	4/9/2013 14:01	66.7	10/9/2013 8:31	63.9	14/9/2013 15:01	63.9	21/9/2013 9:31	65.6	26/9/2013 16:01	66.4
30/8/2013 8:01	65.0	4/9/2013 14:31	66.2	10/9/2013 9:01	64.0	14/9/2013 15:31	64.8	21/9/2013 10:01	64.8	26/9/2013 16:31	65.3
30/8/2013 8:31	64.4	4/9/2013 15:01	65.7	10/9/2013 9:31	64.9	14/9/2013 16:01	64.2	21/9/2013 10:31	64.7	26/9/2013 17:01	65.0
30/8/2013 9:01	64.8	4/9/2013 15:31	64.5	10/9/2013 10:01	65.4	14/9/2013 16:31	63.8	21/9/2013 11:01	64.4	26/9/2013 17:31	63.8
30/8/2013 9:31	66.2	4/9/2013 16:01	65.5	10/9/2013 10:31	66.4	14/9/2013 17:01	65.3	21/9/2013 11:31	64.5	26/9/2013 18:01	64.4
30/8/2013 10:01	66.3	4/9/2013 16:31	65.7	10/9/2013 11:01	65.9	14/9/2013 17:31	65.3	21/9/2013 12:01	64.0	26/9/2013 18:31	63.4
30/8/2013 10:31	66.7	4/9/2013 17:01	66.7	10/9/2013 11:31	65.4	14/9/2013 18:01	63.8	21/9/2013 12:31	64.3	27/9/2013 7:01	64.5
30/8/2013 11:01	66.4	4/9/2013 17:31	66.8	10/9/2013 12:01	64.9	14/9/2013 18:31	63.2	21/9/2013 13:01	64.5	27/9/2013 7:31	65.7
30/8/2013 11:31	65.5	4/9/2013 18:01	66.0	10/9/2013 12:31	64.6	16/9/2013 7:01	64.9	21/9/2013 13:31	64.1	27/9/2013 8:01	63.8
30/8/2013 12:01	63.9	4/9/2013 18:31	63.2	10/9/2013 13:01	65.8	16/9/2013 7:31	64.8	21/9/2013 14:01	64.9	27/9/2013 8:31	64.0
30/8/2013 12:31	66.4	5/9/2013 7:01	65.2	10/9/2013 13:31	65.8	16/9/2013 8:01	63.5	21/9/2013 14:31	63.5	27/9/2013 9:01	63.9
30/8/2013 13:01	67.6	5/9/2013 7:31	64.5	10/9/2013 14:01	66.0	16/9/2013 8:31	63.7	21/9/2013 15:01	63.7	27/9/2013 9:31	63.9
30/8/2013 13:31	66.3	5/9/2013 8:01	62.8	10/9/2013 14:31	65.6	16/9/2013 9:01	64.3	21/9/2013 15:31	63.7	27/9/2013 10:01	63.5
30/8/2013 14:01	66.2	5/9/2013 8:31	63.5	10/9/2013 15:01	64.6	16/9/2013 9:31	66.1	21/9/2013 16:01	63.9	27/9/2013 10:31	64.5
30/8/2013 14:31	66.2	5/9/2013 9:01	63.5	10/9/2013 15:31	64.9	16/9/2013 10:01	67.0	21/9/2013 16:31	63.6	27/9/2013 11:01	64.6
30/8/2013 15:01	65.3	5/9/2013 9:31									

Real-time Noise Data		RTN4 (Causeway Bay Community Centre)									
28/8/2013 20:51	60.4	30/8/2013 21:56	60.9	1/9/2013 11:01	59.7	1/9/2013 20:06	60.3	3/9/2013 21:11	58.8	5/9/2013 22:16	60.2
28/8/2013 20:56	54.8	30/8/2013 22:01	59.9	1/9/2013 11:06	61.9	1/9/2013 20:11	60.7	3/9/2013 21:16	61.0	5/9/2013 22:21	61.0
28/8/2013 21:01	56.8	30/8/2013 22:06	60.7	1/9/2013 11:11	63.1	1/9/2013 20:16	59.8	3/9/2013 21:21	63.0	5/9/2013 22:26	59.2
28/8/2013 21:06	57.4	30/8/2013 22:11	60.7	1/9/2013 11:16	61.6	1/9/2013 20:21	57.9	3/9/2013 21:26	61.8	5/9/2013 22:31	59.9
28/8/2013 21:11	57.8	30/8/2013 22:16	60.4	1/9/2013 11:21	61.3	1/9/2013 20:26	60.1	3/9/2013 21:31	59.2	5/9/2013 22:36	61.6
28/8/2013 21:16	57.9	30/8/2013 22:21	60.3	1/9/2013 11:26	58.9	1/9/2013 20:31	60.2	3/9/2013 21:36	59.2	5/9/2013 22:41	61.4
28/8/2013 21:21	58.5	30/8/2013 22:26	60.5	1/9/2013 11:31	60.1	1/9/2013 20:36	58.5	3/9/2013 21:41	62.0	5/9/2013 22:46	61.9
28/8/2013 21:26	59.7	30/8/2013 22:31	60.3	1/9/2013 11:36	62.5	1/9/2013 20:41	60.3	3/9/2013 21:46	59.4	5/9/2013 22:51	61.3
28/8/2013 21:31	59.1	30/8/2013 22:36	59.6	1/9/2013 11:41	62.3	1/9/2013 20:46	58.1	3/9/2013 21:51	58.5	5/9/2013 22:56	59.9
28/8/2013 21:36	57.6	30/8/2013 22:41	60.2	1/9/2013 11:46	59.3	1/9/2013 20:51	61.1	3/9/2013 21:56	60.3	6/9/2013 19:01	61.7
28/8/2013 21:41	55.2	30/8/2013 22:46	57.7	1/9/2013 11:51	59.6	1/9/2013 20:56	58.1	3/9/2013 22:01	59.8	6/9/2013 19:06	61.5
28/8/2013 21:46	52.7	30/8/2013 22:51	61.1	1/9/2013 11:56	63.4	1/9/2013 21:01	57.2	3/9/2013 22:06	60.6	6/9/2013 19:11	61.8
28/8/2013 21:51	59.0	30/8/2013 22:56	56.9	1/9/2013 12:01	61.3	1/9/2013 21:06	55.7	3/9/2013 22:11	59.8	6/9/2013 19:16	63.0
28/8/2013 21:56	56.1	31/8/2013 19:01	63.2	1/9/2013 12:06	61.7	1/9/2013 21:11	57.6	3/9/2013 22:16	59.8	6/9/2013 19:21	63.0
28/8/2013 22:01	55.9	31/8/2013 19:06	60.9	1/9/2013 12:11	61.0	1/9/2013 21:16	58.2	3/9/2013 22:21	60.3	6/9/2013 19:26	63.6
28/8/2013 22:06	57.3	31/8/2013 19:11	60.0	1/9/2013 12:16	59.2	1/9/2013 21:21	53.1	3/9/2013 22:26	60.8	6/9/2013 19:31	63.0
28/8/2013 22:11	58.5	31/8/2013 19:16	62.6	1/9/2013 12:21	60.3	1/9/2013 21:26	57.2	3/9/2013 22:31	57.3	6/9/2013 19:36	53.8
28/8/2013 22:16	58.8	31/8/2013 19:21	63.3	1/9/2013 12:26	62.4	1/9/2013 21:31	57.9	3/9/2013 22:36	60.5	6/9/2013 19:41	62.4
28/8/2013 22:21	57.4	31/8/2013 19:26	63.9	1/9/2013 12:31	61.1	1/9/2013 21:36	59.2	3/9/2013 22:41	59.2	6/9/2013 19:46	63.0
28/8/2013 22:26	54.1	31/8/2013 19:31	63.7	1/9/2013 12:36	63.9	1/9/2013 21:41	55.6	3/9/2013 22:46	59.1	6/9/2013 19:51	62.9
28/8/2013 22:31	56.6	31/8/2013 19:36	62.9	1/9/2013 12:41	63.1	1/9/2013 21:46	58.3	3/9/2013 22:51	61.1	6/9/2013 19:56	62.3
28/8/2013 22:36	56.1	31/8/2013 19:41	63.4	1/9/2013 12:46	62.4	1/9/2013 21:51	62.8	3/9/2013 22:56	59.0	6/9/2013 20:01	61.8
28/8/2013 22:41	58.7	31/8/2013 19:46	64.2	1/9/2013 12:51	62.8	1/9/2013 21:56	59.1	4/9/2013 19:01	62.9	6/9/2013 20:06	59.9
28/8/2013 22:46	46.9	31/8/2013 19:51	63.0	1/9/2013 12:56	62.3	1/9/2013 22:01	56.4	4/9/2013 19:06	59.8	6/9/2013 20:11	54.3
28/8/2013 22:51	57.2	31/8/2013 19:56	63.8	1/9/2013 13:01	60.1	1/9/2013 22:06	58.6	4/9/2013 19:11	63.4	6/9/2013 20:16	56.8
28/8/2013 22:56	55.3	31/8/2013 20:01	62.8	1/9/2013 13:06	59.8	1/9/2013 22:11	55.7	4/9/2013 19:16	62.7	6/9/2013 20:21	59.5
29/8/2013 19:01	63.4	31/8/2013 20:06	62.8	1/9/2013 13:11	62.4	1/9/2013 22:16	55.9	4/9/2013 19:21	62.3	6/9/2013 20:26	47.8
29/8/2013 19:06	62.4	31/8/2013 20:11	63.2	1/9/2013 13:16	61.1	1/9/2013 22:21	58.9	4/9/2013 19:26	62.3	6/9/2013 20:31	58.6
29/8/2013 19:11	62.0	31/8/2013 20:16	62.7	1/9/2013 13:21	62.0	1/9/2013 22:26	54.8	4/9/2013 19:31	59.9	6/9/2013 20:36	58.7
29/8/2013 19:16	62.3	31/8/2013 20:21	62.7	1/9/2013 13:26	62.4	1/9/2013 22:31	56.9	4/9/2013 19:36	63.5	6/9/2013 20:41	61.4
29/8/2013 19:21	60.9	31/8/2013 20:26	62.2	1/9/2013 13:31	61.5	1/9/2013 22:36	58.1	4/9/2013 19:41	63.1	6/9/2013 20:46	57.7
29/8/2013 19:26	62.6	31/8/2013 20:31	63.2	1/9/2013 13:36	62.3	1/9/2013 22:41	52.1	4/9/2013 19:46	64.2	6/9/2013 20:51	54.0
29/8/2013 19:31	62.8	31/8/2013 20:36	62.7	1/9/2013 13:41	63.4	1/9/2013 22:46	57.6	4/9/2013 19:51	62.8	6/9/2013 20:56	61.7
29/8/2013 19:36	61.6	31/8/2013 20:41	61.2	1/9/2013 13:46	62.5	1/9/2013 22:51	63.1	4/9/2013 19:56	62.6	6/9/2013 21:01	60.4
29/8/2013 19:41	61.0	31/8/2013 20:46	61.1	1/9/2013 13:51	62.9	1/9/2013 22:56	55.3	4/9/2013 20:01	63.8	6/9/2013 21:06	61.3
29/8/2013 19:46	60.2	31/8/2013 20:51	61.2	1/9/2013 13:56	63.6	2/9/2013 19:01	61.5	4/9/2013 20:06	62.7	6/9/2013 21:11	60.6
29/8/2013 19:51	61.0	31/8/2013 20:56	61.0	1/9/2013 14:01	60.1	2/9/2013 19:06	61.9	4/9/2013 20:11	62.0	6/9/2013 21:16	61.1
29/8/2013 19:56	59.6	31/8/2013 21:01	60.8	1/9/2013 14:06	62.0	2/9/2013 19:11	62.0	4/9/2013 20:16	63.1	6/9/2013 21:21	62.1
29/8/2013 20:01	58.1	31/8/2013 21:06	62.9	1/9/2013 14:11	61.6	2/9/2013 19:16	61.3	4/9/2013 20:21	63.4	6/9/2013 21:26	61.2
29/8/2013 20:06	60.7	31/8/2013 21:11	61.6	1/9/2013 14:16	59.3	2/9/2013 19:21	61.5	4/9/2013 20:26	61.7	6/9/2013 21:31	62.1
29/8/2013 20:11	58.2	31/8/2013 21:16	62.4	1/9/2013 14:21	55.2	2/9/2013 19:26	61.4	4/9/2013 20:31	60.9	6/9/2013 21:36	61.8
29/8/2013 20:16	60.0	31/8/2013 21:21	61.0	1/9/2013 14:26	56.7	2/9/2013 19:31	60.3	4/9/2013 20:36	63.3	6/9/2013 21:41	59.2
29/8/2013 20:21	60.0	31/8/2013 21:26	62.0	1/9/2013 14:31	59.6	2/9/2013 19:36	60.2	4/9/2013 20:41	61.6	6/9/2013 21:46	59.6
29/8/2013 20:26	59.4	31/8/2013 21:31	62.3	1/9/2013 14:36	57.5	2/9/2013 19:41	55.6	4/9/2013 20:46	61.9	6/9/2013 21:51	61.9
29/8/2013 20:31	59.5	31/8/2013 21:36	63.1	1/9/2013 14:41	55.3	2/9/2013 19:46	54.6	4/9/2013 20:51	61.7	6/9/2013 21:56	61.4
29/8/2013 20:36	59.3	31/8/2013 21:41	60.7	1/9/2013 14:46	58.9	2/9/2013 19:51	56.9	4/9/2013 20:56	62.2	6/9/2013 22:01	60.1
29/8/2013 20:41	59.4	31/8/2013 21:46	60.0	1/9/2013 14:51	58.8	2/9/2013 19:56	58.7	4/9/2013 21:01	61.6	6/9/2013 22:06	60.1
29/8/2013 20:46	57.2	31/8/2013 21:51	60.8	1/9/2013 14:56	61.8	2/9/2013 20:01	57.6	4/9/2013 21:06	62.0	6/9/2013 22:11	63.5
29/8/2013 20:51	60.9	31/8/2013 21:56	60.9	1/9/2013 15:01	63.1	2/9/2013 20:06	57.5	4/9/2013 21:11	62.4	6/9/2013 22:16	60.8
29/8/2013 20:56	58.1	31/8/2013 22:01	61.1	1/9/2013 15:06	61.8	2/9/2013 20:11	61.9	4/9/2013 21:16	62.1	6/9/2013 22:21	62.1
29/8/2013 21:01	58.3	31/8/2013 22:06	61.7	1/9/2013 15:11	61.0	2/9/2013 20:16	61.5	4/9/2013 21:21	61.6	6/9/2013 22:26	59.4
29/8/2013 21:06	57.0	31/8/2013 22:11	62.0	1/9/2013 15:16	60.0	2/9/2013 20:21	60.9	4/9/2013 21:26	61.6	6/9/2013 22:31	58.2
29/8/2013 21:11	54.4	31/8/2013 22:16	60.5	1/9/2013 15:21	60.5	2/9/2013 20:26	61.4	4/9/2013 21:31	61.3	6/9/2013 22:36	61.1
29/8/2013 21:16	56.3	31/8/2013 22:21	61.3	1/9/2013 15:26	61.7	2/9/2013 20:31	61.2	4/9/2013 21:36	62.1	6/9/2013 22:41	59.8
29/8/2013 21:21	56.6	31/8/2013 22:26	59.8	1/9/2013 15:31	61.2	2/9/2013 20:36	62.5	4/9/2013 21:41	60.1	6/9/2013 22:46	59.3
29/8/2013 21:26	55.8	31/8/2013 22:31	60.6	1/9/2013 15:36	61.5	2/9/2013 20:41	61.5	4/9/2013 21:46	59.5	6/9/2013 22:51	57.8
29/8/2013 21:31	56.3	31/8/2013 22:36	60.7	1/9/2013 15:41	62.1	2/9/2013 20:46	60.8	4/9/2013 21:51	59.5	6/9/2013 22:56	59.3
29/8/2013 21:36	56.1	31/8/2013 22:41	60.7	1/9/2013 15:46	63.7	2/9/2013 20:51	59.0	4/9/2013 21:56	58.0	7/9/2013 19:01	56.3
29/8/2013 21:41	56.9	31/8/2013 22:46	61.4	1/9/2013 15:51	63.2	2/9/2013 20:56	61.1	4/9/2013 22:01	56.7	7/9/2013 19:06	59.0
29/8/2013 21:46	56.8	31/8/2013 22:51	59.4	1/9/2013 15:56	62.7	2/9/2013 21:01	61.0	4/9/2013 22:06	60.7	7/9/2013 19:11	61.6
29/8/2013 21:51	56.5	31/8/2013 22:56	59.2	1/9/2013 16:01	63.9	2/9/2013 21:06	62.2	4/9/2013 22:11	59.3	7/9/2013 19:16	48.5
29/8/2013 21:56	52.4	1/9/2013 7:01	63.5	1/9/2013 16:06	62.0	2/9/2013 21:11	57.0	4/9/2013 22:16	59.4	7/9/2013 19:21	59.2
29/8/2013 22:01	54.0	1/9/2013 7:06	53.3	1/9/2013 16:11	62.6	2/9/2013 21:16	60.0	4/9/2013 22:21	60.8	7/9/2013 19:26	61.6
29/8/2013 22:06	58.1	1/9/2013 7:11	52.7	1/9/2013 16:16	62.3	2/9/2013 21:21	60.3	4/9/2013 22:26	57.4	7/9/2013 19:31	62.0
29/8/2013 22:11	54.4	1/9/2013 7:16	69.2	1/9/2013 16:21	62.3	2/9/2013 21:26	57.8	4/9/2013 22:31	58.3	7/9/2013 19:36	62.2
29/8/2013 22:16	54.7	1/9/2013 7:21	57.3	1/9/2013 16:26	62.3	2/9/2013 21:31	60.3	4/9/2013 22:36	57.9	7/9/2013 19:41	62.0
29/8/2013 22:21	53.5	1/9/2013 7:26	64.4	1/9/2013 16:31	62.2	2/9/2013 21:36	61.1	4/9/2013 22:41	58.0	7/9/2013 19:46	60.9
29/8/2013 22:26	56.9	1/9/2013 7:31	51.9	1/9/2013 16:36	62.5	2/9/2013 21:41	61.9	4/9/2013 22:46	59.3	7/9/2013 19:51	63.3
29/8/2013 22:31	37.3	1/9/2013 7:36	62.5	1/9/2013 16:41	62.1	2/9/2013 21:46	62.4	4/9/2013 22:51	58.2	7/9/2013 19:56	58.8
29/8/2013 22:36	59.8	1/9/2013 7:41	57.6	1/9/2013 16:46	61.8	2/9/2013 21:51	63.6	4/9/2013 22:56	57.4	7/9/2013 20:01	61.8
29/8/2013 22:41	58.3	1/9/2013 7:46	56.9	1/9/2013							

Real-time Noise Data		RTN4 (Causeway Bay Community Centre)									
8/9/2013 7:21	63.0	8/9/2013 16:26	55.7	9/9/2013 21:31	58.6	11/9/2013 22:36	55.0	14/9/2013 19:41	60.9	15/9/2013 12:46	59.8
8/9/2013 7:26	54.7	8/9/2013 16:31	57.2	9/9/2013 21:36	59.2	11/9/2013 22:41	52.2	14/9/2013 19:46	60.6	15/9/2013 12:51	61.7
8/9/2013 7:31	58.8	8/9/2013 16:36	52.9	9/9/2013 21:41	59.6	11/9/2013 22:46	58.6	14/9/2013 19:51	62.1	15/9/2013 12:56	59.7
8/9/2013 7:36	46.4	8/9/2013 16:41	57.7	9/9/2013 21:46	58.9	11/9/2013 22:51	52.1	14/9/2013 19:56	61.1	15/9/2013 13:01	59.2
8/9/2013 7:41	62.8	8/9/2013 16:46	56.3	9/9/2013 21:51	52.1	11/9/2013 22:56	57.5	14/9/2013 20:01	60.5	15/9/2013 13:06	59.2
8/9/2013 7:46	43.4	8/9/2013 16:51	58.6	9/9/2013 21:56	56.8	12/9/2013 19:01	61.9	14/9/2013 20:06	59.5	15/9/2013 13:11	60.5
8/9/2013 7:51	63.7	8/9/2013 16:56	56.1	9/9/2013 22:01	51.2	12/9/2013 19:06	62.5	14/9/2013 20:11	58.9	15/9/2013 13:16	62.1
8/9/2013 7:56	63.5	8/9/2013 17:01	58.1	9/9/2013 22:06	53.7	12/9/2013 19:11	62.8	14/9/2013 20:16	59.0	15/9/2013 13:21	61.0
8/9/2013 8:01	63.0	8/9/2013 17:06	57.8	9/9/2013 22:11	56.4	12/9/2013 19:16	62.4	14/9/2013 20:21	59.9	15/9/2013 13:26	61.3
8/9/2013 8:06	63.5	8/9/2013 17:11	59.0	9/9/2013 22:16	46.9	12/9/2013 19:21	63.4	14/9/2013 20:26	60.1	15/9/2013 13:31	57.8
8/9/2013 8:11	63.6	8/9/2013 17:16	58.4	9/9/2013 22:21	57.5	12/9/2013 19:26	56.6	14/9/2013 20:31	64.4	15/9/2013 13:36	60.3
8/9/2013 8:16	46.9	8/9/2013 17:21	57.9	9/9/2013 22:26	55.6	12/9/2013 19:31	53.9	14/9/2013 20:36	56.8	15/9/2013 13:41	59.6
8/9/2013 8:21	58.0	8/9/2013 17:26	60.7	9/9/2013 22:31	53.8	12/9/2013 19:36	63.7	14/9/2013 20:41	59.2	15/9/2013 13:46	61.2
8/9/2013 8:26	50.0	8/9/2013 17:31	58.6	9/9/2013 22:36	54.7	12/9/2013 19:41	54.4	14/9/2013 20:46	58.1	15/9/2013 13:51	60.4
8/9/2013 8:31	56.3	8/9/2013 17:36	59.4	9/9/2013 22:41	63.7	12/9/2013 19:46	55.8	14/9/2013 20:51	59.2	15/9/2013 13:56	61.7
8/9/2013 8:36	56.3	8/9/2013 17:41	60.9	9/9/2013 22:46	58.6	12/9/2013 19:51	60.5	14/9/2013 20:56	58.7	15/9/2013 14:01	60.8
8/9/2013 8:41	57.6	8/9/2013 17:46	52.9	9/9/2013 22:51	64.9	12/9/2013 19:56	60.9	14/9/2013 21:01	60.3	15/9/2013 14:06	58.3
8/9/2013 8:46	59.2	8/9/2013 17:51	57.5	9/9/2013 22:56	49.2	12/9/2013 20:01	62.4	14/9/2013 21:06	59.0	15/9/2013 14:11	60.2
8/9/2013 8:51	60.3	8/9/2013 17:56	58.9	10/9/2013 19:01	59.3	12/9/2013 20:06	60.6	14/9/2013 21:11	59.2	15/9/2013 14:16	58.4
8/9/2013 8:56	63.1	8/9/2013 18:01	59.4	10/9/2013 19:06	59.3	12/9/2013 20:11	59.5	14/9/2013 21:16	57.8	15/9/2013 14:21	59.9
8/9/2013 9:01	60.1	8/9/2013 18:06	58.3	10/9/2013 19:11	48.2	12/9/2013 20:16	60.3	14/9/2013 21:21	66.1	15/9/2013 14:26	58.9
8/9/2013 9:06	59.6	8/9/2013 18:11	58.9	10/9/2013 19:16	57.8	12/9/2013 20:21	58.6	14/9/2013 21:26	58.6	15/9/2013 14:31	58.4
8/9/2013 9:11	57.7	8/9/2013 18:16	59.0	10/9/2013 19:21	60.7	12/9/2013 20:26	61.3	14/9/2013 21:31	59.2	15/9/2013 14:36	61.2
8/9/2013 9:16	60.0	8/9/2013 18:21	60.6	10/9/2013 19:26	61.5	12/9/2013 20:31	60.6	14/9/2013 21:36	58.1	15/9/2013 14:41	60.6
8/9/2013 9:21	61.0	8/9/2013 18:26	60.8	10/9/2013 19:31	60.3	12/9/2013 20:36	61.0	14/9/2013 21:41	59.5	15/9/2013 14:46	60.2
8/9/2013 9:26	59.7	8/9/2013 18:31	59.0	10/9/2013 19:36	62.6	12/9/2013 20:41	61.5	14/9/2013 21:46	58.3	15/9/2013 14:51	60.5
8/9/2013 9:31	61.3	8/9/2013 18:36	59.6	10/9/2013 19:41	60.6	12/9/2013 20:46	58.8	14/9/2013 21:51	59.5	15/9/2013 14:56	60.0
8/9/2013 9:36	60.6	8/9/2013 18:41	60.9	10/9/2013 19:46	60.2	12/9/2013 20:51	59.7	14/9/2013 21:56	59.5	15/9/2013 15:01	61.9
8/9/2013 9:41	60.1	8/9/2013 18:46	58.4	10/9/2013 19:51	60.3	12/9/2013 20:56	57.8	14/9/2013 22:01	58.5	15/9/2013 15:06	60.9
8/9/2013 9:46	57.7	8/9/2013 18:51	59.8	10/9/2013 19:56	61.9	12/9/2013 21:01	59.2	14/9/2013 22:06	59.0	15/9/2013 15:11	58.9
8/9/2013 9:51	59.0	8/9/2013 18:56	58.7	10/9/2013 20:01	61.5	12/9/2013 21:06	58.6	14/9/2013 22:11	59.0	15/9/2013 15:16	61.1
8/9/2013 9:56	60.0	8/9/2013 19:01	59.1	10/9/2013 20:06	61.0	12/9/2013 21:11	56.2	14/9/2013 22:16	58.3	15/9/2013 15:21	60.6
8/9/2013 10:01	60.1	8/9/2013 19:06	60.6	10/9/2013 20:11	61.2	12/9/2013 21:16	57.9	14/9/2013 22:21	56.3	15/9/2013 15:26	59.8
8/9/2013 10:06	59.3	8/9/2013 19:11	60.1	10/9/2013 20:16	60.0	12/9/2013 21:21	59.1	14/9/2013 22:26	55.5	15/9/2013 15:31	59.7
8/9/2013 10:11	56.7	8/9/2013 19:16	60.6	10/9/2013 20:21	61.6	12/9/2013 21:26	55.0	14/9/2013 22:31	56.1	15/9/2013 15:36	59.4
8/9/2013 10:16	60.0	8/9/2013 19:21	57.2	10/9/2013 20:26	60.1	12/9/2013 21:31	58.4	14/9/2013 22:36	56.9	15/9/2013 15:41	61.3
8/9/2013 10:21	58.0	8/9/2013 19:26	59.2	10/9/2013 20:31	59.3	12/9/2013 21:36	59.7	14/9/2013 22:41	63.4	15/9/2013 15:46	59.6
8/9/2013 10:26	60.0	8/9/2013 19:31	59.4	10/9/2013 20:36	60.3	12/9/2013 21:41	55.1	14/9/2013 22:46	63.6	15/9/2013 15:51	59.8
8/9/2013 10:31	60.1	8/9/2013 19:36	60.6	10/9/2013 20:41	62.9	12/9/2013 21:46	57.4	14/9/2013 22:51	61.0	15/9/2013 15:56	60.7
8/9/2013 10:36	59.8	8/9/2013 19:41	57.9	10/9/2013 20:46	59.6	12/9/2013 21:51	57.1	14/9/2013 22:56	60.6	15/9/2013 16:01	60.1
8/9/2013 10:41	59.6	8/9/2013 19:46	57.2	10/9/2013 20:51	60.4	12/9/2013 21:56	57.4	15/9/2013 7:01	62.4	15/9/2013 16:06	59.9
8/9/2013 10:46	57.6	8/9/2013 19:51	56.0	10/9/2013 20:56	60.2	12/9/2013 22:01	58.1	15/9/2013 7:06	62.8	15/9/2013 16:11	59.9
8/9/2013 10:51	58.6	8/9/2013 19:56	59.4	10/9/2013 21:01	62.1	12/9/2013 22:06	55.4	15/9/2013 7:11	55.6	15/9/2013 16:16	60.8
8/9/2013 10:56	55.4	8/9/2013 20:01	58.7	10/9/2013 21:06	59.1	12/9/2013 22:11	57.2	15/9/2013 7:16	53.9	15/9/2013 16:21	59.5
8/9/2013 11:01	63.5	8/9/2013 20:06	58.0	10/9/2013 21:11	59.6	12/9/2013 22:16	54.7	15/9/2013 7:21	64.5	15/9/2013 16:26	59.8
8/9/2013 11:06	58.8	8/9/2013 20:11	55.8	10/9/2013 21:16	58.2	12/9/2013 22:21	58.9	15/9/2013 7:26	63.6	15/9/2013 16:31	57.5
8/9/2013 11:11	58.9	8/9/2013 20:16	54.9	10/9/2013 21:21	54.6	12/9/2013 22:26	57.0	15/9/2013 7:31	64.0	15/9/2013 16:36	59.0
8/9/2013 11:16	59.2	8/9/2013 20:21	55.9	10/9/2013 21:26	57.8	12/9/2013 22:31	52.8	15/9/2013 7:36	63.4	15/9/2013 16:41	58.2
8/9/2013 11:21	61.2	8/9/2013 20:26	55.4	10/9/2013 21:31	60.1	12/9/2013 22:36	56.1	15/9/2013 7:41	56.0	15/9/2013 16:46	58.1
8/9/2013 11:26	60.6	8/9/2013 20:31	58.3	10/9/2013 21:36	62.9	12/9/2013 22:41	57.9	15/9/2013 7:46	52.2	15/9/2013 16:51	58.6
8/9/2013 11:31	62.7	8/9/2013 20:36	58.8	10/9/2013 21:41	58.4	12/9/2013 22:46	55.9	15/9/2013 7:51	58.6	15/9/2013 16:56	58.2
8/9/2013 11:36	58.3	8/9/2013 20:41	58.2	10/9/2013 21:46	58.1	12/9/2013 22:51	51.4	15/9/2013 7:56	62.9	15/9/2013 17:01	59.3
8/9/2013 11:41	60.0	8/9/2013 20:46	56.6	10/9/2013 21:51	58.0	12/9/2013 22:56	56.5	15/9/2013 8:01	46.4	15/9/2013 17:06	57.6
8/9/2013 11:46	60.7	8/9/2013 20:51	58.9	10/9/2013 21:56	58.6	13/9/2013 19:01	60.9	15/9/2013 8:06	56.9	15/9/2013 17:11	57.1
8/9/2013 11:51	60.1	8/9/2013 20:56	60.2	10/9/2013 22:01	58.0	13/9/2013 19:06	61.0	15/9/2013 8:11	58.2	15/9/2013 17:16	59.3
8/9/2013 11:56	56.2	8/9/2013 21:01	49.2	10/9/2013 22:06	58.5	13/9/2013 19:11	61.3	15/9/2013 8:16	56.2	15/9/2013 17:21	59.0
8/9/2013 12:01	59.4	8/9/2013 21:06	58.5	10/9/2013 22:11	59.5	13/9/2013 19:16	61.2	15/9/2013 8:21	57.8	15/9/2013 17:26	60.1
8/9/2013 12:06	64.0	8/9/2013 21:11	51.4	10/9/2013 22:16	52.8	13/9/2013 19:21	61.2	15/9/2013 8:26	60.5	15/9/2013 17:31	58.4
8/9/2013 12:11	58.3	8/9/2013 21:16	57.7	10/9/2013 22:21	37.3	13/9/2013 19:26	62.7	15/9/2013 8:31	63.2	15/9/2013 17:36	61.1
8/9/2013 12:16	57.3	8/9/2013 21:21	56.0	10/9/2013 22:26	57.6	13/9/2013 19:31	62.0	15/9/2013 8:36	58.0	15/9/2013 17:41	60.6
8/9/2013 12:21	58.3	8/9/2013 21:26	57.0	10/9/2013 22:31	53.8	13/9/2013 19:36	62.9	15/9/2013 8:41	64.4	15/9/2013 17:46	60.1
8/9/2013 12:26	57.5	8/9/2013 21:31	57.6	10/9/2013 22:36	63.6	13/9/2013 19:41	62.7	15/9/2013 8:46	59.2	15/9/2013 17:51	59.0
8/9/2013 12:31	58.1	8/9/2013 21:36	59.3	10/9/2013 22:41	59.8	13/9/2013 19:46	63.3	15/9/2013 8:51	58.9	15/9/2013 17:56	59.5
8/9/2013 12:36	58.4	8/9/2013 21:41	56.6	10/9/2013 22:46	45.1	13/9/2013 19:51	63.5	15/9/2013 8:56	61.0	15/9/2013 18:01	56.8
8/9/2013 12:41	59.8	8/9/2013 21:46	52.5	10/9/2013 22:51	58.8	13/9/2013 19:56	61.3	15/9/2013 9:01	60.1	15/9/2013 18:06	50.6
8/9/2013 12:46	59.7	8/9/2013 21:51	54.6	10/9/2013 22:56	55.6	13/9/2013 20:01	62.7	15/9/2013 9:06	61.1	15/9/2013 18:11	56.0
8/9/2013 12:51	59.2	8/9/2013 21:56	55.9	11/9/2013 19:01	58.2	13/9/2013 20:06	61.9	15/9/2013 9:11	61.2	15/9/2013 18:16	59.2
8/9/2013 12:56	60.2	8/9/2013 22:01	63.5	11/9/2013 19:06	59.0	13/9/2013 20:11	62.1	15/9/2013 9:16	61.0	15/9/2013 18:21	57.7
8/9/2013 13:01	58.9	8/9/2013 22:06	63.7	11/9/2013 19:11	58.9	13/9/2013 20:16	63.4	15/9/2013 9:21	58.3	15/9/2013 18:26	59.1
8/9/2013 13:06	59.2	8/9/2013 22:11	52.1	11/9/2013 19:16	59.6	13/9/2013 20:21	62.1	15/9/2013 9:26	61.3		

Real-time Noise Data	RTN4 (Causeway Bay Community Centre)										
15/9/2013 21:51	63.3	17/9/2013 22:56	51.6	20/9/2013 8:01	63.6	20/9/2013 17:06	50.4	21/9/2013 22:11	45.1	22/9/2013 15:16	61.3
15/9/2013 21:56	62.8	18/9/2013 19:01	61.0	20/9/2013 8:06	63.4	20/9/2013 17:11	54.7	21/9/2013 22:16	56.6	22/9/2013 15:21	61.3
15/9/2013 22:01	62.4	18/9/2013 19:06	61.1	20/9/2013 8:11	50.4	20/9/2013 17:16	58.6	21/9/2013 22:21	50.2	22/9/2013 15:26	61.6
15/9/2013 22:06	62.0	18/9/2013 19:11	61.3	20/9/2013 8:16	63.7	20/9/2013 17:21	59.4	21/9/2013 22:26	46.9	22/9/2013 15:31	62.2
15/9/2013 22:11	62.9	18/9/2013 19:16	60.9	20/9/2013 8:21	63.5	20/9/2013 17:26	58.2	21/9/2013 22:31	62.9	22/9/2013 15:36	60.9
15/9/2013 22:16	60.4	18/9/2013 19:21	62.4	20/9/2013 8:26	37.3	20/9/2013 17:31	56.2	21/9/2013 22:36	47.4	22/9/2013 15:41	61.3
15/9/2013 22:21	61.0	18/9/2013 19:26	61.2	20/9/2013 8:31	55.9	20/9/2013 17:36	58.0	21/9/2013 22:41	53.2	22/9/2013 15:46	60.2
15/9/2013 22:26	61.2	18/9/2013 19:31	62.4	20/9/2013 8:36	54.7	20/9/2013 17:41	58.6	21/9/2013 22:46	63.7	22/9/2013 15:51	60.8
15/9/2013 22:31	61.0	18/9/2013 19:36	60.6	20/9/2013 8:41	56.5	20/9/2013 17:46	52.7	21/9/2013 22:51	57.6	22/9/2013 15:56	61.3
15/9/2013 22:36	60.9	18/9/2013 19:41	62.0	20/9/2013 8:46	58.6	20/9/2013 17:51	55.6	21/9/2013 22:56	50.6	22/9/2013 16:01	61.8
15/9/2013 22:41	61.7	18/9/2013 19:46	62.3	20/9/2013 8:51	53.7	20/9/2013 17:56	54.0	22/9/2013 7:01	61.7	22/9/2013 16:06	60.9
15/9/2013 22:46	61.4	18/9/2013 19:51	55.8	20/9/2013 8:56	63.6	20/9/2013 18:01	56.9	22/9/2013 7:06	63.0	22/9/2013 16:11	60.8
15/9/2013 22:51	62.1	18/9/2013 19:56	59.9	20/9/2013 9:01	54.5	20/9/2013 18:06	59.5	22/9/2013 7:11	62.6	22/9/2013 16:16	61.5
15/9/2013 22:56	48.9	18/9/2013 20:01	57.6	20/9/2013 9:06	53.9	20/9/2013 18:11	56.7	22/9/2013 7:16	63.3	22/9/2013 16:21	60.8
16/9/2013 19:01	62.5	18/9/2013 20:06	59.0	20/9/2013 9:11	50.2	20/9/2013 18:16	60.4	22/9/2013 7:21	62.4	22/9/2013 16:26	61.6
16/9/2013 19:06	61.9	18/9/2013 20:11	60.8	20/9/2013 9:16	57.0	20/9/2013 18:21	58.3	22/9/2013 7:26	62.1	22/9/2013 16:31	60.0
16/9/2013 19:11	61.4	18/9/2013 20:16	59.9	20/9/2013 9:21	56.1	20/9/2013 18:26	48.2	22/9/2013 7:31	62.2	22/9/2013 16:36	62.0
16/9/2013 19:16	61.5	18/9/2013 20:21	61.7	20/9/2013 9:26	56.6	20/9/2013 18:31	53.7	22/9/2013 7:36	62.7	22/9/2013 16:41	61.4
16/9/2013 19:21	62.4	18/9/2013 20:26	58.3	20/9/2013 9:31	63.7	20/9/2013 18:36	56.8	22/9/2013 7:41	47.4	22/9/2013 16:46	61.5
16/9/2013 19:26	62.7	18/9/2013 20:31	59.6	20/9/2013 9:36	57.3	20/9/2013 18:41	58.6	22/9/2013 7:46	63.0	22/9/2013 16:51	58.0
16/9/2013 19:31	62.0	18/9/2013 20:36	57.6	20/9/2013 9:41	59.9	20/9/2013 18:46	56.8	22/9/2013 7:51	63.6	22/9/2013 16:56	59.0
16/9/2013 19:36	62.9	18/9/2013 20:41	60.1	20/9/2013 9:46	55.1	20/9/2013 18:51	57.1	22/9/2013 7:56	62.5	22/9/2013 17:01	59.7
16/9/2013 19:41	63.2	18/9/2013 20:46	58.2	20/9/2013 9:51	56.2	20/9/2013 18:56	56.1	22/9/2013 8:01	63.2	22/9/2013 17:06	59.8
16/9/2013 19:46	63.6	18/9/2013 20:51	58.9	20/9/2013 9:56	60.1	20/9/2013 19:01	58.4	22/9/2013 8:06	62.3	22/9/2013 17:11	60.1
16/9/2013 19:51	58.3	18/9/2013 20:56	58.7	20/9/2013 10:01	55.1	20/9/2013 19:06	57.9	22/9/2013 8:11	63.4	22/9/2013 17:16	59.4
16/9/2013 19:56	53.5	18/9/2013 21:01	56.5	20/9/2013 10:06	58.0	20/9/2013 19:11	57.5	22/9/2013 8:16	63.2	22/9/2013 17:21	57.8
16/9/2013 20:01	59.4	18/9/2013 21:06	56.7	20/9/2013 10:11	60.5	20/9/2013 19:16	58.9	22/9/2013 8:21	63.4	22/9/2013 17:26	60.3
16/9/2013 20:06	61.7	18/9/2013 21:11	63.0	20/9/2013 10:16	60.1	20/9/2013 19:21	57.6	22/9/2013 8:26	63.6	22/9/2013 17:31	58.0
16/9/2013 20:11	61.7	18/9/2013 21:16	57.6	20/9/2013 10:21	59.0	20/9/2013 19:26	57.5	22/9/2013 8:31	62.7	22/9/2013 17:36	58.1
16/9/2013 20:16	59.9	18/9/2013 21:21	57.6	20/9/2013 10:26	59.4	20/9/2013 19:31	55.4	22/9/2013 8:36	63.3	22/9/2013 17:41	59.9
16/9/2013 20:21	61.5	18/9/2013 21:26	58.8	20/9/2013 10:31	60.1	20/9/2013 19:36	56.8	22/9/2013 8:41	63.7	22/9/2013 17:46	56.1
16/9/2013 20:26	60.7	18/9/2013 21:31	57.8	20/9/2013 10:36	58.7	20/9/2013 19:41	52.7	22/9/2013 8:46	63.5	22/9/2013 17:51	56.8
16/9/2013 20:31	57.6	18/9/2013 21:36	59.8	20/9/2013 10:41	59.7	20/9/2013 19:46	56.8	22/9/2013 8:51	44.3	22/9/2013 17:56	57.7
16/9/2013 20:36	62.4	18/9/2013 21:41	58.1	20/9/2013 10:46	59.6	20/9/2013 19:51	60.6	22/9/2013 8:56	63.7	22/9/2013 18:01	51.8
16/9/2013 20:41	60.4	18/9/2013 21:46	55.9	20/9/2013 10:51	59.9	20/9/2013 19:56	54.5	22/9/2013 9:01	53.5	22/9/2013 18:06	57.9
16/9/2013 20:46	59.0	18/9/2013 21:51	57.4	20/9/2013 10:56	59.2	20/9/2013 20:01	52.5	22/9/2013 9:06	50.9	22/9/2013 18:11	54.3
16/9/2013 20:51	59.2	18/9/2013 21:56	57.6	20/9/2013 11:01	59.1	20/9/2013 20:06	57.2	22/9/2013 9:11	58.6	22/9/2013 18:16	58.3
16/9/2013 20:56	59.5	18/9/2013 22:01	52.9	20/9/2013 11:06	59.6	20/9/2013 20:11	56.5	22/9/2013 9:16	65.1	22/9/2013 18:21	54.0
16/9/2013 21:01	58.3	18/9/2013 22:06	58.2	20/9/2013 11:11	55.3	20/9/2013 20:16	63.7	22/9/2013 9:21	59.5	22/9/2013 18:26	54.0
16/9/2013 21:06	59.3	18/9/2013 22:11	59.4	20/9/2013 11:16	58.7	20/9/2013 20:21	54.4	22/9/2013 9:26	59.9	22/9/2013 18:31	55.2
16/9/2013 21:11	54.0	18/9/2013 22:16	58.4	20/9/2013 11:21	55.0	20/9/2013 20:26	43.4	22/9/2013 9:31	58.4	22/9/2013 18:36	63.7
16/9/2013 21:16	60.0	18/9/2013 22:21	59.0	20/9/2013 11:26	60.4	20/9/2013 20:31	50.9	22/9/2013 9:36	60.5	22/9/2013 18:41	52.9
16/9/2013 21:21	59.0	18/9/2013 22:26	58.8	20/9/2013 11:31	56.5	20/9/2013 20:36	57.2	22/9/2013 9:41	59.0	22/9/2013 18:46	52.5
16/9/2013 21:26	60.1	18/9/2013 22:31	57.9	20/9/2013 11:36	58.7	20/9/2013 20:41	58.5	22/9/2013 9:46	53.4	22/9/2013 18:51	63.1
16/9/2013 21:31	59.1	18/9/2013 22:36	51.4	20/9/2013 11:41	58.8	20/9/2013 20:46	56.8	22/9/2013 9:51	57.9	22/9/2013 18:56	51.6
16/9/2013 21:36	58.6	18/9/2013 22:41	58.3	20/9/2013 11:46	59.1	20/9/2013 20:51	49.2	22/9/2013 9:56	58.3	22/9/2013 19:01	63.3
16/9/2013 21:41	59.1	18/9/2013 22:46	56.3	20/9/2013 11:51	56.8	20/9/2013 20:56	58.7	22/9/2013 10:01	58.2	22/9/2013 19:06	53.1
16/9/2013 21:46	57.4	18/9/2013 22:51	61.1	20/9/2013 11:56	60.8	20/9/2013 21:01	42.1	22/9/2013 10:06	57.1	22/9/2013 19:11	63.4
16/9/2013 21:51	58.3	18/9/2013 22:56	53.7	20/9/2013 12:01	60.6	20/9/2013 21:06	59.8	22/9/2013 10:11	57.5	22/9/2013 19:16	63.4
16/9/2013 21:56	57.3	19/9/2013 19:01	56.4	20/9/2013 12:06	60.4	20/9/2013 21:11	46.4	22/9/2013 10:16	56.9	22/9/2013 19:21	54.1
16/9/2013 22:01	55.6	19/9/2013 19:06	52.8	20/9/2013 12:11	59.0	20/9/2013 21:16	63.7	22/9/2013 10:21	48.9	22/9/2013 19:26	55.1
16/9/2013 22:06	60.1	19/9/2013 19:11	56.2	20/9/2013 12:16	59.6	20/9/2013 21:21	55.6	22/9/2013 10:26	45.8	22/9/2013 19:31	63.5
16/9/2013 22:11	58.8	19/9/2013 19:16	49.7	20/9/2013 12:21	59.8	20/9/2013 21:26	63.7	22/9/2013 10:31	63.5	22/9/2013 19:36	62.7
16/9/2013 22:16	54.5	19/9/2013 19:21	56.6	20/9/2013 12:26	58.7	20/9/2013 21:31	52.5	22/9/2013 10:36	57.7	22/9/2013 19:41	62.6
16/9/2013 22:21	58.2	19/9/2013 19:26	55.0	20/9/2013 12:31	56.9	20/9/2013 21:36	52.9	22/9/2013 10:41	48.5	22/9/2013 19:46	62.0
16/9/2013 22:26	56.4	19/9/2013 19:31	56.9	20/9/2013 12:36	56.6	20/9/2013 21:41	57.9	22/9/2013 10:46	53.2	22/9/2013 19:51	62.4
16/9/2013 22:31	58.4	19/9/2013 19:36	59.4	20/9/2013 12:41	58.8	20/9/2013 21:46	63.7	22/9/2013 10:51	57.9	22/9/2013 19:56	62.7
16/9/2013 22:36	55.2	19/9/2013 19:41	56.8	20/9/2013 12:46	60.3	20/9/2013 21:51	56.7	22/9/2013 10:56	56.8	22/9/2013 20:01	62.7
16/9/2013 22:41	56.2	19/9/2013 19:46	59.9	20/9/2013 12:51	61.6	20/9/2013 21:56	55.8	22/9/2013 11:01	57.1	22/9/2013 20:06	62.9
16/9/2013 22:46	53.8	19/9/2013 19:51	54.7	20/9/2013 12:56	60.5	20/9/2013 22:01	55.0	22/9/2013 11:06	57.6	22/9/2013 20:11	62.0
16/9/2013 22:51	57.8	19/9/2013 19:56	52.5	20/9/2013 13:01	58.4	20/9/2013 22:06	51.9	22/9/2013 11:11	59.3	22/9/2013 20:16	62.6
16/9/2013 22:56	53.5	19/9/2013 20:01	58.3	20/9/2013 13:06	59.3	20/9/2013 22:11	55.2	22/9/2013 11:16	58.7	22/9/2013 20:21	62.3
17/9/2013 19:01	61.7	19/9/2013 20:06	58.8	20/9/2013 13:11	57.4	20/9/2013 22:16	55.5	22/9/2013 11:21	58.3	22/9/2013 20:26	63.1
17/9/2013 19:06	62.0	19/9/2013 20:11	57.5	20/9/2013 13:16	58.6	20/9/2013 22:21	56.2	22/9/2013 11:26	57.3	22/9/2013 20:31	63.2
17/9/2013 19:11	60.4	19/9/2013 20:16	58.3	20/9/2013 13:21	58.7	20/9/2013 22:26	63.7	22/9/2013 11:31	59.2	22/9/2013 20:36	51.9
17/9/2013 19:16	61.6	19/9/2013 20:21	60.7	20/9/2013 13:26	59.4	20/9/2013 22:31	51.9	22/9/2013 11:36	60.6	22/9/2013 20:41	62.6
17/9/2013 19:21	61.5	19/9/2013 20:26	56.8	20/9/2013 13:31	55.0	20/9/2013 22:36	57.5	22/9/2013 11:41	60.3	22/9/2013 20:46	57.5
17/9/2013 19:26	62.3	19/9/2013 20:31	52.5	20/9/2013 13:36	59.4	20/9/2013 22:41	57.9	22/9/2013 11:46	60.3	22/9/2013 20:51	52.8
17/9/2013 19:31	61.9	19/9/2013 20:36	56.3	20/9/2013 13:41	57.4	20/9/2013 22:46	55.7	22/9/2013 11:51	61.0	22/9/2013 20:56	53.3
17/9/2013											

Real-time Noise Data	RTN4 (Causeway Bay Community Centre)										
23/9/2013 20:21	60.5	25/9/2013 21:26	63.0	27/9/2013 22:31	52.8	29/8/2013 0:21	57.9	30/8/2013 1:26	60.8	31/8/2013 2:31	57.0
23/9/2013 20:26	58.2	25/9/2013 21:31	59.9	27/9/2013 22:36	57.3	29/8/2013 0:26	58.7	30/8/2013 1:31	48.4	31/8/2013 2:36	56.1
23/9/2013 20:31	60.4	25/9/2013 21:36	58.6	27/9/2013 22:41	56.6	29/8/2013 0:31	59.6	30/8/2013 1:36	60.7	31/8/2013 2:41	58.8
23/9/2013 20:36	59.4	25/9/2013 21:41	60.0	27/9/2013 22:46	53.4	29/8/2013 0:36	56.1	30/8/2013 1:41	60.3	31/8/2013 2:46	57.5
23/9/2013 20:41	57.7	25/9/2013 21:46	60.7	27/9/2013 22:51	54.4	29/8/2013 0:41	57.3	30/8/2013 1:46	48.3	31/8/2013 2:51	56.0
23/9/2013 20:46	59.4	25/9/2013 21:51	59.9	27/9/2013 22:56	54.8	29/8/2013 0:46	58.4	30/8/2013 1:51	55.5	31/8/2013 2:56	57.5
23/9/2013 20:51	61.3	25/9/2013 21:56	60.1			29/8/2013 0:51	53.7	30/8/2013 1:56	53.1	31/8/2013 3:01	62.7
23/9/2013 20:56	58.4	25/9/2013 22:01	60.4			29/8/2013 0:56	55.8	30/8/2013 2:01	56.8	31/8/2013 3:06	51.9
23/9/2013 21:01	59.4	25/9/2013 22:06	56.1			29/8/2013 1:01	58.4	30/8/2013 2:06	51.9	31/8/2013 3:11	51.0
23/9/2013 21:06	58.3	25/9/2013 22:11	59.6			29/8/2013 1:06	44.1	30/8/2013 2:11	60.8	31/8/2013 3:16	53.5
23/9/2013 21:11	60.2	25/9/2013 22:16	55.9			29/8/2013 1:11	53.5	30/8/2013 2:16	60.3	31/8/2013 3:21	60.7
23/9/2013 21:16	61.5	25/9/2013 22:21	60.2			29/8/2013 1:16	54.2	30/8/2013 2:21	60.7	31/8/2013 3:26	34.5
23/9/2013 21:21	56.0	25/9/2013 22:26	60.1			29/8/2013 1:21	49.1	30/8/2013 2:26	59.6	31/8/2013 3:31	60.9
23/9/2013 21:26	59.5	25/9/2013 22:31	54.7			29/8/2013 1:26	45.7	30/8/2013 2:31	60.8	31/8/2013 3:36	53.1
23/9/2013 21:31	58.7	25/9/2013 22:36	57.6			29/8/2013 1:31	41.5	30/8/2013 2:36	52.1	31/8/2013 3:41	51.8
23/9/2013 21:36	57.3	25/9/2013 22:41	54.0			29/8/2013 1:36	46.4	30/8/2013 2:41	60.5	31/8/2013 3:46	47.2
23/9/2013 21:41	55.7	25/9/2013 22:46	58.1			29/8/2013 1:41	60.2	30/8/2013 2:46	41.5	31/8/2013 3:51	37.5
23/9/2013 21:46	51.9	25/9/2013 22:51	56.3			29/8/2013 1:46	60.2	30/8/2013 2:51	60.7	31/8/2013 3:56	59.7
23/9/2013 21:51	56.6	25/9/2013 22:56	57.4			29/8/2013 1:51	44.1	30/8/2013 2:56	60.8	31/8/2013 4:01	60.6
23/9/2013 21:56	58.8	28/12/2012 0:00	55.4			29/8/2013 1:56	59.9	30/8/2013 3:01	59.7	31/8/2013 4:06	60.1
23/9/2013 22:01	55.9	26/9/2013 19:06	46.9			29/8/2013 2:01	60.0	30/8/2013 3:06	60.3	31/8/2013 4:11	49.5
23/9/2013 22:06	55.8	26/9/2013 19:11	54.4			29/8/2013 2:06	60.6	30/8/2013 3:11	60.4	31/8/2013 4:16	50.5
23/9/2013 22:11	50.9	26/9/2013 19:16	55.2			29/8/2013 2:11	59.7	30/8/2013 3:16	50.1	31/8/2013 4:21	60.7
23/9/2013 22:16	56.3	26/9/2013 19:21	59.7			29/8/2013 2:16	59.2	30/8/2013 3:21	59.8	31/8/2013 4:26	54.8
23/9/2013 22:21	57.0	26/9/2013 19:26	59.8			29/8/2013 2:21	59.7	30/8/2013 3:26	60.2	31/8/2013 4:31	51.9
23/9/2013 22:26	51.2	26/9/2013 19:31	58.1			29/8/2013 2:26	59.2	30/8/2013 3:31	59.5	31/8/2013 4:36	60.4
23/9/2013 22:31	58.6	26/9/2013 19:36	57.1			29/8/2013 2:31	59.6	30/8/2013 3:36	59.2	31/8/2013 4:41	51.0
23/9/2013 22:36	51.8	26/9/2013 19:41	56.9			29/8/2013 2:36	59.2	30/8/2013 3:41	60.2	31/8/2013 4:46	60.8
23/9/2013 22:41	55.1	26/9/2013 19:46	59.9			29/8/2013 2:41	59.0	30/8/2013 3:46	58.9	31/8/2013 4:51	60.2
23/9/2013 22:46	51.1	26/9/2013 19:51	59.4			29/8/2013 2:46	59.4	30/8/2013 3:51	60.2	31/8/2013 4:56	49.1
23/9/2013 22:51	53.3	26/9/2013 19:56	60.5			29/8/2013 2:51	59.9	30/8/2013 3:56	58.9	31/8/2013 5:01	39.3
23/9/2013 22:56	63.5	26/9/2013 20:01	58.0			29/8/2013 2:56	58.5	30/8/2013 4:01	59.5	31/8/2013 5:06	55.9
24/9/2013 19:01	63.7	26/9/2013 20:06	58.0			29/8/2013 3:01	58.3	30/8/2013 4:06	58.3	31/8/2013 5:11	60.9
24/9/2013 19:06	63.4	26/9/2013 20:11	60.7			29/8/2013 3:06	59.4	30/8/2013 4:11	58.3	31/8/2013 5:16	64.5
24/9/2013 19:11	63.3	26/9/2013 20:16	59.7			29/8/2013 3:11	59.5	30/8/2013 4:16	58.8	31/8/2013 5:21	48.3
24/9/2013 19:16	46.4	26/9/2013 20:21	58.8			29/8/2013 3:16	58.2	30/8/2013 4:21	59.1	31/8/2013 5:26	60.6
24/9/2013 19:21	51.9	26/9/2013 20:26	58.6			29/8/2013 3:21	59.1	30/8/2013 4:26	59.1	31/8/2013 5:31	51.7
24/9/2013 19:26	48.9	26/9/2013 20:31	60.6			29/8/2013 3:26	58.3	30/8/2013 4:31	58.0	31/8/2013 5:36	55.4
24/9/2013 19:31	58.5	26/9/2013 20:36	59.8			29/8/2013 3:31	58.5	30/8/2013 4:36	58.8	31/8/2013 5:41	54.5
24/9/2013 19:36	60.0	26/9/2013 20:41	62.3			29/8/2013 3:36	58.7	30/8/2013 4:41	59.5	31/8/2013 5:46	58.1
24/9/2013 19:41	60.8	26/9/2013 20:46	61.2			29/8/2013 3:41	60.1	30/8/2013 4:46	59.0	31/8/2013 5:51	56.5
24/9/2013 19:46	61.1	26/9/2013 20:51	61.1			29/8/2013 3:46	58.2	30/8/2013 4:51	58.4	31/8/2013 5:56	55.3
24/9/2013 19:51	60.7	26/9/2013 20:56	61.8			29/8/2013 3:51	57.6	30/8/2013 4:56	59.9	31/8/2013 6:01	54.6
24/9/2013 19:56	60.7	26/9/2013 21:01	62.0			29/8/2013 3:56	58.6	30/8/2013 5:01	45.4	31/8/2013 6:06	55.5
24/9/2013 20:01	59.8	26/9/2013 21:06	60.8			29/8/2013 4:01	59.6	30/8/2013 5:06	59.5	31/8/2013 6:11	59.3
24/9/2013 20:06	61.9	26/9/2013 21:11	62.4			29/8/2013 4:06	58.1	30/8/2013 5:11	60.7	31/8/2013 6:16	58.5
24/9/2013 20:11	62.2	26/9/2013 21:16	60.3			29/8/2013 4:11	58.7	30/8/2013 5:16	59.2	31/8/2013 6:21	57.2
24/9/2013 20:16	61.2	26/9/2013 21:21	61.8			29/8/2013 4:16	57.0	30/8/2013 5:21	59.7	31/8/2013 6:26	61.9
24/9/2013 20:21	62.6	26/9/2013 21:26	62.0			29/8/2013 4:21	57.8	30/8/2013 5:26	60.4	31/8/2013 6:31	59.6
24/9/2013 20:26	61.7	26/9/2013 21:31	59.5			29/8/2013 4:26	58.1	30/8/2013 5:31	58.5	31/8/2013 6:36	60.9
24/9/2013 20:31	62.4	26/9/2013 21:36	61.0			29/8/2013 4:31	57.7	30/8/2013 5:36	60.6	31/8/2013 6:41	62.7
24/9/2013 20:36	62.4	26/9/2013 21:41	60.8			29/8/2013 4:36	58.1	30/8/2013 5:41	48.1	31/8/2013 6:46	62.4
24/9/2013 20:41	62.7	26/9/2013 21:46	60.3			29/8/2013 4:41	58.5	30/8/2013 5:46	60.7	31/8/2013 6:51	61.3
24/9/2013 20:46	62.2	26/9/2013 21:51	62.7			29/8/2013 4:46	59.0	30/8/2013 5:51	55.0	31/8/2013 6:56	64.5
24/9/2013 20:51	61.3	26/9/2013 21:56	57.2			29/8/2013 4:51	58.9	30/8/2013 5:56	52.4	31/8/2013 23:01	63.5
24/9/2013 20:56	58.4	26/9/2013 22:01	58.4			29/8/2013 4:56	59.8	30/8/2013 6:01	47.4	31/8/2013 23:06	63.2
24/9/2013 21:01	62.4	26/9/2013 22:06	59.7			29/8/2013 5:01	60.0	30/8/2013 6:06	57.8	31/8/2013 23:11	64.0
24/9/2013 21:06	61.9	26/9/2013 22:11	56.7			29/8/2013 5:06	59.1	30/8/2013 6:11	60.3	31/8/2013 23:16	63.6
24/9/2013 21:11	59.5	26/9/2013 22:16	60.3			29/8/2013 5:11	59.9	30/8/2013 6:16	57.9	31/8/2013 23:21	63.3
24/9/2013 21:16	60.8	26/9/2013 22:21	54.2			29/8/2013 5:16	59.1	30/8/2013 6:21	56.9	31/8/2013 23:26	64.0
24/9/2013 21:21	59.1	26/9/2013 22:26	57.6			29/8/2013 5:21	58.8	30/8/2013 6:26	61.1	31/8/2013 23:31	63.7
24/9/2013 21:26	63.0	26/9/2013 22:31	53.8			29/8/2013 5:26	58.6	30/8/2013 6:31	61.2	31/8/2013 23:36	63.0
24/9/2013 21:31	61.4	26/9/2013 22:36	59.4			29/8/2013 5:31	58.6	30/8/2013 6:36	62.5	31/8/2013 23:41	63.7
24/9/2013 21:36	62.4	26/9/2013 22:41	57.7			29/8/2013 5:36	59.8	30/8/2013 6:41	63.6	31/8/2013 23:46	63.4
24/9/2013 21:41	60.8	26/9/2013 22:46	57.6			29/8/2013 5:41	59.6	30/8/2013 6:46	63.2	31/8/2013 23:51	63.7
24/9/2013 21:46	58.3	26/9/2013 22:51	59.0			29/8/2013 5:46	60.6	30/8/2013 6:51	64.3	31/8/2013 23:56	63.5
24/9/2013 21:51	61.6	26/9/2013 22:56	60.3			29/8/2013 5:51	60.6	30/8/2013 6:56	64.2	1/9/2013 0:01	63.0
24/9/2013 21:56	60.0	27/9/2013 19:01	62.3			29/8/2013 5:56	60.4	30/8/2013 23:01	62.7	1/9/2013 0:06	63.0
24/9/2013 22:01	59.2	27/9/2013 19:06	62.7			29/8/2013 6:01	49.3	30/8/2013 23:06	63.4	1/9/2013 0:11	63.5
24/9/2013 22:06	62.3	27/9/2013 19:11	50.6			29/8/2013 6:06	54.7	30/8/2013 23:11	64.4	1/9/2013 0:16	63.2
24/9/2013 22:11	57.2	27/9/2013 19:16	58.5			29/8/2013 6:11	56.8	30/8/2013 23:16	63.9	1/9/2013 0:21	62.8
24/9/2013 22:16	61.2	27/9/2013 19:21	61.9			29/8/2013 6:16	58.2	30/8/2013 23:21	63.9	1/9/2013 0:26	62.5
24/9/2013 22:21	60.6	27/9/2013 19:26	58.9			29/8/2013 6:21	56.7	30/8/2013 23:26	62.1	1/9/2013 0:31	62.0
24/9/2013 22:26	58.9	27/9/2013 19:31	57.6			29/8/2013 6:26	58.5	30/8/2013 23:31	63.0	1/9/2013 0:36	61.2
24/9/2013 22:31	59.1	27/9/2013 19:36	58.9			29/8/2013 6:31	60.7	30/8/2013 23:36	63.5	1/9/2013 0:41	58.5
24/9/2013 22:36	57.2	27/9/2013 19:41	60.6			29/8/2013 6:36	61.4	30/8/2013 23:41	62.3	1/9/2013 0:46	62.2
24/9/2013 22:41	56.1	27/9/2013 19:46	61.3			29/8/2013 6:41	60.9	30/8/2013 23:46	65.3	1/9/2013 0:51	60.1
24/9/2013 22:46	58.8	27/9/2013 19:51	61.3			29/8/2013 6:46	62.4	30/8/2013 23:51	62.9	1/9/2013 0:56	59.4
24/9/2013 22:51	59.7	27/9/2013 19:56	62.9			29/8/20					



Real-time Noise Data		RTN4 (Causeway Bay Community Centre)									
1/9/2013 3:36	55.7	2/9/2013 4:41	59.0	3/9/2013 5:46	54.8	4/9/2013 6:51	64.1	5/9/2013 23:56	63.6	7/9/2013 1:01	59.1
1/9/2013 3:41	54.9	2/9/2013 4:46	56.3	3/9/2013 5:51	55.0	4/9/2013 6:56	63.0	6/9/2013 0:01	62.7	7/9/2013 1:06	58.4
1/9/2013 3:46	50.0	2/9/2013 4:51	59.2	3/9/2013 5:56	58.4	4/9/2013 23:01	62.4	6/9/2013 0:06	61.4	7/9/2013 1:11	60.2
1/9/2013 3:51	50.9	2/9/2013 4:56	58.0	3/9/2013 6:01	59.4	4/9/2013 23:06	62.2	6/9/2013 0:11	61.3	7/9/2013 1:16	60.4
1/9/2013 3:56	60.7	2/9/2013 5:01	59.2	3/9/2013 6:06	58.9	4/9/2013 23:11	63.2	6/9/2013 0:16	61.0	7/9/2013 1:21	57.0
1/9/2013 4:01	60.9	2/9/2013 5:06	59.2	3/9/2013 6:11	59.2	4/9/2013 23:16	63.0	6/9/2013 0:21	62.8	7/9/2013 1:26	61.0
1/9/2013 4:06	43.0	2/9/2013 5:11	58.1	3/9/2013 6:16	61.6	4/9/2013 23:21	63.4	6/9/2013 0:26	61.8	7/9/2013 1:31	60.4
1/9/2013 4:11	60.6	2/9/2013 5:16	60.3	3/9/2013 6:21	61.6	4/9/2013 23:26	63.2	6/9/2013 0:31	62.1	7/9/2013 1:36	59.6
1/9/2013 4:16	51.2	2/9/2013 5:21	59.2	3/9/2013 6:26	62.3	4/9/2013 23:31	62.3	6/9/2013 0:36	60.9	7/9/2013 1:41	59.0
1/9/2013 4:21	60.7	2/9/2013 5:26	60.2	3/9/2013 6:31	62.3	4/9/2013 23:36	61.6	6/9/2013 0:41	62.3	7/9/2013 1:46	59.9
1/9/2013 4:26	57.4	2/9/2013 5:31	60.0	3/9/2013 6:36	63.5	4/9/2013 23:41	60.4	6/9/2013 0:46	61.2	7/9/2013 1:51	57.9
1/9/2013 4:31	50.5	2/9/2013 5:36	60.9	3/9/2013 6:41	63.9	4/9/2013 23:46	60.1	6/9/2013 0:51	59.6	7/9/2013 1:56	57.6
1/9/2013 4:36	60.5	2/9/2013 5:41	52.0	3/9/2013 6:46	65.2	4/9/2013 23:51	61.0	6/9/2013 0:56	59.4	7/9/2013 2:01	59.6
1/9/2013 4:41	60.6	2/9/2013 5:46	60.8	3/9/2013 6:51	65.0	4/9/2013 23:56	62.0	6/9/2013 1:01	59.1	7/9/2013 2:06	56.4
1/9/2013 4:46	60.3	2/9/2013 5:51	55.9	3/9/2013 6:56	65.5	5/9/2013 0:01	61.6	6/9/2013 1:06	58.4	7/9/2013 2:11	60.8
1/9/2013 4:51	60.8	2/9/2013 5:56	52.9	3/9/2013 23:01	62.9	5/9/2013 0:06	60.1	6/9/2013 1:11	60.2	7/9/2013 2:16	57.6
1/9/2013 4:56	60.7	2/9/2013 6:01	54.7	3/9/2013 23:06	63.5	5/9/2013 0:11	59.2	6/9/2013 1:16	60.4	7/9/2013 2:21	56.4
1/9/2013 5:01	52.1	2/9/2013 6:06	58.5	3/9/2013 23:11	62.9	5/9/2013 0:16	59.1	6/9/2013 1:21	57.0	7/9/2013 2:26	58.1
1/9/2013 5:06	46.1	2/9/2013 6:11	58.2	3/9/2013 23:16	62.9	5/9/2013 0:21	61.1	6/9/2013 1:26	61.0	7/9/2013 2:31	58.1
1/9/2013 5:11	54.6	2/9/2013 6:16	60.4	3/9/2013 23:21	61.4	5/9/2013 0:26	60.5	6/9/2013 1:31	60.4	7/9/2013 2:36	56.7
1/9/2013 5:16	52.9	2/9/2013 6:21	60.3	3/9/2013 23:26	63.4	5/9/2013 0:31	61.5	6/9/2013 1:36	59.6	7/9/2013 2:41	57.5
1/9/2013 5:21	52.2	2/9/2013 6:26	62.4	3/9/2013 23:31	61.0	5/9/2013 0:36	60.6	6/9/2013 1:41	59.0	7/9/2013 2:46	54.2
1/9/2013 5:26	60.6	2/9/2013 6:31	62.0	3/9/2013 23:36	62.7	5/9/2013 0:41	61.6	6/9/2013 1:46	59.9	7/9/2013 2:51	53.0
1/9/2013 5:31	60.6	2/9/2013 6:36	62.1	3/9/2013 23:41	63.9	5/9/2013 0:46	61.2	6/9/2013 1:51	57.9	7/9/2013 2:56	56.1
1/9/2013 5:36	50.4	2/9/2013 6:41	63.5	3/9/2013 23:46	59.4	5/9/2013 0:51	61.3	6/9/2013 1:56	57.6	7/9/2013 3:01	53.9
1/9/2013 5:41	55.3	2/9/2013 6:46	63.4	3/9/2013 23:51	61.6	5/9/2013 0:56	56.4	6/9/2013 2:01	59.6	7/9/2013 3:06	55.6
1/9/2013 5:46	58.1	2/9/2013 6:51	64.0	3/9/2013 23:56	62.0	5/9/2013 1:01	59.6	6/9/2013 2:06	56.4	7/9/2013 3:11	53.7
1/9/2013 5:51	56.2	2/9/2013 6:56	64.5	4/9/2013 0:01	61.4	5/9/2013 1:06	62.5	6/9/2013 2:11	60.8	7/9/2013 3:16	53.7
1/9/2013 5:56	56.7	2/9/2013 23:01	62.6	4/9/2013 0:06	58.9	5/9/2013 1:11	59.8	6/9/2013 2:16	57.6	7/9/2013 3:21	54.1
1/9/2013 6:01	54.9	2/9/2013 23:06	63.3	4/9/2013 0:11	61.3	5/9/2013 1:16	59.1	6/9/2013 2:21	56.4	7/9/2013 3:26	55.5
1/9/2013 6:06	57.7	2/9/2013 23:11	62.5	4/9/2013 0:16	62.6	5/9/2013 1:21	60.3	6/9/2013 2:26	58.1	7/9/2013 3:31	60.8
1/9/2013 6:11	57.9	2/9/2013 23:16	62.8	4/9/2013 0:21	60.1	5/9/2013 1:26	59.8	6/9/2013 2:31	58.1	7/9/2013 3:36	48.1
1/9/2013 6:16	61.3	2/9/2013 23:21	62.2	4/9/2013 0:26	61.0	5/9/2013 1:31	57.2	6/9/2013 2:36	56.7	7/9/2013 3:41	49.4
1/9/2013 6:21	57.5	2/9/2013 23:26	62.1	4/9/2013 0:31	60.3	5/9/2013 1:36	60.0	6/9/2013 2:41	57.5	7/9/2013 3:46	60.4
1/9/2013 6:26	60.8	2/9/2013 23:31	62.0	4/9/2013 0:36	59.1	5/9/2013 1:41	56.8	6/9/2013 2:46	54.2	7/9/2013 3:51	47.2
1/9/2013 6:31	57.5	2/9/2013 23:36	61.4	4/9/2013 0:41	59.0	5/9/2013 1:46	55.8	6/9/2013 2:51	53.0	7/9/2013 3:56	60.8
1/9/2013 6:36	60.8	2/9/2013 23:41	61.0	4/9/2013 0:46	58.0	5/9/2013 1:51	61.5	6/9/2013 2:56	56.1	7/9/2013 4:01	60.0
1/9/2013 6:41	61.1	2/9/2013 23:46	61.9	4/9/2013 0:51	56.4	5/9/2013 1:56	57.3	6/9/2013 3:01	53.9	7/9/2013 4:06	60.4
1/9/2013 6:46	61.6	2/9/2013 23:51	60.9	4/9/2013 0:56	58.2	5/9/2013 2:01	59.3	6/9/2013 3:06	55.6	7/9/2013 4:11	60.5
1/9/2013 6:51	62.8	2/9/2013 23:56	61.4	4/9/2013 1:01	56.1	5/9/2013 2:06	57.0	6/9/2013 3:11	53.7	7/9/2013 4:16	45.7
1/9/2013 6:56	59.9	3/9/2013 0:01	62.5	4/9/2013 1:06	56.6	5/9/2013 2:11	60.1	6/9/2013 3:16	53.7	7/9/2013 4:21	60.5
1/9/2013 23:01	62.0	3/9/2013 0:06	61.1	4/9/2013 1:11	56.1	5/9/2013 2:16	60.1	6/9/2013 3:21	54.1	7/9/2013 4:26	60.4
1/9/2013 23:06	60.4	3/9/2013 0:11	60.7	4/9/2013 1:16	51.8	5/9/2013 2:21	59.8	6/9/2013 3:26	55.5	7/9/2013 4:31	59.7
1/9/2013 23:11	60.9	3/9/2013 0:16	61.0	4/9/2013 1:21	55.9	5/9/2013 2:26	48.3	6/9/2013 3:31	60.8	7/9/2013 4:36	60.2
1/9/2013 23:16	59.6	3/9/2013 0:21	61.0	4/9/2013 1:26	55.2	5/9/2013 2:31	46.1	6/9/2013 3:36	48.1	7/9/2013 4:41	59.7
1/9/2013 23:21	59.5	3/9/2013 0:26	60.3	4/9/2013 1:31	55.3	5/9/2013 2:36	60.6	6/9/2013 3:41	49.4	7/9/2013 4:46	60.0
1/9/2013 23:26	61.2	3/9/2013 0:31	60.8	4/9/2013 1:36	45.7	5/9/2013 2:41	60.8	6/9/2013 3:46	60.4	7/9/2013 4:51	59.8
1/9/2013 23:31	58.0	3/9/2013 0:36	59.0	4/9/2013 1:41	60.8	5/9/2013 2:46	59.8	6/9/2013 3:51	47.2	7/9/2013 4:56	60.0
1/9/2013 23:36	61.9	3/9/2013 0:41	58.4	4/9/2013 1:46	39.3	5/9/2013 2:51	60.9	6/9/2013 3:56	60.8	7/9/2013 5:01	60.6
1/9/2013 23:41	62.1	3/9/2013 0:46	59.5	4/9/2013 1:51	53.6	5/9/2013 2:56	54.0	6/9/2013 4:01	60.0	7/9/2013 5:06	49.4
1/9/2013 23:46	61.6	3/9/2013 0:51	57.2	4/9/2013 1:56	60.7	5/9/2013 3:01	57.5	6/9/2013 4:06	60.4	7/9/2013 5:11	59.8
1/9/2013 23:51	65.3	3/9/2013 0:56	59.5	4/9/2013 2:01	59.8	5/9/2013 3:06	56.0	6/9/2013 4:11	60.5	7/9/2013 5:16	54.8
1/9/2013 23:56	60.9	3/9/2013 1:01	59.5	4/9/2013 2:06	60.3	5/9/2013 3:11	60.2	6/9/2013 4:16	45.7	7/9/2013 5:21	44.6
2/9/2013 0:01	60.3	3/9/2013 1:06	57.7	4/9/2013 2:11	60.9	5/9/2013 3:16	59.4	6/9/2013 4:21	60.5	7/9/2013 5:26	60.1
2/9/2013 0:06	60.2	3/9/2013 1:11	55.3	4/9/2013 2:16	60.1	5/9/2013 3:21	60.1	6/9/2013 4:26	60.4	7/9/2013 5:31	59.9
2/9/2013 0:11	60.2	3/9/2013 1:16	57.9	4/9/2013 2:21	60.5	5/9/2013 3:26	59.2	6/9/2013 4:31	59.7	7/9/2013 5:36	41.5
2/9/2013 0:16	60.2	3/9/2013 1:21	53.7	4/9/2013 2:26	60.0	5/9/2013 3:31	59.7	6/9/2013 4:36	60.2	7/9/2013 5:41	60.7
2/9/2013 0:21	57.8	3/9/2013 1:26	54.9	4/9/2013 2:31	52.2	5/9/2013 3:36	50.3	6/9/2013 4:41	59.7	7/9/2013 5:46	53.2
2/9/2013 0:26	56.6	3/9/2013 1:31	47.6	4/9/2013 2:36	60.5	5/9/2013 3:41	58.7	6/9/2013 4:46	60.0	7/9/2013 5:51	52.3
2/9/2013 0:31	57.5	3/9/2013 1:36	54.9	4/9/2013 2:41	59.7	5/9/2013 3:46	60.2	6/9/2013 4:51	59.8	7/9/2013 5:56	54.3
2/9/2013 0:36	54.8	3/9/2013 1:41	60.8	4/9/2013 2:46	59.1	5/9/2013 3:51	58.9	6/9/2013 4:56	60.0	7/9/2013 6:01	55.0
2/9/2013 0:41	50.7	3/9/2013 1:46	41.5	4/9/2013 2:51	60.5	5/9/2013 3:56	59.6	6/9/2013 5:01	60.6	7/9/2013 6:06	57.8
2/9/2013 0:46	56.4	3/9/2013 1:51	53.6	4/9/2013 2:56	60.0	5/9/2013 4:01	58.0	6/9/2013 5:06	49.4	7/9/2013 6:11	58.1
2/9/2013 0:51	57.8	3/9/2013 1:56	57.3	4/9/2013 3:01	59.6	5/9/2013 4:06	57.9	6/9/2013 5:11	59.8	7/9/2013 6:16	57.5
2/9/2013 0:56	60.8	3/9/2013 2:01	60.5	4/9/2013 3:06	59.1	5/9/2013 4:11	59.6	6/9/2013 5:16	54.8	7/9/2013 6:21	59.5
2/9/2013 1:01	56.6	3/9/2013 2:06	60.8	4/9/2013 3:11	60.0	5/9/2013 4:16	60.0	6/9/2013 5:21	44.6	7/9/2013 6:26	60.5
2/9/2013 1:06	60.6	3/9/2013 2:11	60.7	4/9/2013 3:16	59.7	5/9/2013 4:21	60.8	6/9/2013 5:26	60.1	7/9/2013 6:31	60.3
2/9/2013 1:11	49.3	3/9/2013 2:16	60.5	4/9/2013 3:21	59.0	5/9/2013 4:26	55.6	6/9/2013 5:31	59.9	7/9/2013 6:36	61.2
2/9/2013 1:16	60.5	3/9/2013 2:21	60.6	4/9/2013 3:26	59.4	5/9/2013 4:31	51.1	6/9/2013 5:36	41.5	7/9/2013 6:41	63.5
2/9/2013 1:21	60.8	3/9/2013 2:26	53.5	4/9/2013 3:31	59.2	5/9/2013 4:36	59.6	6/9/2013 5:41	60.7	7/9/2013 6:46	61.7
2/9/2013 1:26	54.3	3/9/2013 2:31	60.3	4/9/2013 3:36	60.7	5/9/2013 4:41	59.4	6/9/2013 5:46	53.2	7/9/2013 6:51	63.5
2/9/2013 1:31	59.9	3/9/2013 2:36	60.3	4/9/2013 3:41	58.6	5/9/2013 4:46	59.0	6/9/2013 5:51	52.3	7/9/2013 6:56	62.3
2/9/2013 1:36	51.0	3/9/2013 2:41	59.9	4/9/2013 3:46	48.3	5/9/2013 4:51	59.5	6/9/2013 5:56	54.3	7/9/2013 23:01	62.1
2/9/2013 1:41	60.4	3/9/2013 2:46	60.3	4							

Real-time Noise Data		RTN4 (Causeway Bay Community Centre)									
8/9/2013 2:06	56.1	9/9/2013 3:11	59.4	10/9/2013 4:16	57.4	11/9/2013 5:21	59.4	12/9/2013 6:26	60.2	13/9/2013 23:31	62.0
8/9/2013 2:11	52.8	9/9/2013 3:16	57.4	10/9/2013 4:21	58.8	11/9/2013 5:26	59.8	12/9/2013 6:31	62.1	13/9/2013 23:36	61.8
8/9/2013 2:16	55.8	9/9/2013 3:21	58.6	10/9/2013 4:26	58.8	11/9/2013 5:31	59.3	12/9/2013 6:36	61.1	13/9/2013 23:41	61.7
8/9/2013 2:21	53.8	9/9/2013 3:26	57.2	10/9/2013 4:31	57.0	11/9/2013 5:36	60.2	12/9/2013 6:41	62.6	13/9/2013 23:46	62.2
8/9/2013 2:26	57.5	9/9/2013 3:31	59.1	10/9/2013 4:36	60.0	11/9/2013 5:41	59.5	12/9/2013 6:46	62.6	13/9/2013 23:51	62.0
8/9/2013 2:31	57.7	9/9/2013 3:36	59.8	10/9/2013 4:41	59.2	11/9/2013 5:46	49.7	12/9/2013 6:51	62.8	13/9/2013 23:56	62.1
8/9/2013 2:36	58.8	9/9/2013 3:41	59.0	10/9/2013 4:46	57.3	11/9/2013 5:51	60.8	12/9/2013 6:56	62.6	14/9/2013 0:01	61.7
8/9/2013 2:41	50.1	9/9/2013 3:46	58.4	10/9/2013 4:51	58.2	11/9/2013 5:56	51.9	12/9/2013 23:01	62.2	14/9/2013 0:06	62.3
8/9/2013 2:46	53.8	9/9/2013 3:51	57.9	10/9/2013 4:56	59.0	11/9/2013 6:01	43.6	12/9/2013 23:06	61.4	14/9/2013 0:11	60.4
8/9/2013 2:51	56.4	9/9/2013 3:56	56.5	10/9/2013 5:01	58.2	11/9/2013 6:06	55.1	12/9/2013 23:11	61.2	14/9/2013 0:16	63.0
8/9/2013 2:56	53.5	9/9/2013 4:01	57.5	10/9/2013 5:06	59.1	11/9/2013 6:11	57.7	12/9/2013 23:16	62.2	14/9/2013 0:21	61.3
8/9/2013 3:01	52.6	9/9/2013 4:06	58.9	10/9/2013 5:11	58.4	11/9/2013 6:16	58.7	12/9/2013 23:21	61.7	14/9/2013 0:26	60.8
8/9/2013 3:06	60.1	9/9/2013 4:11	57.5	10/9/2013 5:16	54.1	11/9/2013 6:21	57.9	12/9/2013 23:26	61.2	14/9/2013 0:31	62.2
8/9/2013 3:11	54.6	9/9/2013 4:16	58.1	10/9/2013 5:21	59.2	11/9/2013 6:26	61.1	12/9/2013 23:31	61.1	14/9/2013 0:36	60.7
8/9/2013 3:16	60.7	9/9/2013 4:21	57.9	10/9/2013 5:26	58.7	11/9/2013 6:31	60.8	12/9/2013 23:36	59.8	14/9/2013 0:41	61.3
8/9/2013 3:21	49.1	9/9/2013 4:26	56.9	10/9/2013 5:31	58.1	11/9/2013 6:36	61.4	12/9/2013 23:41	60.2	14/9/2013 0:46	64.0
8/9/2013 3:26	60.7	9/9/2013 4:31	58.5	10/9/2013 5:36	59.7	11/9/2013 6:41	61.9	12/9/2013 23:46	60.5	14/9/2013 0:51	61.7
8/9/2013 3:31	60.4	9/9/2013 4:36	58.2	10/9/2013 5:41	59.8	11/9/2013 6:46	62.5	12/9/2013 23:51	59.9	14/9/2013 0:56	59.9
8/9/2013 3:36	60.0	9/9/2013 4:41	58.0	10/9/2013 5:46	60.5	11/9/2013 6:51	62.7	12/9/2013 23:56	61.9	14/9/2013 1:01	60.5
8/9/2013 3:41	60.8	9/9/2013 4:46	57.3	10/9/2013 5:51	60.3	11/9/2013 6:56	62.7	13/9/2013 0:01	59.4	14/9/2013 1:06	57.1
8/9/2013 3:46	48.1	9/9/2013 4:51	57.4	10/9/2013 5:56	44.6	11/9/2013 23:01	63.2	13/9/2013 0:06	60.1	14/9/2013 1:11	60.1
8/9/2013 3:51	56.4	9/9/2013 4:56	59.5	10/9/2013 6:01	48.6	11/9/2013 23:06	60.8	13/9/2013 0:11	61.5	14/9/2013 1:16	59.2
8/9/2013 3:56	52.5	9/9/2013 5:01	58.4	10/9/2013 6:06	56.1	11/9/2013 23:11	61.2	13/9/2013 0:16	60.6	14/9/2013 1:21	59.7
8/9/2013 4:01	60.5	9/9/2013 5:06	58.6	10/9/2013 6:11	57.1	11/9/2013 23:16	60.4	13/9/2013 0:21	59.7	14/9/2013 1:26	60.2
8/9/2013 4:06	60.4	9/9/2013 5:11	57.3	10/9/2013 6:16	56.9	11/9/2013 23:21	61.4	13/9/2013 0:26	59.5	14/9/2013 1:31	58.2
8/9/2013 4:11	59.7	9/9/2013 5:16	59.2	10/9/2013 6:21	58.5	11/9/2013 23:26	60.4	13/9/2013 0:31	57.7	14/9/2013 1:36	56.5
8/9/2013 4:16	48.1	9/9/2013 5:21	58.6	10/9/2013 6:26	60.3	11/9/2013 23:31	61.3	13/9/2013 0:36	59.4	14/9/2013 1:41	57.4
8/9/2013 4:21	60.6	9/9/2013 5:26	59.6	10/9/2013 6:31	60.4	11/9/2013 23:36	60.5	13/9/2013 0:41	57.8	14/9/2013 1:46	57.0
8/9/2013 4:26	59.9	9/9/2013 5:31	58.8	10/9/2013 6:36	61.9	11/9/2013 23:41	61.3	13/9/2013 0:46	57.3	14/9/2013 1:51	55.8
8/9/2013 4:31	59.8	9/9/2013 5:36	59.9	10/9/2013 6:41	62.2	11/9/2013 23:46	60.0	13/9/2013 0:51	55.3	14/9/2013 1:56	55.7
8/9/2013 4:36	59.8	9/9/2013 5:41	60.2	10/9/2013 6:46	62.3	11/9/2013 23:51	60.2	13/9/2013 0:56	55.0	14/9/2013 2:01	58.8
8/9/2013 4:41	54.3	9/9/2013 5:46	47.2	10/9/2013 6:51	64.0	11/9/2013 23:56	59.5	13/9/2013 1:01	58.1	14/9/2013 2:06	57.7
8/9/2013 4:46	59.3	9/9/2013 5:51	41.5	10/9/2013 6:56	63.7	12/9/2013 0:01	61.0	13/9/2013 1:06	50.1	14/9/2013 2:11	56.7
8/9/2013 4:51	59.5	9/9/2013 5:56	60.9	10/9/2013 23:01	59.8	12/9/2013 0:06	60.7	13/9/2013 1:11	56.0	14/9/2013 2:16	57.8
8/9/2013 4:56	59.5	9/9/2013 6:01	46.9	10/9/2013 23:06	60.5	12/9/2013 0:11	63.1	13/9/2013 1:16	48.6	14/9/2013 2:21	54.3
8/9/2013 5:01	59.2	9/9/2013 6:06	53.9	10/9/2013 23:11	61.3	12/9/2013 0:16	59.3	13/9/2013 1:21	49.6	14/9/2013 2:26	57.1
8/9/2013 5:06	59.5	9/9/2013 6:11	58.6	10/9/2013 23:16	62.1	12/9/2013 0:21	59.2	13/9/2013 1:26	54.0	14/9/2013 2:31	53.8
8/9/2013 5:11	60.3	9/9/2013 6:16	60.3	10/9/2013 23:21	61.5	12/9/2013 0:26	58.5	13/9/2013 1:31	47.4	14/9/2013 2:36	60.7
8/9/2013 5:16	60.5	9/9/2013 6:21	57.7	10/9/2013 23:26	61.4	12/9/2013 0:31	59.9	13/9/2013 1:36	60.4	14/9/2013 2:41	60.6
8/9/2013 5:21	42.3	9/9/2013 6:26	62.2	10/9/2013 23:31	61.1	12/9/2013 0:36	54.6	13/9/2013 1:41	60.3	14/9/2013 2:46	51.0
8/9/2013 5:26	59.7	9/9/2013 6:31	59.9	10/9/2013 23:36	61.6	12/9/2013 0:41	54.2	13/9/2013 1:46	49.4	14/9/2013 2:51	53.8
8/9/2013 5:31	59.7	9/9/2013 6:36	62.0	10/9/2013 23:41	59.6	12/9/2013 0:46	58.0	13/9/2013 1:51	59.9	14/9/2013 2:56	51.9
8/9/2013 5:36	60.1	9/9/2013 6:41	62.4	10/9/2013 23:46	58.8	12/9/2013 0:51	54.6	13/9/2013 1:56	59.7	14/9/2013 3:01	53.6
8/9/2013 5:41	43.6	9/9/2013 6:46	62.5	10/9/2013 23:51	63.4	12/9/2013 0:56	56.5	13/9/2013 2:01	60.5	14/9/2013 3:06	53.9
8/9/2013 5:46	39.3	9/9/2013 6:51	64.3	10/9/2013 23:56	60.4	12/9/2013 1:01	54.8	13/9/2013 2:06	60.0	14/9/2013 3:11	53.5
8/9/2013 5:51	53.8	9/9/2013 6:56	63.2	11/9/2013 0:01	58.7	12/9/2013 1:06	49.0	13/9/2013 2:11	58.7	14/9/2013 3:16	55.4
8/9/2013 5:56	60.8	9/9/2013 23:01	61.6	11/9/2013 0:06	57.3	12/9/2013 1:11	51.0	13/9/2013 2:16	59.0	14/9/2013 3:21	54.3
8/9/2013 6:01	46.1	9/9/2013 23:06	62.1	11/9/2013 0:11	59.0	12/9/2013 1:16	58.9	13/9/2013 2:21	60.2	14/9/2013 3:26	60.9
8/9/2013 6:06	57.0	9/9/2013 23:11	61.7	11/9/2013 0:16	58.8	12/9/2013 1:21	50.7	13/9/2013 2:26	59.3	14/9/2013 3:31	60.6
8/9/2013 6:11	59.6	9/9/2013 23:16	61.3	11/9/2013 0:21	59.9	12/9/2013 1:26	52.3	13/9/2013 2:31	60.2	14/9/2013 3:36	55.8
8/9/2013 6:16	61.0	9/9/2013 23:21	61.0	11/9/2013 0:26	61.0	12/9/2013 1:31	57.3	13/9/2013 2:36	60.2	14/9/2013 3:41	60.7
8/9/2013 6:21	59.2	9/9/2013 23:26	60.6	11/9/2013 0:31	64.0	12/9/2013 1:36	53.9	13/9/2013 2:41	60.1	14/9/2013 3:46	60.4
8/9/2013 6:26	59.4	9/9/2013 23:31	60.8	11/9/2013 0:36	57.2	12/9/2013 1:41	60.6	13/9/2013 2:46	59.2	14/9/2013 3:51	60.5
8/9/2013 6:31	57.5	9/9/2013 23:36	58.2	11/9/2013 0:41	59.3	12/9/2013 1:46	60.4	13/9/2013 2:51	60.5	14/9/2013 3:56	48.3
8/9/2013 6:36	57.7	9/9/2013 23:41	60.8	11/9/2013 0:46	56.9	12/9/2013 1:51	60.7	13/9/2013 2:56	59.9	14/9/2013 4:01	60.8
8/9/2013 6:41	58.8	9/9/2013 23:46	58.9	11/9/2013 0:51	56.8	12/9/2013 1:56	55.5	13/9/2013 3:01	58.4	14/9/2013 4:06	60.4
8/9/2013 6:46	61.9	9/9/2013 23:51	58.3	11/9/2013 0:56	59.3	12/9/2013 2:01	60.4	13/9/2013 3:06	59.5	14/9/2013 4:11	59.5
8/9/2013 6:51	67.6	9/9/2013 23:56	58.4	11/9/2013 1:01	60.7	12/9/2013 2:06	60.5	13/9/2013 3:11	60.6	14/9/2013 4:16	60.0
8/9/2013 6:56	59.9	10/9/2013 0:01	58.6	11/9/2013 1:06	56.2	12/9/2013 2:11	60.2	13/9/2013 3:16	60.1	14/9/2013 4:21	60.0
8/9/2013 23:01	59.9	10/9/2013 0:06	60.6	11/9/2013 1:11	54.0	12/9/2013 2:16	59.7	13/9/2013 3:21	59.8	14/9/2013 4:26	59.6
8/9/2013 23:06	60.3	10/9/2013 0:11	59.8	11/9/2013 1:16	54.1	12/9/2013 2:21	59.8	13/9/2013 3:26	59.2	14/9/2013 4:31	59.6
8/9/2013 23:11	60.5	10/9/2013 0:16	59.3	11/9/2013 1:21	53.5	12/9/2013 2:26	44.6	13/9/2013 3:31	58.3	14/9/2013 4:36	59.3
8/9/2013 23:16	60.1	10/9/2013 0:21	60.4	11/9/2013 1:26	52.9	12/9/2013 2:31	50.5	13/9/2013 3:36	58.5	14/9/2013 4:41	60.8
8/9/2013 23:21	61.3	10/9/2013 0:26	58.8	11/9/2013 1:31	60.8	12/9/2013 2:36	60.6	13/9/2013 3:41	57.9	14/9/2013 4:46	60.5
8/9/2013 23:26	61.0	10/9/2013 0:31	57.1	11/9/2013 1:36	60.6	12/9/2013 2:41	59.7	13/9/2013 3:46	58.8	14/9/2013 4:51	60.1
8/9/2013 23:31	61.3	10/9/2013 0:36	56.1	11/9/2013 1:41	60.7	12/9/2013 2:46	60.1	13/9/2013 3:51	58.1	14/9/2013 4:56	59.3
8/9/2013 23:36	61.3	10/9/2013 0:41	58.6	11/9/2013 1:46	42.3	12/9/2013 2:51	59.6	13/9/2013 3:56	58.6	14/9/2013 5:01	60.7
8/9/2013 23:41	62.3	10/9/2013 0:46	57.2	11/9/2013 1:51	60.9	12/9/2013 2:56	60.2	13/9/2013 4:01	58.3	14/9/2013 5:06	60.4
8/9/2013 23:46	60.2	10/9/2013 0:51	50.3	11/9/2013 1:56	60.1	12/9/2013 3:01	59.0	13/9/2013 4:06	57.4	14/9/2013 5:11	50.9
8/9/2013 23:51	58.3	10/9/2013 0:56	48.8	11/9/2013 2:01	60.2	12/9/2013 3:06	59.2	13/9/2013 4:11	57.3	14/9/2013 5:16	59.6
8/9/2013 23:56	55.6	10/9/2013 1:01	48.1	11/9/2013 2:06	59.5	12/9/2013 3:11	59.9	13/9/2013 4:16	58.9	14/9/2013 5:21	45.7
9/9/2013 0:01	56.0	10/9/2013 1:06	57.7	11/9/2013 2:11	58						

Real-time Noise Data		RTN4 (Causeway Bay Community Centre)									
15/9/2013 0:36	58.8	16/9/2013 1:41	60.0	17/9/2013 2:46	59.2	18/9/2013 3:51	59.0	19/9/2013 4:56	59.2	20/9/2013 6:01	52.8
15/9/2013 0:41	59.1	16/9/2013 1:46	57.4	17/9/2013 2:51	60.3	18/9/2013 3:56	58.5	19/9/2013 5:01	57.7	20/9/2013 6:06	55.6
15/9/2013 0:46	59.6	16/9/2013 1:51	59.8	17/9/2013 2:56	58.8	18/9/2013 4:01	60.8	19/9/2013 5:06	59.5	20/9/2013 6:11	49.6
15/9/2013 0:51	61.2	16/9/2013 1:56	59.0	17/9/2013 3:01	59.1	18/9/2013 4:06	59.5	19/9/2013 5:11	57.0	20/9/2013 6:16	55.8
15/9/2013 0:56	57.0	16/9/2013 2:01	59.4	17/9/2013 3:06	58.9	18/9/2013 4:11	59.0	19/9/2013 5:16	58.1	20/9/2013 6:21	59.8
15/9/2013 1:01	58.6	16/9/2013 2:06	59.3	17/9/2013 3:11	59.0	18/9/2013 4:16	58.5	19/9/2013 5:21	58.6	20/9/2013 6:26	58.6
15/9/2013 1:06	59.2	16/9/2013 2:11	59.3	17/9/2013 3:16	59.1	18/9/2013 4:21	59.0	19/9/2013 5:26	58.7	20/9/2013 6:31	58.0
15/9/2013 1:11	57.2	16/9/2013 2:16	58.0	17/9/2013 3:21	59.2	18/9/2013 4:26	58.8	19/9/2013 5:31	59.0	20/9/2013 6:36	55.8
15/9/2013 1:16	56.4	16/9/2013 2:21	57.9	17/9/2013 3:26	59.9	18/9/2013 4:31	59.0	19/9/2013 5:36	60.4	20/9/2013 6:41	58.5
15/9/2013 1:21	54.6	16/9/2013 2:26	58.2	17/9/2013 3:31	59.3	18/9/2013 4:36	59.1	19/9/2013 5:41	59.7	20/9/2013 6:46	58.7
15/9/2013 1:26	55.1	16/9/2013 2:31	58.4	17/9/2013 3:36	59.2	18/9/2013 4:41	58.1	19/9/2013 5:46	60.8	20/9/2013 6:51	60.8
15/9/2013 1:31	56.9	16/9/2013 2:36	58.0	17/9/2013 3:41	57.1	18/9/2013 4:46	58.3	19/9/2013 5:51	60.6	20/9/2013 6:56	62.3
15/9/2013 1:36	56.2	16/9/2013 2:41	59.3	17/9/2013 3:46	59.1	18/9/2013 4:51	58.7	19/9/2013 5:56	43.6	20/9/2013 23:01	61.4
15/9/2013 1:41	56.7	16/9/2013 2:46	57.3	17/9/2013 3:51	58.4	18/9/2013 4:56	58.8	19/9/2013 6:01	48.8	20/9/2013 23:06	60.7
15/9/2013 1:46	60.0	16/9/2013 2:51	58.7	17/9/2013 3:56	59.6	18/9/2013 5:01	59.1	19/9/2013 6:06	56.3	20/9/2013 23:11	61.1
15/9/2013 1:51	58.6	16/9/2013 2:56	58.1	17/9/2013 4:01	57.5	18/9/2013 5:06	59.4	19/9/2013 6:11	56.4	20/9/2013 23:16	60.6
15/9/2013 1:56	55.8	16/9/2013 3:01	57.0	17/9/2013 4:06	58.4	18/9/2013 5:11	58.4	19/9/2013 6:16	58.1	20/9/2013 23:21	60.8
15/9/2013 2:01	55.0	16/9/2013 3:06	57.7	17/9/2013 4:11	57.4	18/9/2013 5:16	59.7	19/9/2013 6:21	58.6	20/9/2013 23:26	59.7
15/9/2013 2:06	56.2	16/9/2013 3:11	59.4	17/9/2013 4:16	57.7	18/9/2013 5:21	59.7	19/9/2013 6:26	60.3	20/9/2013 23:31	59.4
15/9/2013 2:11	54.1	16/9/2013 3:16	58.2	17/9/2013 4:21	57.6	18/9/2013 5:26	59.8	19/9/2013 6:31	62.2	20/9/2013 23:36	60.7
15/9/2013 2:16	58.1	16/9/2013 3:21	57.0	17/9/2013 4:26	58.0	18/9/2013 5:31	59.2	19/9/2013 6:36	61.4	20/9/2013 23:41	62.1
15/9/2013 2:21	51.9	16/9/2013 3:26	58.3	17/9/2013 4:31	56.7	18/9/2013 5:36	59.8	19/9/2013 6:41	62.1	20/9/2013 23:46	60.6
15/9/2013 2:26	49.4	16/9/2013 3:31	56.9	17/9/2013 4:36	57.4	18/9/2013 5:41	60.9	19/9/2013 6:46	62.9	20/9/2013 23:51	60.4
15/9/2013 2:31	59.1	16/9/2013 3:36	58.5	17/9/2013 4:41	57.1	18/9/2013 5:46	49.7	19/9/2013 6:51	62.6	20/9/2013 23:56	60.4
15/9/2013 2:36	54.2	16/9/2013 3:41	57.2	17/9/2013 4:46	57.8	18/9/2013 5:51	55.3	19/9/2013 6:56	63.4	21/9/2013 0:01	60.2
15/9/2013 2:41	60.5	16/9/2013 3:46	57.4	17/9/2013 4:51	57.8	18/9/2013 5:56	60.9	19/9/2013 23:01	62.1	21/9/2013 0:06	60.6
15/9/2013 2:46	60.8	16/9/2013 3:51	59.0	17/9/2013 4:56	59.0	18/9/2013 6:01	54.5	19/9/2013 23:06	61.0	21/9/2013 0:11	59.0
15/9/2013 2:51	60.7	16/9/2013 3:56	58.5	17/9/2013 5:01	58.5	18/9/2013 6:06	50.6	19/9/2013 23:11	61.6	21/9/2013 0:16	58.6
15/9/2013 2:56	57.2	16/9/2013 4:01	57.5	17/9/2013 5:06	59.0	18/9/2013 6:11	57.1	19/9/2013 23:16	60.4	21/9/2013 0:21	60.3
15/9/2013 3:01	55.4	16/9/2013 4:06	58.0	17/9/2013 5:11	58.3	18/9/2013 6:16	56.9	19/9/2013 23:21	61.2	21/9/2013 0:26	58.9
15/9/2013 3:06	57.7	16/9/2013 4:11	58.0	17/9/2013 5:16	57.6	18/9/2013 6:21	59.0	19/9/2013 23:26	61.2	21/9/2013 0:31	59.8
15/9/2013 3:11	52.5	16/9/2013 4:16	56.8	17/9/2013 5:21	59.3	18/9/2013 6:26	61.3	19/9/2013 23:31	60.5	21/9/2013 0:36	60.1
15/9/2013 3:16	60.9	16/9/2013 4:21	56.9	17/9/2013 5:26	58.7	18/9/2013 6:31	60.4	19/9/2013 23:36	60.9	21/9/2013 0:41	62.6
15/9/2013 3:21	60.3	16/9/2013 4:26	57.6	17/9/2013 5:31	59.3	18/9/2013 6:36	61.9	19/9/2013 23:41	61.2	21/9/2013 0:46	56.8
15/9/2013 3:26	56.6	16/9/2013 4:31	58.2	17/9/2013 5:36	59.9	18/9/2013 6:41	62.7	19/9/2013 23:46	60.3	21/9/2013 0:51	55.0
15/9/2013 3:31	50.1	16/9/2013 4:36	58.7	17/9/2013 5:41	60.1	18/9/2013 6:46	63.3	19/9/2013 23:51	59.7	21/9/2013 0:56	64.2
15/9/2013 3:36	55.5	16/9/2013 4:41	59.6	17/9/2013 5:46	60.8	18/9/2013 6:51	63.0	19/9/2013 23:56	62.3	21/9/2013 1:01	56.6
15/9/2013 3:41	60.7	16/9/2013 4:46	58.2	17/9/2013 5:51	53.2	18/9/2013 6:56	63.7	20/9/2013 0:01	60.9	21/9/2013 1:06	55.2
15/9/2013 3:46	60.5	16/9/2013 4:51	58.7	17/9/2013 5:56	60.4	18/9/2013 23:01	59.8	20/9/2013 0:06	61.2	21/9/2013 1:11	58.9
15/9/2013 3:51	53.5	16/9/2013 4:56	56.1	17/9/2013 6:01	47.2	18/9/2013 23:06	61.3	20/9/2013 0:11	60.1	21/9/2013 1:16	57.9
15/9/2013 3:56	54.5	16/9/2013 5:01	59.2	17/9/2013 6:06	57.3	18/9/2013 23:11	62.6	20/9/2013 0:16	61.4	21/9/2013 1:21	57.3
15/9/2013 4:01	60.5	16/9/2013 5:06	58.5	17/9/2013 6:11	57.4	18/9/2013 23:16	62.6	20/9/2013 0:21	60.4	21/9/2013 1:26	47.6
15/9/2013 4:06	60.4	16/9/2013 5:11	59.0	17/9/2013 6:16	57.4	18/9/2013 23:21	61.5	20/9/2013 0:26	59.7	21/9/2013 1:31	55.5
15/9/2013 4:11	59.9	16/9/2013 5:16	59.9	17/9/2013 6:21	57.0	18/9/2013 23:26	61.9	20/9/2013 0:31	61.0	21/9/2013 1:36	53.3
15/9/2013 4:16	59.6	16/9/2013 5:21	60.0	17/9/2013 6:26	60.6	18/9/2013 23:31	62.6	20/9/2013 0:36	59.9	21/9/2013 1:41	57.7
15/9/2013 4:21	57.4	16/9/2013 5:26	60.5	17/9/2013 6:31	61.9	18/9/2013 23:36	60.1	20/9/2013 0:41	59.0	21/9/2013 1:46	51.7
15/9/2013 4:26	60.4	16/9/2013 5:31	51.9	17/9/2013 6:36	61.9	18/9/2013 23:41	60.9	20/9/2013 0:46	58.8	21/9/2013 1:51	43.6
15/9/2013 4:31	60.4	16/9/2013 5:36	60.8	17/9/2013 6:41	63.2	18/9/2013 23:46	60.1	20/9/2013 0:51	61.2	21/9/2013 1:56	46.9
15/9/2013 4:36	59.9	16/9/2013 5:41	51.6	17/9/2013 6:46	62.8	18/9/2013 23:51	60.0	20/9/2013 0:56	57.5	21/9/2013 2:01	46.9
15/9/2013 4:41	60.7	16/9/2013 5:46	60.8	17/9/2013 6:51	62.9	18/9/2013 23:56	61.0	20/9/2013 1:01	58.4	21/9/2013 2:06	55.0
15/9/2013 4:46	59.7	16/9/2013 5:51	53.1	17/9/2013 6:56	62.9	19/9/2013 0:01	61.2	20/9/2013 1:06	56.9	21/9/2013 2:11	52.4
15/9/2013 4:51	60.0	16/9/2013 5:56	54.2	17/9/2013 23:01	62.4	19/9/2013 0:06	60.6	20/9/2013 1:11	57.8	21/9/2013 2:16	59.8
15/9/2013 4:56	59.5	16/9/2013 6:01	55.1	17/9/2013 23:06	61.1	19/9/2013 0:11	58.6	20/9/2013 1:16	57.9	21/9/2013 2:21	60.2
15/9/2013 5:01	53.0	16/9/2013 6:06	51.5	17/9/2013 23:11	61.9	19/9/2013 0:16	65.3	20/9/2013 1:21	59.9	21/9/2013 2:26	60.1
15/9/2013 5:06	44.6	16/9/2013 6:11	59.4	17/9/2013 23:16	61.7	19/9/2013 0:21	60.0	20/9/2013 1:26	59.9	21/9/2013 2:31	60.5
15/9/2013 5:11	58.5	16/9/2013 6:16	62.2	17/9/2013 23:21	60.8	19/9/2013 0:26	60.1	20/9/2013 1:31	56.5	21/9/2013 2:36	60.5
15/9/2013 5:16	60.2	16/9/2013 6:21	61.4	17/9/2013 23:26	61.5	19/9/2013 0:31	57.4	20/9/2013 1:36	55.4	21/9/2013 2:41	54.2
15/9/2013 5:21	60.4	16/9/2013 6:26	61.7	17/9/2013 23:31	61.2	19/9/2013 0:36	59.6	20/9/2013 1:41	54.4	21/9/2013 2:46	59.9
15/9/2013 5:26	59.9	16/9/2013 6:31	62.2	17/9/2013 23:36	60.6	19/9/2013 0:41	56.9	20/9/2013 1:46	54.5	21/9/2013 2:51	60.5
15/9/2013 5:31	60.3	16/9/2013 6:36	63.1	17/9/2013 23:41	62.0	19/9/2013 0:46	57.3	20/9/2013 1:51	54.9	21/9/2013 2:56	59.7
15/9/2013 5:36	60.8	16/9/2013 6:41	64.5	17/9/2013 23:46	60.4	19/9/2013 0:51	58.6	20/9/2013 1:56	48.6	21/9/2013 3:01	60.5
15/9/2013 5:41	51.0	16/9/2013 6:46	64.3	17/9/2013 23:51	59.8	19/9/2013 0:56	57.5	20/9/2013 2:01	54.1	21/9/2013 3:06	60.5
15/9/2013 5:46	60.6	16/9/2013 6:51	64.0	17/9/2013 23:56	61.3	19/9/2013 1:01	54.6	20/9/2013 2:06	56.8	21/9/2013 3:11	59.8
15/9/2013 5:51	60.7	16/9/2013 6:56	63.6	18/9/2013 0:01	60.7	19/9/2013 1:06	53.3	20/9/2013 2:11	45.0	21/9/2013 3:16	59.0
15/9/2013 5:56	49.9	16/9/2013 23:01	60.9	18/9/2013 0:06	59.9	19/9/2013 1:11	55.4	20/9/2013 2:16	62.6	21/9/2013 3:21	59.2
15/9/2013 6:01	60.7	16/9/2013 23:06	61.8	18/9/2013 0:11	58.3	19/9/2013 1:16	55.5	20/9/2013 2:21	54.4	21/9/2013 3:26	50.4
15/9/2013 6:06	53.3	16/9/2013 23:11	61.3	18/9/2013 0:16	60.8	19/9/2013 1:21	56.4	20/9/2013 2:26	59.6	21/9/2013 3:31	60.4
15/9/2013 6:11	60.9	16/9/2013 23:16	61.5	18/9/2013 0:21	58.7	19/9/2013 1:26	53.5	20/9/2013 2:31	59.6	21/9/2013 3:36	60.6
15/9/2013 6:16	56.0	16/9/2013 23:21	61.0	18/9/2013 0:26	60.1	19/9/2013 1:31	53.7	20/9/2013 2:36	60.1	21/9/2013 3:41	58.4
15/9/2013 6:21	57.4	16/9/2013 23:26	59.6	18/9/2013 0:31	59.3	19/9/2013 1:36	60.7	20/9/2013 2:41	51.5	21/9/2013 3:46	58.8
15/9/2013 6:26	60.9	16/9/2013 23:31	62.1	18/9/2013 0:36	57.1	19/9/2013 1:41	51.5	20/9/2013 2:46			

Real-time Noise Data		RTN4 (Causeway Bay Community Centre)									
21/9/2013 23:06	61.7	23/9/2013 0:11	56.6	24/9/2013 1:16	54.5	25/9/2013 2:21	60.0	26/9/2013 3:26	57.5	27/9/2013 4:31	59.5
21/9/2013 23:11	60.8	23/9/2013 0:16	58.1	24/9/2013 1:21	54.1	25/9/2013 2:26	59.4	26/9/2013 3:31	58.6	27/9/2013 4:36	58.2
21/9/2013 23:16	61.4	23/9/2013 0:21	57.9	24/9/2013 1:26	47.2	25/9/2013 2:31	60.2	26/9/2013 3:36	59.8	27/9/2013 4:41	59.3
21/9/2013 23:21	64.2	23/9/2013 0:26	57.6	24/9/2013 1:31	46.6	25/9/2013 2:36	59.8	26/9/2013 3:41	57.8	27/9/2013 4:46	59.1
21/9/2013 23:26	61.8	23/9/2013 0:31	57.0	24/9/2013 1:36	52.9	25/9/2013 2:41	60.4	26/9/2013 3:46	57.2	27/9/2013 4:51	59.4
21/9/2013 23:31	59.8	23/9/2013 0:36	56.3	24/9/2013 1:41	60.4	25/9/2013 2:46	59.5	26/9/2013 3:51	58.4	27/9/2013 4:56	58.6
21/9/2013 23:36	61.8	23/9/2013 0:41	56.2	24/9/2013 1:46	60.4	25/9/2013 2:51	59.3	26/9/2013 3:56	58.1	27/9/2013 5:01	45.0
21/9/2013 23:41	61.1	23/9/2013 0:46	55.1	24/9/2013 1:51	44.1	25/9/2013 2:56	59.7	26/9/2013 4:01	57.8	27/9/2013 5:06	59.4
21/9/2013 23:46	58.9	23/9/2013 0:51	58.5	24/9/2013 1:56	60.5	25/9/2013 3:01	59.9	26/9/2013 4:06	59.4	27/9/2013 5:11	60.0
21/9/2013 23:51	59.1	23/9/2013 0:56	56.2	24/9/2013 2:01	60.8	25/9/2013 3:06	59.2	26/9/2013 4:11	58.5	27/9/2013 5:16	59.7
21/9/2013 23:56	62.0	23/9/2013 1:01	55.9	24/9/2013 2:06	60.6	25/9/2013 3:11	59.4	26/9/2013 4:16	58.1	27/9/2013 5:21	59.7
22/9/2013 0:01	60.1	23/9/2013 1:06	59.5	24/9/2013 2:11	43.6	25/9/2013 3:16	59.0	26/9/2013 4:21	57.1	27/9/2013 5:26	59.9
22/9/2013 0:06	60.9	23/9/2013 1:11	58.2	24/9/2013 2:16	60.7	25/9/2013 3:21	58.8	26/9/2013 4:26	57.7	27/9/2013 5:31	60.1
22/9/2013 0:11	62.4	23/9/2013 1:16	56.4	24/9/2013 2:21	60.3	25/9/2013 3:26	58.6	26/9/2013 4:31	59.2	27/9/2013 5:36	60.7
22/9/2013 0:16	60.3	23/9/2013 1:21	58.0	24/9/2013 2:26	60.0	25/9/2013 3:31	58.2	26/9/2013 4:36	58.8	27/9/2013 5:41	60.4
22/9/2013 0:21	59.8	23/9/2013 1:26	56.4	24/9/2013 2:31	60.9	25/9/2013 3:36	59.6	26/9/2013 4:41	58.4	27/9/2013 5:46	52.4
22/9/2013 0:26	57.7	23/9/2013 1:31	55.8	24/9/2013 2:36	53.3	25/9/2013 3:41	60.4	26/9/2013 4:46	57.6	27/9/2013 5:51	45.0
22/9/2013 0:31	56.9	23/9/2013 1:36	56.5	24/9/2013 2:41	59.6	25/9/2013 3:46	59.0	26/9/2013 4:51	59.9	27/9/2013 5:56	54.9
22/9/2013 0:36	59.2	23/9/2013 1:41	56.3	24/9/2013 2:46	59.4	25/9/2013 3:51	60.4	26/9/2013 4:56	57.8	27/9/2013 6:01	50.5
22/9/2013 0:41	58.0	23/9/2013 1:46	55.8	24/9/2013 2:51	59.3	25/9/2013 3:56	58.1	26/9/2013 5:01	58.5	27/9/2013 6:06	57.6
22/9/2013 0:46	58.0	23/9/2013 1:51	55.8	24/9/2013 2:56	60.6	25/9/2013 4:01	58.9	26/9/2013 5:06	60.1	27/9/2013 6:11	59.9
22/9/2013 0:51	60.9	23/9/2013 1:56	56.0	24/9/2013 3:01	59.8	25/9/2013 4:06	58.5	26/9/2013 5:11	58.7	27/9/2013 6:16	57.8
22/9/2013 0:56	58.4	23/9/2013 2:01	57.1	24/9/2013 3:06	59.5	25/9/2013 4:11	58.4	26/9/2013 5:16	59.6	27/9/2013 6:21	60.4
22/9/2013 1:01	55.6	23/9/2013 2:06	57.8	24/9/2013 3:11	59.8	25/9/2013 4:16	59.3	26/9/2013 5:21	59.4	27/9/2013 6:26	60.1
22/9/2013 1:06	55.1	23/9/2013 2:11	53.4	24/9/2013 3:16	59.8	25/9/2013 4:21	58.8	26/9/2013 5:26	60.0	27/9/2013 6:31	60.1
22/9/2013 1:11	55.7	23/9/2013 2:16	52.7	24/9/2013 3:21	58.8	25/9/2013 4:26	58.5	26/9/2013 5:31	60.2	27/9/2013 6:36	62.0
22/9/2013 1:16	52.7	23/9/2013 2:21	55.7	24/9/2013 3:26	59.8	25/9/2013 4:31	59.6	26/9/2013 5:36	60.9	27/9/2013 6:41	62.4
22/9/2013 1:21	55.5	23/9/2013 2:26	54.4	24/9/2013 3:31	59.1	25/9/2013 4:36	59.3	26/9/2013 5:41	59.5	27/9/2013 6:46	63.0
22/9/2013 1:26	55.9	23/9/2013 2:31	53.9	24/9/2013 3:36	48.4	25/9/2013 4:41	58.5	26/9/2013 5:46	55.0	27/9/2013 6:51	62.9
22/9/2013 1:31	54.0	23/9/2013 2:36	54.3	24/9/2013 3:41	58.4	25/9/2013 4:46	58.2	26/9/2013 5:51	45.7	27/9/2013 6:56	63.8
22/9/2013 1:36	54.2	23/9/2013 2:41	54.9	24/9/2013 3:46	57.2	25/9/2013 4:51	58.5	26/9/2013 5:56	50.0	27/9/2013 7:01	61.8
22/9/2013 1:41	56.3	23/9/2013 2:46	54.4	24/9/2013 3:51	59.5	25/9/2013 4:56	58.7	26/9/2013 6:01	54.4	27/9/2013 7:06	60.5
22/9/2013 1:46	51.9	23/9/2013 2:51	54.9	24/9/2013 3:56	58.7	25/9/2013 5:01	58.8	26/9/2013 6:06	55.1	27/9/2013 7:11	62.7
22/9/2013 1:51	60.7	23/9/2013 2:56	53.8	24/9/2013 4:01	58.5	25/9/2013 5:06	60.0	26/9/2013 6:11	56.4	27/9/2013 7:16	62.1
22/9/2013 1:56	51.2	23/9/2013 3:01	53.7	24/9/2013 4:06	59.4	25/9/2013 5:11	60.6	26/9/2013 6:16	57.6	27/9/2013 7:21	60.8
22/9/2013 2:01	44.6	23/9/2013 3:06	56.0	24/9/2013 4:11	59.8	25/9/2013 5:16	60.2	26/9/2013 6:21	60.5	27/9/2013 7:26	60.6
22/9/2013 2:06	60.7	23/9/2013 3:11	53.0	24/9/2013 4:16	59.3	25/9/2013 5:21	59.7	26/9/2013 6:26	60.2	27/9/2013 7:31	61.1
22/9/2013 2:11	60.9	23/9/2013 3:16	53.6	24/9/2013 4:21	60.3	25/9/2013 5:26	49.9	26/9/2013 6:31	60.5	27/9/2013 7:36	61.9
22/9/2013 2:16	47.2	23/9/2013 3:21	55.4	24/9/2013 4:26	57.1	25/9/2013 5:31	60.6	26/9/2013 6:36	62.3	27/9/2013 7:41	61.6
22/9/2013 2:21	60.6	23/9/2013 3:26	54.5	24/9/2013 4:31	58.6	25/9/2013 5:36	60.9	26/9/2013 6:41	61.8	27/9/2013 7:46	60.1
22/9/2013 2:26	60.7	23/9/2013 3:31	53.6	24/9/2013 4:36	58.7	25/9/2013 5:41	44.1	26/9/2013 6:46	62.4	27/9/2013 7:51	63.5
22/9/2013 2:31	60.8	23/9/2013 3:36	52.3	24/9/2013 4:41	59.2	25/9/2013 5:46	48.8	26/9/2013 6:51	62.6	27/9/2013 7:56	59.9
22/9/2013 2:36	60.5	23/9/2013 3:41	56.0	24/9/2013 4:46	59.8	25/9/2013 5:51	53.3	26/9/2013 6:56	63.8		
22/9/2013 2:41	50.0	23/9/2013 3:46	56.0	24/9/2013 4:51	60.3	25/9/2013 5:56	54.8	26/9/2013 7:01	61.5		
22/9/2013 2:46	60.3	23/9/2013 3:51	55.4	24/9/2013 4:56	58.9	25/9/2013 6:01	58.0	26/9/2013 7:06	62.0		
22/9/2013 2:51	43.6	23/9/2013 3:56	54.6	24/9/2013 5:01	59.8	25/9/2013 6:06	57.5	26/9/2013 7:11	64.1		
22/9/2013 2:56	59.8	23/9/2013 4:01	54.4	24/9/2013 5:06	58.9	25/9/2013 6:11	57.9	26/9/2013 7:16	62.0		
22/9/2013 3:01	59.3	23/9/2013 4:06	53.9	24/9/2013 5:11	59.8	25/9/2013 6:16	58.9	26/9/2013 7:21	61.7		
22/9/2013 3:06	60.5	23/9/2013 4:11	54.3	24/9/2013 5:16	60.3	25/9/2013 6:21	60.4	26/9/2013 7:26	61.1		
22/9/2013 3:11	59.9	23/9/2013 4:16	56.2	24/9/2013 5:21	59.1	25/9/2013 6:26	61.4	26/9/2013 7:31	61.5		
22/9/2013 3:16	59.5	23/9/2013 4:21	55.3	24/9/2013 5:26	46.6	25/9/2013 6:31	61.4	26/9/2013 7:36	61.8		
22/9/2013 3:21	59.5	23/9/2013 4:26	54.2	24/9/2013 5:31	60.1	25/9/2013 6:36	62.7	26/9/2013 7:41	61.7		
22/9/2013 3:26	59.8	23/9/2013 4:31	55.3	24/9/2013 5:36	59.9	25/9/2013 6:41	62.3	26/9/2013 7:46	62.2		
22/9/2013 3:31	59.6	23/9/2013 4:36	54.3	24/9/2013 5:41	60.6	25/9/2013 6:46	62.8	26/9/2013 7:51	60.9		
22/9/2013 3:36	60.0	23/9/2013 4:41	55.1	24/9/2013 5:46	60.5	25/9/2013 6:51	63.8	26/9/2013 7:56	62.0		
22/9/2013 3:41	59.5	23/9/2013 4:46	52.8	24/9/2013 5:51	54.1	25/9/2013 6:56	63.6	27/9/2013 0:01	61.0		
22/9/2013 3:46	59.8	23/9/2013 4:51	54.8	24/9/2013 5:56	53.5	25/9/2013 7:01	60.6	27/9/2013 0:06	60.3		
22/9/2013 3:51	59.2	23/9/2013 4:56	55.9	24/9/2013 6:01	56.3	25/9/2013 7:06	62.6	27/9/2013 0:11	61.1		
22/9/2013 3:56	59.9	23/9/2013 5:01	55.4	24/9/2013 6:06	56.9	25/9/2013 7:11	62.1	27/9/2013 0:16	61.2		
22/9/2013 4:01	59.4	23/9/2013 5:06	57.3	24/9/2013 6:11	54.5	25/9/2013 7:16	61.1	27/9/2013 0:21	59.9		
22/9/2013 4:06	59.0	23/9/2013 5:11	56.1	24/9/2013 6:16	60.3	25/9/2013 7:21	61.2	27/9/2013 0:26	59.7		
22/9/2013 4:11	60.2	23/9/2013 5:16	57.0	24/9/2013 6:21	59.0	25/9/2013 7:26	62.2	27/9/2013 0:31	58.3		
22/9/2013 4:16	59.2	23/9/2013 5:21	56.1	24/9/2013 6:26	61.9	25/9/2013 7:31	62.3	27/9/2013 0:36	59.0		
22/9/2013 4:21	59.7	23/9/2013 5:26	56.8	24/9/2013 6:31	61.7	25/9/2013 7:36	62.0	27/9/2013 0:41	60.0		
22/9/2013 4:26	60.1	23/9/2013 5:31	56.6	24/9/2013 6:36	61.7	25/9/2013 7:41	61.6	27/9/2013 0:46	58.2		
22/9/2013 4:31	58.9	23/9/2013 5:36	56.5	24/9/2013 6:41	62.6	25/9/2013 7:46	61.4	27/9/2013 0:51	56.0		
22/9/2013 4:36	59.2	23/9/2013 5:41	56.5	24/9/2013 6:46	63.7	25/9/2013 7:51	59.6	27/9/2013 0:56	59.0		
22/9/2013 4:41	59.5	23/9/2013 5:46	57.5	24/9/2013 6:51	63.7	25/9/2013 7:56	61.7	27/9/2013 1:01	58.1		
22/9/2013 4:46	58.1	23/9/2013 5:51	57.3	24/9/2013 6:56	63.7	26/9/2013 0:01	61.9	27/9/2013 1:06	57.0		
22/9/2013 4:51	59.4	23/9/2013 5:56	57.4	24/9/2013 7:01	61.8	26/9/2013 0:06	62.2	27/9/2013 1:11	54.0		
22/9/2013 4:56	58.9	23/9/2013 6:01	58.1	24/9/2013 7:06	63.5	26/9/2013 0:11	59.5	27/9/2013 1:16	57.0		
22/9/2013 5:01	60.1	23/9/2013 6:06	58.2	24/9/2013 7:11	62.4	26/9/2013 0:16	60.3	27/9/2013 1:21	57.0		
22/9/2013 5:06	60.2	23/9/2013 6:11	58.8	24/9/2013 7:16	61.0	26/9/2013 0:21	60.4	27/9/2013 1:26	53.7		
22/9/2013 5:11	59.5	23/9/2013 6:16	58.8	24/9/2013 7:21	62.0	26/9/2013 0:26	58.7	27/9/2013 1:31	56.7		
22/9/2013 5:16	60.4	23/9/2013 6:21	59.0	24/9/2013 7:26	60.5	26/9/2013 0:31	58.4	27/9/2013 1			

Real-time Noise Data	RTN1 (Food and Environmental Hygiene Department Depot)			
<b>Normal Day 07:00-19:00</b>	4/10/2013 12:01 65.8	9/10/2013 18:31 66.6	16/10/2013 13:01 67.6	22/10/2013 7:31 66.4
28/9/2013 7:01 65.5	4/10/2013 12:31 65.5	10/10/2013 7:01 65.7	16/10/2013 13:31 67.8	22/10/2013 8:01 65.9
28/9/2013 7:31 66.2	4/10/2013 13:01 65.8	10/10/2013 7:31 66.6	16/10/2013 14:01 67.6	22/10/2013 8:31 66.6
28/9/2013 8:01 67.1	4/10/2013 13:31 66.4	10/10/2013 8:01 66.7	16/10/2013 14:31 67.1	22/10/2013 9:01 66.2
28/9/2013 8:31 67.3	4/10/2013 14:01 66.6	10/10/2013 8:31 67.2	16/10/2013 15:01 67.4	22/10/2013 9:31 66.3
28/9/2013 9:01 67.5	4/10/2013 14:31 67.0	10/10/2013 9:01 67.0	16/10/2013 15:31 67.5	22/10/2013 10:01 67.3
28/9/2013 9:31 66.9	4/10/2013 15:01 67.1	10/10/2013 9:31 67.9	16/10/2013 16:01 67.1	22/10/2013 10:31 67.1
28/9/2013 10:01 67.9	4/10/2013 15:31 67.0	10/10/2013 10:01 68.6	16/10/2013 16:31 67.8	22/10/2013 11:01 67.3
28/9/2013 10:31 67.6	4/10/2013 16:01 67.3	10/10/2013 10:31 68.6	16/10/2013 17:01 67.4	22/10/2013 11:31 67.2
28/9/2013 11:01 67.1	4/10/2013 16:31 67.6	10/10/2013 11:01 68.7	16/10/2013 17:31 67.1	22/10/2013 12:01 66.9
28/9/2013 11:31 66.6	4/10/2013 17:01 67.5	10/10/2013 11:31 69.1	16/10/2013 18:01 67.1	22/10/2013 12:31 67.3
28/9/2013 12:01 66.4	4/10/2013 17:31 66.7	10/10/2013 12:01 69.1	16/10/2013 18:31 66.9	22/10/2013 13:01 66.4
28/9/2013 12:31 66.3	4/10/2013 18:01 66.4	10/10/2013 12:31 66.7	17/10/2013 7:01 65.7	22/10/2013 13:31 67.2
28/9/2013 13:01 66.4	4/10/2013 18:31 65.4	10/10/2013 13:01 69.3	17/10/2013 7:31 66.8	22/10/2013 14:01 67.5
28/9/2013 13:31 66.3	5/10/2013 7:01 65.7	10/10/2013 13:31 70.3	17/10/2013 8:01 66.1	22/10/2013 14:31 67.6
28/9/2013 14:01 66.2	5/10/2013 7:31 66.5	10/10/2013 14:01 68.7	17/10/2013 8:31 66.6	22/10/2013 15:01 67.2
28/9/2013 14:31 66.4	5/10/2013 8:01 67.3	10/10/2013 14:31 68.3	17/10/2013 9:01 66.6	22/10/2013 15:31 67.5
28/9/2013 15:01 66.1	5/10/2013 8:31 68.2	10/10/2013 15:01 69.1	17/10/2013 9:31 67.4	22/10/2013 16:01 66.2
28/9/2013 15:31 66.1	5/10/2013 9:01 68.1	10/10/2013 15:31 70.4	17/10/2013 10:01 67.8	22/10/2013 16:31 66.0
28/9/2013 16:01 66.5	5/10/2013 9:31 67.7	10/10/2013 16:01 70.4	17/10/2013 10:31 67.8	22/10/2013 17:01 66.0
28/9/2013 16:31 66.5	5/10/2013 10:01 68.1	10/10/2013 16:31 68.0	17/10/2013 11:01 67.5	22/10/2013 17:31 66.1
28/9/2013 17:01 68.8	5/10/2013 10:31 67.6	10/10/2013 17:01 67.4	17/10/2013 11:31 67.6	22/10/2013 18:01 66.2
28/9/2013 17:31 68.9	5/10/2013 11:01 67.3	10/10/2013 17:31 65.8	17/10/2013 12:01 66.5	22/10/2013 18:31 65.9
28/9/2013 18:01 65.7	5/10/2013 11:31 67.0	10/10/2013 18:01 65.8	17/10/2013 12:31 66.9	23/10/2013 7:01 65.0
28/9/2013 18:31 66.0	5/10/2013 12:01 66.6	10/10/2013 18:31 65.7	17/10/2013 13:01 67.5	23/10/2013 7:31 66.5
30/9/2013 7:01 65.5	5/10/2013 12:31 66.4	11/10/2013 7:01 65.8	17/10/2013 13:31 67.3	23/10/2013 8:01 65.7
30/9/2013 7:31 67.0	5/10/2013 13:01 68.1	11/10/2013 7:31 66.9	17/10/2013 14:01 68.4	23/10/2013 8:31 65.6
30/9/2013 8:01 66.8	5/10/2013 13:31 70.7	11/10/2013 8:01 66.5	17/10/2013 14:31 68.8	23/10/2013 9:01 65.6
30/9/2013 8:31 65.8	5/10/2013 14:01 71.0	11/10/2013 8:31 67.3	17/10/2013 15:01 67.1	23/10/2013 9:31 66.9
30/9/2013 9:01 66.7	5/10/2013 14:31 70.4	11/10/2013 9:01 67.2	17/10/2013 15:31 67.4	23/10/2013 10:01 67.1
30/9/2013 9:31 67.9	5/10/2013 15:01 66.7	11/10/2013 9:31 67.6	17/10/2013 16:01 67.1	23/10/2013 10:31 67.9
30/9/2013 10:01 67.5	5/10/2013 15:31 66.7	11/10/2013 10:01 68.6	17/10/2013 16:31 67.1	23/10/2013 11:01 66.5
30/9/2013 10:31 67.8	5/10/2013 16:01 66.4	11/10/2013 10:31 70.8	17/10/2013 17:01 67.6	23/10/2013 11:31 65.9
30/9/2013 11:01 66.6	5/10/2013 16:31 68.6	11/10/2013 11:01 70.5	17/10/2013 17:31 67.0	23/10/2013 12:01 65.5
30/9/2013 11:31 66.0	5/10/2013 17:01 70.0	11/10/2013 11:31 71.3	17/10/2013 18:01 66.6	23/10/2013 12:31 66.0
30/9/2013 12:01 66.1	5/10/2013 17:31 68.5	11/10/2013 12:01 71.6	17/10/2013 18:31 66.9	23/10/2013 13:01 66.2
30/9/2013 12:31 66.4	5/10/2013 18:01 68.2	11/10/2013 12:31 68.3	18/10/2013 7:01 65.3	23/10/2013 13:31 67.1
30/9/2013 13:01 67.4	5/10/2013 18:31 66.4	11/10/2013 13:01 67.0	18/10/2013 7:31 66.4	23/10/2013 14:01 67.6
30/9/2013 13:31 67.8	7/10/2013 7:01 66.0	11/10/2013 13:31 68.2	18/10/2013 8:01 65.9	23/10/2013 14:31 67.1
30/9/2013 14:01 67.6	7/10/2013 7:31 67.0	11/10/2013 14:01 72.1	18/10/2013 8:31 66.0	23/10/2013 15:01 67.2
30/9/2013 14:31 66.7	7/10/2013 8:01 67.1	11/10/2013 14:31 72.4	18/10/2013 9:01 66.2	23/10/2013 15:31 66.4
30/9/2013 15:01 66.9	7/10/2013 8:31 67.5	11/10/2013 15:01 70.0	18/10/2013 9:31 67.7	23/10/2013 16:01 66.9
30/9/2013 15:31 66.1	7/10/2013 9:01 67.3	11/10/2013 15:31 67.0	18/10/2013 10:01 67.7	23/10/2013 16:31 66.9
30/9/2013 16:01 66.2	7/10/2013 9:31 67.8	11/10/2013 16:01 67.4	18/10/2013 10:31 66.9	23/10/2013 17:01 66.8
30/9/2013 16:31 66.5	7/10/2013 10:01 67.5	11/10/2013 16:31 67.5	18/10/2013 11:01 67.3	23/10/2013 17:31 66.0
30/9/2013 17:01 66.2	7/10/2013 10:31 68.0	11/10/2013 17:01 66.3	18/10/2013 11:31 66.5	23/10/2013 18:01 66.7
30/9/2013 17:31 66.4	7/10/2013 11:01 67.3	11/10/2013 17:31 66.5	18/10/2013 12:01 65.6	23/10/2013 18:31 66.2
30/9/2013 18:01 67.1	7/10/2013 11:31 67.8	11/10/2013 18:01 66.3	18/10/2013 12:31 65.7	24/10/2013 7:01 65.1
30/9/2013 18:31 65.6	7/10/2013 12:01 66.8	11/10/2013 18:31 65.7	18/10/2013 13:01 66.3	24/10/2013 7:31 66.0
2/10/2013 7:01 64.9	7/10/2013 12:31 67.2	12/10/2013 7:01 65.4	18/10/2013 13:31 66.9	24/10/2013 8:01 65.4
2/10/2013 7:31 66.4	7/10/2013 13:01 67.3	12/10/2013 7:31 66.0	18/10/2013 14:01 66.7	24/10/2013 8:31 65.8
2/10/2013 8:01 66.0	7/10/2013 13:31 69.3	12/10/2013 8:01 67.1	18/10/2013 14:31 66.5	24/10/2013 9:01 66.4
2/10/2013 8:31 66.0	7/10/2013 14:01 68.0	12/10/2013 8:31 67.5	18/10/2013 15:01 66.5	24/10/2013 9:31 66.9
2/10/2013 9:01 66.4	7/10/2013 14:31 69.3	12/10/2013 9:01 67.6	18/10/2013 15:31 66.2	24/10/2013 10:01 67.3
2/10/2013 9:31 67.2	7/10/2013 15:01 69.0	12/10/2013 9:31 67.5	18/10/2013 16:01 66.3	24/10/2013 10:31 67.1
2/10/2013 10:01 67.2	7/10/2013 15:31 67.0	12/10/2013 10:01 67.4	18/10/2013 16:31 66.4	24/10/2013 11:01 66.9
2/10/2013 10:31 66.7	7/10/2013 16:01 67.5	12/10/2013 10:31 68.5	18/10/2013 17:01 66.0	24/10/2013 11:31 66.4
2/10/2013 11:01 67.6	7/10/2013 16:31 67.7	12/10/2013 11:01 72.2	18/10/2013 17:31 65.8	24/10/2013 12:01 66.6
2/10/2013 11:31 67.4	7/10/2013 17:01 68.1	12/10/2013 11:31 71.3	18/10/2013 18:01 65.2	24/10/2013 12:31 66.2
2/10/2013 12:01 67.1	7/10/2013 17:31 67.5	12/10/2013 12:01 67.5	18/10/2013 18:31 65.2	24/10/2013 13:01 66.6
2/10/2013 12:31 66.8	7/10/2013 18:01 67.1	12/10/2013 12:31 66.3	18/10/2013 19:01 64.2	24/10/2013 13:31 66.7
2/10/2013 13:01 67.5	7/10/2013 18:31 66.7	12/10/2013 13:01 66.0	19/10/2013 7:31 65.5	24/10/2013 14:01 66.5
2/10/2013 13:31 67.2	8/10/2013 7:01 65.9	12/10/2013 13:31 66.5	19/10/2013 8:01 66.2	24/10/2013 14:31 66.0
2/10/2013 14:01 68.1	8/10/2013 7:31 66.9	12/10/2013 14:01 66.6	19/10/2013 8:31 66.5	24/10/2013 15:01 66.6
2/10/2013 14:31 68.2	8/10/2013 8:01 66.8	12/10/2013 14:31 66.5	19/10/2013 9:01 66.6	24/10/2013 15:31 66.6
2/10/2013 15:01 67.0	8/10/2013 8:31 66.8	12/10/2013 15:01 67.0	19/10/2013 9:31 66.9	24/10/2013 16:01 66.7
2/10/2013 15:31 66.8	8/10/2013 9:01 66.8	12/10/2013 15:31 66.8	19/10/2013 10:01 67.5	24/10/2013 16:31 67.2
2/10/2013 16:01 66.6	8/10/2013 9:31 66.8	12/10/2013 16:01 66.5	19/10/2013 10:31 67.7	24/10/2013 17:01 67.0
2/10/2013 16:31 67.1	8/10/2013 10:01 67.5	12/10/2013 16:31 66.6	19/10/2013 11:01 66.2	24/10/2013 17:31 65.5
2/10/2013 17:01 67.0	8/10/2013 10:31 67.5	12/10/2013 17:01 68.1	19/10/2013 11:31 66.6	24/10/2013 18:01 64.4
2/10/2013 17:31 67.3	8/10/2013 11:01 67.6	12/10/2013 17:31 66.7	19/10/2013 12:01 66.2	24/10/2013 18:31 64.9
2/10/2013 18:01 66.4	8/10/2013 11:31 67.2	12/10/2013 18:01 66.5	19/10/2013 12:31 65.8	25/10/2013 7:01 64.9
2/10/2013 18:31 65.9	8/10/2013 12:01 66.5	12/10/2013 18:31 65.7	19/10/2013 13:01 65.8	25/10/2013 7:31 65.9
3/10/2013 7:01 66.1	8/10/2013 12:31 66.7	15/10/2013 7:01 65.8	19/10/2013 13:31 65.9	25/10/2013 8:01 65.5
3/10/2013 7:31 67.1	8/10/2013 13:01 67.3	15/10/2013 7:31 66.9	19/10/2013 14:01 66.2	25/10/2013 8:31 66.7
3/10/2013 8:01 66.9	8/10/2013 13:31 67.3	15/10/2013 8:01 66.5	19/10/2013 14:31 66.7	25/10/2013 9:01 66.4
3/10/2013 8:31 66.8	8/10/2013 14:01 67.5	15/10/2013 8:31 66.6	19/10/2013 15:01 66.8	25/10/2013 9:31 66.3
3/10/2013 9:01 67.3	8/10/2013 14:31 67.3	15/10/2013 9:01 66.8	19/10/2013 15:31 66.5	25/10/2013 10:01 66.6
3/10/2013 9:31 68.0	8/10/2013 15:01 67.4	15/10/2013 9:31 67.0	19/10/2013 16:01 67.2	25/10/2013 10:31 66.9
3/10/2013 10:01 67.8	8/10/2013 15:31 67.5	15/10/2013 10:01 67.6	19/10/2013 16:31 66.2	25/10/2013 11:01 66.8
3/10/2013 10:31 67.3	8/10/2013 16:01 67.7	15/10/2013 10:31 67.6	19/10/2013 17:01 67.0	25/10/2013 11:31 66.5
3/10/2013 11:01 67.6	8/10/2013 16:31 67.4	15/10/2013 11:01 67.5	19/10/2013 17:31 66.9	25/10/2013 12:01 65.9
3/10/2013 11:31 66.9	8/10/2013 17:01 66.8	15/10/2013 11:31 66.8	19/10/2013 18:01 66.3	25/10/2013 12:31 65.8
3/10/2013 12:01 66.4	8/10/2013 17:31 66.7	15/10/2013 12:01 66.3	19/10/2013 18:31 65.6	25/10/2013 13:01 66.3
3/10/2013 12:31 66.9	8/10/2013 18:01 67.0	15/10/2013 12:31 66.2	21/10/2013 7:01 65.4	25/10/2013 13:31 66.8
3/10/2013 13:01 66.9	8/10/2013 18:31 66.8	15/10/2013 13:01 67.1	21/10/2013 7:31 66.6	25/10/2013 14:01 67.1
3/10/2013 13:31 67.6	9/10/2013 7:01 66.7	15/10/2013 13:31 66.9	21/10/2013 8:01 65.9	25/10/2013 14:31 66.7
3/10/2013 14:01 67.1	9/10/2013 7:31 66.7	15/10/2013 14:01 66.7	21/10/2013 8:31 65.8	25/10/2013 15:01 66.5
3/10/2013 14:31 67.0	9/10/2013 8:01 66.6	15/10/2013 14:31 67.1	21/10/2013 9:0	

Real-time Noise Data		RTN1 (Food and Environmental Hygiene Department Depot)									
29/9/2013 10:51	66.0	29/9/2013 19:56	64.7	1/10/2013 9:01	64.4	1/10/2013 18:06	65.0	3/10/2013 19:11	65.1	5/10/2013 20:16	65.9
29/9/2013 10:56	66.0	29/9/2013 20:01	65.1	1/10/2013 9:06	65.1	1/10/2013 18:11	65.0	3/10/2013 19:16	64.9	5/10/2013 20:21	66.1
29/9/2013 11:01	66.0	29/9/2013 20:06	65.5	1/10/2013 9:11	64.8	1/10/2013 18:16	65.2	3/10/2013 19:21	65.1	5/10/2013 20:26	66.0
29/9/2013 11:06	65.8	29/9/2013 20:11	64.7	1/10/2013 9:16	65.2	1/10/2013 18:21	66.7	3/10/2013 19:26	64.3	5/10/2013 20:31	66.0
29/9/2013 11:11	65.9	29/9/2013 20:16	65.3	1/10/2013 9:21	65.0	1/10/2013 18:26	64.9	3/10/2013 19:31	64.2	5/10/2013 20:36	66.9
29/9/2013 11:16	65.9	29/9/2013 20:21	64.9	1/10/2013 9:26	65.8	1/10/2013 18:31	64.8	3/10/2013 19:36	64.5	5/10/2013 20:41	66.0
29/9/2013 11:21	66.0	29/9/2013 20:26	64.8	1/10/2013 9:31	65.5	1/10/2013 18:36	64.4	3/10/2013 19:41	65.0	5/10/2013 20:46	66.2
29/9/2013 11:26	66.1	29/9/2013 20:31	64.9	1/10/2013 9:36	66.0	1/10/2013 18:41	64.7	3/10/2013 19:46	65.7	5/10/2013 20:51	65.2
29/9/2013 11:31	65.9	29/9/2013 20:36	64.8	1/10/2013 9:41	65.2	1/10/2013 18:46	64.6	3/10/2013 19:51	65.8	5/10/2013 20:56	65.0
29/9/2013 11:36	66.6	29/9/2013 20:41	64.7	1/10/2013 9:46	65.2	1/10/2013 18:51	64.7	3/10/2013 19:56	67.6	5/10/2013 21:01	65.5
29/9/2013 11:41	66.2	29/9/2013 20:46	64.8	1/10/2013 9:51	65.9	1/10/2013 18:56	66.1	3/10/2013 20:01	66.5	5/10/2013 21:06	65.3
29/9/2013 11:46	66.4	29/9/2013 20:51	64.6	1/10/2013 9:56	65.5	1/10/2013 19:01	64.5	3/10/2013 20:06	66.2	5/10/2013 21:11	65.3
29/9/2013 11:51	66.6	29/9/2013 20:56	64.5	1/10/2013 10:01	65.3	1/10/2013 19:06	64.3	3/10/2013 20:11	65.8	5/10/2013 21:16	65.3
29/9/2013 11:56	66.1	29/9/2013 21:01	64.7	1/10/2013 10:06	65.8	1/10/2013 19:11	64.6	3/10/2013 20:16	65.5	5/10/2013 21:21	65.1
29/9/2013 12:01	66.1	29/9/2013 21:06	64.9	1/10/2013 10:11	65.3	1/10/2013 19:16	64.5	3/10/2013 20:21	65.6	5/10/2013 21:26	64.9
29/9/2013 12:06	66.2	29/9/2013 21:11	64.6	1/10/2013 10:16	65.8	1/10/2013 19:21	64.4	3/10/2013 20:26	66.1	5/10/2013 21:31	65.2
29/9/2013 12:11	65.9	29/9/2013 21:16	65.2	1/10/2013 10:21	65.5	1/10/2013 19:26	64.5	3/10/2013 20:31	65.6	5/10/2013 21:36	65.5
29/9/2013 12:16	65.4	29/9/2013 21:21	65.1	1/10/2013 10:26	65.3	1/10/2013 19:31	64.6	3/10/2013 20:36	65.5	5/10/2013 21:41	66.0
29/9/2013 12:21	66.0	29/9/2013 21:26	64.7	1/10/2013 10:31	64.9	1/10/2013 19:36	64.7	3/10/2013 20:41	65.7	5/10/2013 21:46	65.1
29/9/2013 12:26	65.4	29/9/2013 21:31	65.0	1/10/2013 10:36	65.2	1/10/2013 19:41	64.5	3/10/2013 20:46	65.7	5/10/2013 21:51	65.6
29/9/2013 12:31	65.8	29/9/2013 21:36	64.3	1/10/2013 10:41	65.1	1/10/2013 19:46	64.0	3/10/2013 20:51	66.1	5/10/2013 21:56	65.3
29/9/2013 12:36	66.1	29/9/2013 21:41	64.8	1/10/2013 10:46	64.7	1/10/2013 19:51	64.2	3/10/2013 20:56	65.7	5/10/2013 22:01	65.1
29/9/2013 12:41	65.9	29/9/2013 21:46	64.5	1/10/2013 10:51	65.3	1/10/2013 19:56	63.7	3/10/2013 21:01	65.5	5/10/2013 22:06	65.2
29/9/2013 12:46	65.7	29/9/2013 21:51	65.1	1/10/2013 10:56	65.6	1/10/2013 20:01	65.2	3/10/2013 21:06	65.5	5/10/2013 22:11	65.5
29/9/2013 12:51	65.5	29/9/2013 21:56	65.8	1/10/2013 11:01	64.9	1/10/2013 20:06	64.0	3/10/2013 21:11	65.5	5/10/2013 22:16	65.6
29/9/2013 12:56	65.6	29/9/2013 22:01	65.6	1/10/2013 11:06	64.8	1/10/2013 20:11	63.8	3/10/2013 21:16	65.3	5/10/2013 22:21	65.4
29/9/2013 13:01	66.0	29/9/2013 22:06	65.7	1/10/2013 11:11	65.2	1/10/2013 20:16	63.6	3/10/2013 21:21	64.9	5/10/2013 22:26	65.3
29/9/2013 13:06	65.8	29/9/2013 22:11	66.0	1/10/2013 11:16	65.5	1/10/2013 20:21	64.0	3/10/2013 21:26	65.5	5/10/2013 22:31	65.9
29/9/2013 13:11	65.8	29/9/2013 22:16	66.3	1/10/2013 11:21	65.4	1/10/2013 20:26	64.1	3/10/2013 21:31	65.3	5/10/2013 22:36	65.6
29/9/2013 13:16	66.2	29/9/2013 22:21	65.9	1/10/2013 11:26	65.2	1/10/2013 20:31	63.7	3/10/2013 21:36	65.4	5/10/2013 22:41	65.6
29/9/2013 13:21	66.0	29/9/2013 22:26	66.2	1/10/2013 11:31	64.9	1/10/2013 20:36	63.9	3/10/2013 21:41	65.4	5/10/2013 22:46	64.8
29/9/2013 13:26	65.9	29/9/2013 22:31	65.6	1/10/2013 11:36	65.3	1/10/2013 20:41	63.4	3/10/2013 21:46	65.0	5/10/2013 22:51	65.2
29/9/2013 13:31	65.7	29/9/2013 22:36	65.5	1/10/2013 11:41	65.6	1/10/2013 20:46	63.3	3/10/2013 21:51	65.2	5/10/2013 22:56	65.3
29/9/2013 13:36	66.3	29/9/2013 22:41	65.9	1/10/2013 11:46	67.2	1/10/2013 20:51	63.6	3/10/2013 21:56	65.2	6/10/2013 7:01	64.0
29/9/2013 13:41	65.7	29/9/2013 22:46	65.6	1/10/2013 11:51	67.5	1/10/2013 20:56	64.2	3/10/2013 22:01	65.6	6/10/2013 7:06	64.4
29/9/2013 13:46	65.8	29/9/2013 22:51	65.7	1/10/2013 11:56	65.5	1/10/2013 21:01	64.1	3/10/2013 22:06	64.9	6/10/2013 7:11	64.1
29/9/2013 13:51	66.1	29/9/2013 22:56	66.0	1/10/2013 12:01	65.2	1/10/2013 21:06	64.4	3/10/2013 22:11	64.9	6/10/2013 7:16	64.5
29/9/2013 13:56	66.0	30/9/2013 19:01	64.2	1/10/2013 12:06	65.4	1/10/2013 21:11	63.9	3/10/2013 22:16	65.1	6/10/2013 7:21	64.4
29/9/2013 14:01	66.3	30/9/2013 19:06	65.3	1/10/2013 12:11	64.9	1/10/2013 21:16	64.8	3/10/2013 22:21	65.4	6/10/2013 7:26	65.4
29/9/2013 14:06	66.7	30/9/2013 19:11	65.7	1/10/2013 12:16	65.3	1/10/2013 21:21	64.0	3/10/2013 22:26	65.3	6/10/2013 7:31	65.2
29/9/2013 14:11	65.9	30/9/2013 19:16	65.5	1/10/2013 12:21	65.0	1/10/2013 21:26	63.9	3/10/2013 22:31	65.3	6/10/2013 7:36	64.6
29/9/2013 14:16	66.0	30/9/2013 19:21	65.3	1/10/2013 12:26	67.0	1/10/2013 21:31	64.1	3/10/2013 22:36	64.9	6/10/2013 7:41	64.9
29/9/2013 14:21	65.8	30/9/2013 19:26	65.5	1/10/2013 12:31	65.4	1/10/2013 21:36	64.1	3/10/2013 22:41	65.5	6/10/2013 7:46	64.9
29/9/2013 14:26	66.0	30/9/2013 19:31	65.3	1/10/2013 12:36	65.5	1/10/2013 21:41	64.2	3/10/2013 22:46	65.0	6/10/2013 7:51	64.5
29/9/2013 14:31	66.0	30/9/2013 19:36	64.9	1/10/2013 12:41	65.3	1/10/2013 21:46	64.1	3/10/2013 22:51	65.0	6/10/2013 7:56	64.4
29/9/2013 14:36	65.8	30/9/2013 19:41	64.7	1/10/2013 12:46	66.8	1/10/2013 21:51	64.4	3/10/2013 22:56	65.1	6/10/2013 8:01	64.7
29/9/2013 14:41	65.7	30/9/2013 19:46	65.1	1/10/2013 12:51	67.3	1/10/2013 21:56	63.9	4/10/2013 19:01	65.2	6/10/2013 8:06	64.8
29/9/2013 14:46	65.9	30/9/2013 19:51	65.4	1/10/2013 12:56	65.2	1/10/2013 22:01	63.9	4/10/2013 19:06	65.4	6/10/2013 8:11	65.2
29/9/2013 14:51	65.9	30/9/2013 19:56	66.2	1/10/2013 13:01	66.7	1/10/2013 22:06	63.9	4/10/2013 19:11	65.2	6/10/2013 8:16	65.2
29/9/2013 14:56	65.9	30/9/2013 20:01	66.3	1/10/2013 13:06	65.6	1/10/2013 22:11	63.4	4/10/2013 19:16	65.3	6/10/2013 8:21	65.8
29/9/2013 15:01	65.9	30/9/2013 20:06	66.4	1/10/2013 13:11	64.6	1/10/2013 22:16	64.4	4/10/2013 19:21	65.9	6/10/2013 8:26	65.4
29/9/2013 15:06	66.0	30/9/2013 20:11	66.0	1/10/2013 13:16	65.1	1/10/2013 22:21	63.7	4/10/2013 19:26	66.3	6/10/2013 8:31	65.3
29/9/2013 15:11	65.6	30/9/2013 20:16	65.8	1/10/2013 13:21	66.8	1/10/2013 22:26	64.1	4/10/2013 19:31	65.7	6/10/2013 8:36	65.2
29/9/2013 15:16	65.8	30/9/2013 20:21	65.7	1/10/2013 13:26	65.1	1/10/2013 22:31	64.4	4/10/2013 19:36	66.1	6/10/2013 8:41	65.4
29/9/2013 15:21	65.7	30/9/2013 20:26	65.9	1/10/2013 13:31	64.9	1/10/2013 22:36	63.5	4/10/2013 19:41	66.1	6/10/2013 8:46	65.4
29/9/2013 15:26	66.3	30/9/2013 20:31	65.7	1/10/2013 13:36	66.1	1/10/2013 22:41	63.8	4/10/2013 19:46	66.2	6/10/2013 8:51	65.6
29/9/2013 15:31	65.9	30/9/2013 20:36	65.7	1/10/2013 13:41	65.0	1/10/2013 22:46	63.5	4/10/2013 19:51	66.0	6/10/2013 8:56	65.7
29/9/2013 15:36	66.1	30/9/2013 20:41	65.8	1/10/2013 13:46	65.1	1/10/2013 22:51	63.8	4/10/2013 19:56	66.3	6/10/2013 9:01	65.7
29/9/2013 15:41	66.3	30/9/2013 20:46	65.3	1/10/2013 13:51	65.7	1/10/2013 22:56	63.4	4/10/2013 20:01	66.2	6/10/2013 9:06	66.1
29/9/2013 15:46	68.2	30/9/2013 20:51	65.8	1/10/2013 13:56	67.6	2/10/2013 19:01	65.7	4/10/2013 20:06	66.2	6/10/2013 9:11	65.9
29/9/2013 15:51	66.8	30/9/2013 20:56	64.8	1/10/2013 14:01	65.3	2/10/2013 19:06	65.5	4/10/2013 20:11	66.2	6/10/2013 9:16	66.4
29/9/2013 15:56	66.6	30/9/2013 21:01	64.9	1/10/2013 14:06	65.6	2/10/2013 19:11	66.1	4/10/2013 20:16	65.9	6/10/2013 9:21	66.3
29/9/2013 16:01	65.9	30/9/2013 21:06	65.3	1/10/2013 14:11	66.7	2/10/2013 19:16	66.2	4/10/2013 20:21	65.9	6/10/2013 9:26	65.9
29/9/2013 16:06	65.8	30/9/2013 21:11	65.2	1/10/2013 14:16	65.7	2/10/2013 19:21	66.5	4/10/2013 20:26	65.9	6/10/2013 9:31	65.7
29/9/2013 16:11	66.0	30/9/2013 21:16	65.0	1/10/2013 14:21	66.9	2/10/2013 19:26	66.2	4/10/2013 20:31	66.2	6/10/2013 9:36	66.1
29/9/2013 16:16	65.9	30/9/2013 21:21	65.3	1/10/2013 14:26	68.3	2/10/2013 19:31	65.8	4/10/2013 20:36	66.2	6/10/2013 9:41	65.3
29/9/2013 16:21	66.1	30/9/2013 21:26	65.0	1/10/2013 14:31	68.2	2/10/2013 19:36	66.3	4/10/2013 20:41	66.0	6/10/2013 9:46	65.9
29/9/2013 16:26	66.1	30/9/2013 21:31	64.7	1/10/2013 14:36	68.7	2/10/2013 19:41	66.6	4/10/2013 20:46	66.4	6/10/2013 9:51	65.3
29/9/2013 16:31	66.0	30/9/2013 21:36	65.5	1/10/2013 14:41	67.9	2/10/2013 19:46	66.4	4/10/2013 20:51	66.1	6/10/	

Real-time Noise Data	RTN1 (Food and Environmental Hygiene Department Depot)				
6/10/2013 13:21 65.5	6/10/2013 22:26 64.6	9/10/2013 19:31 65.8	11/10/2013 20:36 65.0	13/10/2013 9:41 65.9	13/10/2013 18:46 65.5
6/10/2013 13:26 68.6	6/10/2013 22:31 65.1	9/10/2013 19:36 66.1	11/10/2013 20:41 65.2	13/10/2013 9:46 65.7	13/10/2013 18:51 65.5
6/10/2013 13:31 68.3	6/10/2013 22:36 64.5	9/10/2013 19:41 66.0	11/10/2013 20:46 64.8	13/10/2013 9:51 65.6	13/10/2013 18:56 65.7
6/10/2013 13:36 68.2	6/10/2013 22:41 64.7	9/10/2013 19:46 66.1	11/10/2013 20:51 65.5	13/10/2013 9:56 65.9	13/10/2013 19:01 65.5
6/10/2013 13:41 62.1	6/10/2013 22:46 64.8	9/10/2013 19:51 66.4	11/10/2013 20:56 64.9	13/10/2013 10:01 65.5	13/10/2013 19:06 65.6
6/10/2013 13:46 65.8	6/10/2013 22:51 64.9	9/10/2013 19:56 65.6	11/10/2013 21:01 65.3	13/10/2013 10:06 65.6	13/10/2013 19:11 65.0
6/10/2013 13:51 65.6	6/10/2013 22:56 64.8	9/10/2013 20:01 65.6	11/10/2013 21:06 64.5	13/10/2013 10:11 65.6	13/10/2013 19:16 65.2
6/10/2013 13:56 65.7	7/10/2013 19:01 66.3	9/10/2013 20:06 65.5	11/10/2013 21:11 65.6	13/10/2013 10:16 65.9	13/10/2013 19:21 65.6
6/10/2013 14:01 65.9	7/10/2013 19:06 66.7	9/10/2013 20:11 65.5	11/10/2013 21:16 65.3	13/10/2013 10:21 65.4	13/10/2013 19:26 65.0
6/10/2013 14:06 66.1	7/10/2013 19:11 66.8	9/10/2013 20:16 65.5	11/10/2013 21:21 64.9	13/10/2013 10:26 65.4	13/10/2013 19:31 64.9
6/10/2013 14:11 66.2	7/10/2013 19:16 66.7	9/10/2013 20:21 65.6	11/10/2013 21:26 65.6	13/10/2013 10:31 65.0	13/10/2013 19:36 64.8
6/10/2013 14:16 66.2	7/10/2013 19:21 66.8	9/10/2013 20:26 65.2	11/10/2013 21:31 64.9	13/10/2013 10:36 65.1	13/10/2013 19:41 65.0
6/10/2013 14:21 66.3	7/10/2013 19:26 66.6	9/10/2013 20:31 65.5	11/10/2013 21:36 65.1	13/10/2013 10:41 65.7	13/10/2013 19:46 64.7
6/10/2013 14:26 66.1	7/10/2013 19:31 66.5	9/10/2013 20:36 65.4	11/10/2013 21:41 65.7	13/10/2013 10:46 65.5	13/10/2013 19:51 64.9
6/10/2013 14:31 66.0	7/10/2013 19:36 66.1	9/10/2013 20:41 65.7	11/10/2013 21:46 64.8	13/10/2013 10:51 65.7	13/10/2013 19:56 65.1
6/10/2013 14:36 66.1	7/10/2013 19:41 65.9	9/10/2013 20:46 65.3	11/10/2013 21:51 65.2	13/10/2013 10:56 64.7	13/10/2013 20:01 64.5
6/10/2013 14:41 66.4	7/10/2013 19:46 66.3	9/10/2013 20:51 65.0	11/10/2013 21:56 64.9	13/10/2013 11:01 65.5	13/10/2013 20:06 65.3
6/10/2013 14:46 66.2	7/10/2013 19:51 65.8	9/10/2013 20:56 64.9	11/10/2013 22:01 65.1	13/10/2013 11:06 65.7	13/10/2013 20:11 65.9
6/10/2013 14:51 66.0	7/10/2013 19:56 66.2	9/10/2013 21:01 65.3	11/10/2013 22:06 64.9	13/10/2013 11:11 65.7	13/10/2013 20:16 65.0
6/10/2013 14:56 66.0	7/10/2013 20:01 65.7	9/10/2013 21:06 65.2	11/10/2013 22:11 65.4	13/10/2013 11:16 65.7	13/10/2013 20:21 64.8
6/10/2013 15:01 65.5	7/10/2013 20:06 66.2	9/10/2013 21:11 65.1	11/10/2013 22:16 65.2	13/10/2013 11:21 65.6	13/10/2013 20:26 64.5
6/10/2013 15:06 66.0	7/10/2013 20:11 65.8	9/10/2013 21:16 65.4	11/10/2013 22:21 65.4	13/10/2013 11:26 66.1	13/10/2013 20:31 64.7
6/10/2013 15:11 65.8	7/10/2013 20:16 65.3	9/10/2013 21:21 65.2	11/10/2013 22:26 64.7	13/10/2013 11:31 65.3	13/10/2013 20:36 64.3
6/10/2013 15:16 65.8	7/10/2013 20:21 65.8	9/10/2013 21:26 65.1	11/10/2013 22:31 65.2	13/10/2013 11:36 65.0	13/10/2013 20:41 64.5
6/10/2013 15:21 66.3	7/10/2013 20:26 65.7	9/10/2013 21:31 65.2	11/10/2013 22:36 64.8	13/10/2013 11:41 65.2	13/10/2013 20:46 64.3
6/10/2013 15:26 65.8	7/10/2013 20:31 65.4	9/10/2013 21:36 65.5	11/10/2013 22:41 64.8	13/10/2013 11:46 65.1	13/10/2013 20:51 65.6
6/10/2013 15:31 65.8	7/10/2013 20:36 65.7	9/10/2013 21:41 65.3	11/10/2013 22:46 64.9	13/10/2013 11:51 64.8	13/10/2013 20:56 64.9
6/10/2013 15:36 65.5	7/10/2013 20:41 65.6	9/10/2013 21:46 64.7	11/10/2013 22:51 65.0	13/10/2013 11:56 66.3	13/10/2013 21:01 64.9
6/10/2013 15:41 65.9	7/10/2013 20:46 65.6	9/10/2013 21:51 65.1	11/10/2013 22:56 64.9	13/10/2013 12:01 64.8	13/10/2013 21:06 64.3
6/10/2013 15:46 66.0	7/10/2013 20:51 65.5	9/10/2013 21:56 64.9	12/10/2013 19:01 65.7	13/10/2013 12:06 65.4	13/10/2013 21:11 64.4
6/10/2013 15:51 66.7	7/10/2013 20:56 65.2	9/10/2013 22:01 64.9	12/10/2013 19:06 65.7	13/10/2013 12:11 65.0	13/10/2013 21:16 64.6
6/10/2013 15:56 66.2	7/10/2013 21:01 65.5	9/10/2013 22:06 65.1	12/10/2013 19:11 66.4	13/10/2013 12:16 65.1	13/10/2013 21:21 65.0
6/10/2013 16:01 66.1	7/10/2013 21:06 65.1	9/10/2013 22:11 65.6	12/10/2013 19:16 65.5	13/10/2013 12:21 65.6	13/10/2013 21:26 64.8
6/10/2013 16:06 65.7	7/10/2013 21:11 65.6	9/10/2013 22:16 65.5	12/10/2013 19:21 65.9	13/10/2013 12:26 65.3	13/10/2013 21:31 64.8
6/10/2013 16:11 65.7	7/10/2013 21:16 65.2	9/10/2013 22:21 65.1	12/10/2013 19:26 65.4	13/10/2013 12:31 65.4	13/10/2013 21:36 64.8
6/10/2013 16:16 66.4	7/10/2013 21:21 65.9	9/10/2013 22:26 65.0	12/10/2013 19:31 65.5	13/10/2013 12:36 65.1	13/10/2013 21:41 65.6
6/10/2013 16:21 66.2	7/10/2013 21:26 65.7	9/10/2013 22:31 64.9	12/10/2013 19:36 65.3	13/10/2013 12:41 65.4	13/10/2013 21:46 64.4
6/10/2013 16:26 66.0	7/10/2013 21:31 65.5	9/10/2013 22:36 65.0	12/10/2013 19:41 65.0	13/10/2013 12:46 65.0	13/10/2013 21:51 64.7
6/10/2013 16:31 66.1	7/10/2013 21:36 65.2	9/10/2013 22:41 65.5	12/10/2013 19:46 66.4	13/10/2013 12:51 65.4	13/10/2013 21:56 64.4
6/10/2013 16:36 65.9	7/10/2013 21:41 65.9	9/10/2013 22:46 65.1	12/10/2013 19:51 65.0	13/10/2013 12:56 65.3	13/10/2013 22:01 65.3
6/10/2013 16:41 66.0	7/10/2013 21:46 65.1	9/10/2013 22:51 65.1	12/10/2013 19:56 65.1	13/10/2013 13:01 65.5	13/10/2013 22:06 64.4
6/10/2013 16:46 66.1	7/10/2013 21:51 65.2	9/10/2013 22:56 64.9	12/10/2013 20:01 65.3	13/10/2013 13:06 65.5	13/10/2013 22:11 64.6
6/10/2013 16:51 66.0	7/10/2013 21:56 65.1	10/10/2013 19:01 66.3	12/10/2013 20:06 64.9	13/10/2013 13:11 65.4	13/10/2013 22:16 65.3
6/10/2013 16:56 65.9	7/10/2013 22:01 64.9	10/10/2013 19:06 66.4	12/10/2013 20:11 64.8	13/10/2013 13:16 65.7	13/10/2013 22:21 64.8
6/10/2013 17:01 65.9	7/10/2013 22:06 65.0	10/10/2013 19:11 66.2	12/10/2013 20:16 65.2	13/10/2013 13:21 65.5	13/10/2013 22:26 65.0
6/10/2013 17:06 65.7	7/10/2013 22:11 65.3	10/10/2013 19:16 66.6	12/10/2013 20:21 64.9	13/10/2013 13:26 65.5	13/10/2013 22:31 64.6
6/10/2013 17:11 66.2	7/10/2013 22:16 65.3	10/10/2013 19:21 66.6	12/10/2013 20:26 64.7	13/10/2013 13:31 65.5	13/10/2013 22:36 64.5
6/10/2013 17:16 66.1	7/10/2013 22:21 65.3	10/10/2013 19:26 66.2	12/10/2013 20:31 65.0	13/10/2013 13:36 65.1	13/10/2013 22:41 64.6
6/10/2013 17:21 66.0	7/10/2013 22:26 65.4	10/10/2013 19:31 66.2	12/10/2013 20:36 65.2	13/10/2013 13:41 65.1	13/10/2013 22:46 65.1
6/10/2013 17:26 65.5	7/10/2013 22:31 65.2	10/10/2013 19:36 66.6	12/10/2013 20:41 64.9	13/10/2013 13:46 65.1	13/10/2013 22:51 64.5
6/10/2013 17:31 65.8	7/10/2013 22:36 65.5	10/10/2013 19:41 65.7	12/10/2013 20:46 64.9	13/10/2013 13:51 64.9	13/10/2013 22:56 64.4
6/10/2013 17:36 65.8	7/10/2013 22:41 65.1	10/10/2013 19:46 65.5	12/10/2013 20:51 64.7	13/10/2013 13:56 65.2	14/10/2013 7:01 64.1
6/10/2013 17:41 66.7	7/10/2013 22:46 64.8	10/10/2013 19:51 66.0	12/10/2013 20:56 64.8	13/10/2013 14:01 65.7	14/10/2013 7:06 63.9
6/10/2013 17:46 65.7	7/10/2013 22:51 64.8	10/10/2013 19:56 65.8	12/10/2013 21:01 65.3	13/10/2013 14:06 65.5	14/10/2013 7:11 63.3
6/10/2013 17:51 66.2	7/10/2013 22:56 65.0	10/10/2013 20:01 65.5	12/10/2013 21:06 65.0	13/10/2013 14:11 65.1	14/10/2013 7:16 64.0
6/10/2013 17:56 65.5	8/10/2013 19:01 66.4	10/10/2013 20:06 65.3	12/10/2013 21:11 65.4	13/10/2013 14:16 64.8	14/10/2013 7:21 64.0
6/10/2013 18:01 66.0	8/10/2013 19:06 66.6	10/10/2013 20:11 65.7	12/10/2013 21:16 65.2	13/10/2013 14:21 65.0	14/10/2013 7:26 65.1
6/10/2013 18:06 65.8	8/10/2013 19:11 66.6	10/10/2013 20:16 65.3	12/10/2013 21:21 64.3	13/10/2013 14:26 64.9	14/10/2013 7:31 64.6
6/10/2013 18:11 65.7	8/10/2013 19:16 66.6	10/10/2013 20:21 65.7	12/10/2013 21:26 64.9	13/10/2013 14:31 65.0	14/10/2013 7:36 63.9
6/10/2013 18:16 65.5	8/10/2013 19:21 66.6	10/10/2013 20:26 65.7	12/10/2013 21:31 64.9	13/10/2013 14:36 65.2	14/10/2013 7:41 64.4
6/10/2013 18:21 65.8	8/10/2013 19:26 66.5	10/10/2013 20:31 65.5	12/10/2013 21:36 64.9	13/10/2013 14:41 65.3	14/10/2013 7:46 64.4
6/10/2013 18:26 65.4	8/10/2013 19:31 66.2	10/10/2013 20:36 66.0	12/10/2013 21:41 65.4	13/10/2013 14:46 65.2	14/10/2013 7:51 65.4
6/10/2013 18:31 65.7	8/10/2013 19:36 65.9	10/10/2013 20:41 65.6	12/10/2013 21:46 64.4	13/10/2013 14:51 65.4	14/10/2013 7:56 64.6
6/10/2013 18:36 65.6	8/10/2013 19:41 66.1	10/10/2013 20:46 65.3	12/10/2013 21:51 65.0	13/10/2013 14:56 65.4	14/10/2013 8:01 64.2
6/10/2013 18:41 65.8	8/10/2013 19:46 65.7	10/10/2013 20:51 65.6	12/10/2013 21:56 64.8	13/10/2013 15:01 65.1	14/10/2013 8:06 65.0
6/10/2013 18:46 65.4	8/10/2013 19:51 66.1	10/10/2013 20:56 65.5	12/10/2013 22:01 64.6	13/10/2013 15:06 65.2	14/10/2013 8:11 64.8
6/10/2013 18:51 65.5	8/10/2013 19:56 66.4	10/10/2013 21:01 65.2	12/10/2013 22:06 64.8	13/10/2013 15:11 64.8	14/10/2013 8:16 65.0
6/10/2013 18:56 65.5	8/10/2013 20:01 65.8	10/10/2013 21:06 65.6	12/10/2013 22:11 64.3	13/10/2013 15:16 65.0	14/10/2013 8:21 64.2
6/10/2013 19:01 65.4	8/10/2013 20:06 65.5	10/10/2013 21:11 65.5	12/10/2013 22:16 65.2	13/10/2013 15:21 65.3	14/10/2013 8:26 64.6
6/10/2013 19:06 65.7	8/10/2013 20:11 66.2	10/10/2013 21:16 65.4	12/10/2013 22:21 64.6	13/10/2013 15:26 65.3	14/10/2013 8:31 64.5
6/10/2013 19:11 65.4	8/10/2013 20:16 65.9	10/10/2013 21:21 65.3	12/10/2013 22:26 64.7	13/10/2013 15:31 65.3	14/10/2013 8:36 64.9
6/10/2013 19:16 65.2	8/10/2013 20:21 65.7	10/10/2013 21:26 65.5	12/10/2013 22:31 64.8	13/10/2013 15:36 65.6	14/10/2013 8:41 64.7
6/10/2013 19:21 65.8	8/10/2013 20:26 65.5	10/10/2013 21:31 65.4	12/10/2013 22:36 64.5	13/10/2013 15:41 65.2	14/10/2013 8:46 65.1
6/10/2013 19:26 65.5	8/10/2013 20:31 65.6	10/10/2013 21:36 65.2	12/10/2013 22:41 64.8	13/10/2013 15:46 64.8	14/10/2013 8:51 65.2
6/10/2013 19:31 65.4	8/10/2013 20:36 65.4	10/10/2013 21:41 65.2	12/10/2013 22:46 64.8	13/10/2013 15:51 65.5	14/10/2013 8:56 65.1
6/10/2013 19:36 65.5	8/10/2013 20:41 65.5	10/10/2013 21:46 64.9	12/10/2013 22:51 64.7	13/10/2013 15:56 65.5	14/10/2013 9:01 65.4
6/10/2013 19:41 65.2	8/10/2013 20:46 65.9	10/10/2013 21:51 65.0	12/10/2013 22:56 64.8	13/10/2013 16:01 65.3	14/10/2013 9:06 64.9
6/10/2013 19:46 65.0	8/10/2013 20:51 65.1	10/10/2013 21:56 65.3	13/10/2013 7:01 63.9	13/10/2013 16:06 65.6	

Real-time Noise Data	RTN1 (Food and Environmental Hygiene Department Depot)				
14/10/2013 11:51 65.6	14/10/2013 20:56 65.0	16/10/2013 22:01 64.8	19/10/2013 19:06 65.2	20/10/2013 12:11 64.4	20/10/2013 21:16 64.0
14/10/2013 11:56 65.4	14/10/2013 21:01 64.4	16/10/2013 22:06 65.2	19/10/2013 19:11 64.8	20/10/2013 12:16 64.4	20/10/2013 21:21 64.6
14/10/2013 12:01 66.3	14/10/2013 21:06 64.7	16/10/2013 22:11 65.1	19/10/2013 19:16 65.2	20/10/2013 12:21 64.8	20/10/2013 21:26 63.8
14/10/2013 12:06 65.5	14/10/2013 21:11 64.5	16/10/2013 22:16 65.7	19/10/2013 19:21 65.4	20/10/2013 12:26 64.4	20/10/2013 21:31 63.9
14/10/2013 12:11 65.6	14/10/2013 21:16 64.6	16/10/2013 22:21 65.4	19/10/2013 19:26 64.5	20/10/2013 12:31 64.2	20/10/2013 21:36 63.6
14/10/2013 12:16 65.5	14/10/2013 21:21 64.7	16/10/2013 22:26 65.1	19/10/2013 19:31 65.3	20/10/2013 12:36 64.5	20/10/2013 21:41 63.2
14/10/2013 12:21 65.1	14/10/2013 21:26 64.8	16/10/2013 22:31 65.6	19/10/2013 19:36 64.2	20/10/2013 12:41 64.9	20/10/2013 21:46 63.4
14/10/2013 12:26 65.9	14/10/2013 21:31 65.9	16/10/2013 22:36 65.0	19/10/2013 19:41 65.0	20/10/2013 12:46 64.9	20/10/2013 21:51 64.2
14/10/2013 12:31 65.9	14/10/2013 21:36 64.5	16/10/2013 22:41 64.8	19/10/2013 19:46 64.7	20/10/2013 12:51 64.5	20/10/2013 21:56 64.3
14/10/2013 12:36 65.6	14/10/2013 21:41 64.7	16/10/2013 22:46 64.8	19/10/2013 19:51 64.9	20/10/2013 12:56 64.6	20/10/2013 22:01 63.2
14/10/2013 12:41 65.7	14/10/2013 21:46 64.8	16/10/2013 22:51 64.7	19/10/2013 19:56 65.1	20/10/2013 13:01 64.9	20/10/2013 22:06 63.7
14/10/2013 12:46 65.5	14/10/2013 21:51 64.8	16/10/2013 22:56 64.5	19/10/2013 20:01 64.2	20/10/2013 13:06 65.0	20/10/2013 22:11 63.4
14/10/2013 12:51 65.7	14/10/2013 21:56 65.0	17/10/2013 19:01 66.6	19/10/2013 20:06 64.4	20/10/2013 13:11 65.1	20/10/2013 22:16 63.9
14/10/2013 12:56 65.7	14/10/2013 22:01 64.4	17/10/2013 19:06 66.9	19/10/2013 20:11 64.3	20/10/2013 13:16 64.8	20/10/2013 22:21 63.8
14/10/2013 13:01 65.5	14/10/2013 22:06 64.4	17/10/2013 19:11 66.8	19/10/2013 20:16 64.0	20/10/2013 13:21 65.0	20/10/2013 22:26 63.9
14/10/2013 13:06 65.5	14/10/2013 22:11 64.3	17/10/2013 19:16 66.6	19/10/2013 20:21 64.1	20/10/2013 13:26 64.8	20/10/2013 22:31 63.6
14/10/2013 13:11 65.6	14/10/2013 22:16 64.6	17/10/2013 19:21 66.4	19/10/2013 20:26 64.8	20/10/2013 13:31 64.5	20/10/2013 22:36 64.1
14/10/2013 13:16 65.4	14/10/2013 22:21 64.8	17/10/2013 19:26 66.7	19/10/2013 20:31 64.2	20/10/2013 13:36 64.4	20/10/2013 22:41 63.9
14/10/2013 13:21 65.9	14/10/2013 22:26 64.2	17/10/2013 19:31 66.0	19/10/2013 20:36 63.6	20/10/2013 13:41 64.6	20/10/2013 22:46 63.5
14/10/2013 13:26 65.3	14/10/2013 22:31 64.4	17/10/2013 19:36 65.8	19/10/2013 20:41 63.8	20/10/2013 13:46 64.7	20/10/2013 22:51 63.4
14/10/2013 13:31 65.7	14/10/2013 22:36 64.6	17/10/2013 19:41 66.3	19/10/2013 20:46 64.2	20/10/2013 13:51 64.9	20/10/2013 22:56 63.5
14/10/2013 13:36 65.7	14/10/2013 22:41 64.6	17/10/2013 19:46 66.8	19/10/2013 20:51 64.0	20/10/2013 13:56 64.9	21/10/2013 19:01 65.7
14/10/2013 13:41 65.5	14/10/2013 22:46 63.9	17/10/2013 19:51 66.0	19/10/2013 20:56 64.4	20/10/2013 14:01 65.1	21/10/2013 19:06 66.1
14/10/2013 13:46 65.6	14/10/2013 22:51 64.4	17/10/2013 19:56 65.8	19/10/2013 21:01 64.1	20/10/2013 14:06 65.2	21/10/2013 19:11 65.7
14/10/2013 13:51 65.6	14/10/2013 22:56 64.4	17/10/2013 20:01 66.3	19/10/2013 21:06 64.2	20/10/2013 14:11 64.7	21/10/2013 19:16 65.9
14/10/2013 13:56 65.5	15/10/2013 19:01 66.8	17/10/2013 20:06 66.2	19/10/2013 21:11 64.0	20/10/2013 14:16 65.0	21/10/2013 19:21 66.0
14/10/2013 14:01 65.4	15/10/2013 19:06 66.8	17/10/2013 20:11 66.1	19/10/2013 21:16 64.0	20/10/2013 14:21 65.0	21/10/2013 19:26 65.8
14/10/2013 14:06 65.5	15/10/2013 19:11 66.4	17/10/2013 20:16 66.3	19/10/2013 21:21 63.5	20/10/2013 14:26 64.9	21/10/2013 19:31 65.3
14/10/2013 14:11 66.0	15/10/2013 19:16 66.6	17/10/2013 20:21 65.8	19/10/2013 21:26 64.1	20/10/2013 14:31 64.8	21/10/2013 19:36 65.6
14/10/2013 14:16 65.6	15/10/2013 19:21 66.6	17/10/2013 20:26 65.6	19/10/2013 21:31 64.7	20/10/2013 14:36 64.7	21/10/2013 19:41 65.2
14/10/2013 14:21 65.7	15/10/2013 19:26 66.7	17/10/2013 20:31 66.1	19/10/2013 21:36 63.7	20/10/2013 14:41 64.7	21/10/2013 19:46 65.2
14/10/2013 14:26 65.9	15/10/2013 19:31 66.5	17/10/2013 20:36 65.9	19/10/2013 21:41 63.7	20/10/2013 14:46 64.9	21/10/2013 19:51 65.3
14/10/2013 14:31 65.7	15/10/2013 19:36 65.9	17/10/2013 20:41 65.4	19/10/2013 21:46 65.8	20/10/2013 14:51 64.3	21/10/2013 19:56 65.0
14/10/2013 14:36 65.9	15/10/2013 19:41 66.3	17/10/2013 20:46 66.1	19/10/2013 21:51 64.1	20/10/2013 14:56 64.7	21/10/2013 20:01 65.2
14/10/2013 14:41 65.8	15/10/2013 19:46 65.6	17/10/2013 20:51 65.8	19/10/2013 21:56 63.7	20/10/2013 15:01 64.5	21/10/2013 20:06 65.4
14/10/2013 14:46 65.9	15/10/2013 19:51 65.6	17/10/2013 20:56 65.6	19/10/2013 22:01 64.4	20/10/2013 15:06 64.9	21/10/2013 20:11 65.2
14/10/2013 14:51 65.5	15/10/2013 19:56 66.0	17/10/2013 21:01 65.9	19/10/2013 22:06 63.9	20/10/2013 15:11 65.1	21/10/2013 20:16 65.3
14/10/2013 14:56 65.9	15/10/2013 20:01 65.8	17/10/2013 21:06 65.9	19/10/2013 22:11 63.7	20/10/2013 15:16 64.6	21/10/2013 20:21 64.9
14/10/2013 15:01 65.4	15/10/2013 20:06 65.7	17/10/2013 21:11 65.4	19/10/2013 22:16 63.9	20/10/2013 15:21 65.5	21/10/2013 20:26 65.1
14/10/2013 15:06 65.6	15/10/2013 20:11 66.0	17/10/2013 21:16 65.2	19/10/2013 22:21 64.0	20/10/2013 15:26 64.8	21/10/2013 20:31 65.0
14/10/2013 15:11 66.0	15/10/2013 20:16 65.7	17/10/2013 21:21 65.4	19/10/2013 22:26 64.7	20/10/2013 15:31 64.7	21/10/2013 20:36 65.2
14/10/2013 15:16 65.8	15/10/2013 20:21 66.6	17/10/2013 21:26 65.0	19/10/2013 22:31 64.5	20/10/2013 15:36 64.3	21/10/2013 20:41 64.8
14/10/2013 15:21 66.0	15/10/2013 20:26 66.2	17/10/2013 21:31 65.6	19/10/2013 22:36 63.8	20/10/2013 15:41 64.1	21/10/2013 20:46 64.9
14/10/2013 15:26 65.8	15/10/2013 20:31 66.0	17/10/2013 21:36 65.8	19/10/2013 22:41 64.9	20/10/2013 15:46 63.6	21/10/2013 20:51 65.1
14/10/2013 15:31 65.3	15/10/2013 20:36 66.1	17/10/2013 21:41 65.2	19/10/2013 22:46 63.5	20/10/2013 15:51 64.4	21/10/2013 20:56 64.7
14/10/2013 15:36 65.8	15/10/2013 20:41 66.2	17/10/2013 21:46 65.3	19/10/2013 22:51 64.1	20/10/2013 15:56 64.5	21/10/2013 21:01 64.6
14/10/2013 15:41 65.8	15/10/2013 20:46 65.5	17/10/2013 21:51 65.2	19/10/2013 22:56 63.9	20/10/2013 16:01 64.5	21/10/2013 21:06 64.1
14/10/2013 15:46 65.8	15/10/2013 20:51 65.2	17/10/2013 21:56 66.1	20/10/2013 7:01 63.0	20/10/2013 16:06 64.7	21/10/2013 21:11 64.1
14/10/2013 15:51 65.5	15/10/2013 20:56 65.8	17/10/2013 22:01 65.3	20/10/2013 7:06 62.9	20/10/2013 16:11 63.7	21/10/2013 21:16 64.7
14/10/2013 15:56 65.8	15/10/2013 21:01 65.7	17/10/2013 22:06 65.5	20/10/2013 7:11 62.5	20/10/2013 16:16 63.6	21/10/2013 21:21 64.3
14/10/2013 16:01 66.0	15/10/2013 21:06 65.7	17/10/2013 22:11 65.2	20/10/2013 7:16 63.2	20/10/2013 16:21 63.3	21/10/2013 21:26 64.6
14/10/2013 16:06 65.5	15/10/2013 21:11 64.8	17/10/2013 22:16 65.3	20/10/2013 7:21 63.6	20/10/2013 16:26 64.2	21/10/2013 21:31 64.4
14/10/2013 16:11 65.2	15/10/2013 21:16 65.1	17/10/2013 22:21 65.6	20/10/2013 7:26 63.3	20/10/2013 16:31 64.1	21/10/2013 21:36 64.1
14/10/2013 16:16 65.7	15/10/2013 21:21 65.2	17/10/2013 22:26 65.2	20/10/2013 7:31 64.6	20/10/2013 16:36 63.7	21/10/2013 21:41 65.0
14/10/2013 16:21 65.8	15/10/2013 21:26 65.5	17/10/2013 22:31 65.4	20/10/2013 7:36 62.7	20/10/2013 16:41 64.3	21/10/2013 21:46 64.1
14/10/2013 16:26 65.3	15/10/2013 21:31 65.2	17/10/2013 22:36 65.5	20/10/2013 7:41 63.6	20/10/2013 16:46 63.9	21/10/2013 21:51 64.2
14/10/2013 16:31 65.5	15/10/2013 21:36 65.3	17/10/2013 22:41 65.8	20/10/2013 7:46 63.5	20/10/2013 16:51 64.1	21/10/2013 21:56 64.3
14/10/2013 16:36 65.6	15/10/2013 21:41 65.5	17/10/2013 22:46 65.0	20/10/2013 7:51 63.6	20/10/2013 16:56 63.7	21/10/2013 22:01 64.4
14/10/2013 16:41 65.6	15/10/2013 21:46 65.1	17/10/2013 22:51 64.7	20/10/2013 7:56 64.0	20/10/2013 17:01 64.5	21/10/2013 22:06 64.5
14/10/2013 16:46 65.4	15/10/2013 21:51 65.5	17/10/2013 22:56 64.9	20/10/2013 8:01 63.9	20/10/2013 17:06 64.5	21/10/2013 22:11 64.1
14/10/2013 16:51 65.8	15/10/2013 21:56 65.6	18/10/2013 19:01 64.7	20/10/2013 8:06 64.6	20/10/2013 17:11 64.2	21/10/2013 22:16 64.6
14/10/2013 16:56 65.4	15/10/2013 22:01 65.1	18/10/2013 19:06 64.5	20/10/2013 8:11 64.0	20/10/2013 17:16 64.5	21/10/2013 22:21 64.5
14/10/2013 17:01 65.6	15/10/2013 22:06 64.9	18/10/2013 19:11 64.2	20/10/2013 8:16 64.0	20/10/2013 17:21 64.2	21/10/2013 22:26 64.1
14/10/2013 17:06 65.2	15/10/2013 22:11 65.0	18/10/2013 19:16 64.3	20/10/2013 8:21 65.0	20/10/2013 17:26 64.2	21/10/2013 22:31 66.5
14/10/2013 17:11 65.3	15/10/2013 22:16 65.2	18/10/2013 19:21 64.5	20/10/2013 8:26 64.3	20/10/2013 17:31 64.4	21/10/2013 22:36 63.9
14/10/2013 17:16 65.1	15/10/2013 22:21 65.1	18/10/2013 19:26 64.0	20/10/2013 8:31 64.5	20/10/2013 17:36 64.6	21/10/2013 22:41 63.1
14/10/2013 17:21 65.4	15/10/2013 22:26 65.5	18/10/2013 19:31 63.3	20/10/2013 8:36 64.4	20/10/2013 17:41 64.3	21/10/2013 22:46 64.1
14/10/2013 17:26 65.4	15/10/2013 22:31 65.3	18/10/2013 19:36 64.5	20/10/2013 8:41 64.4	20/10/2013 17:46 64.3	21/10/2013 22:51 63.9
14/10/2013 17:31 65.1	15/10/2013 22:36 65.1	18/10/2013 19:41 65.0	20/10/2013 8:46 63.9	20/10/2013 17:51 63.5	21/10/2013 22:56 65.3
14/10/2013 17:36 65.2	15/10/2013 22:41 64.8	18/10/2013 19:46 66.4	20/10/2013 8:51 65.3	20/10/2013 17:56 63.3	22/10/2013 19:01 64.6
14/10/2013 17:41 65.5	15/10/2013 22:46 64.4	18/10/2013 19:51 65.6	20/10/2013 8:56 64.9	20/10/2013 18:01 63.7	22/10/2013 19:06 64.8
14/10/2013 17:46 65.5	15/10/2013 22:51 65.3	18/10/2013 19:56 65.5	20/10/2013 9:01 64.8	20/10/2013 18:06 63.6	22/10/2013 19:11 64.7
14/10/2013 17:51 65.4	15/10/2013 22:56 65.0	18/10/2013 20:01 66.3	20/10/2013 9:06 64.7	20/10/2013 18:11 64.0	22/10/2013 19:16 64.7
14/10/2013 17:56 65.1	16/10/2013 19:01 66.7	18/10/2013 20:06 65.2	20/10/2013 9:11 64.6	20/10/2013 18:16 63.8	22/10/2013 19:21 64.5
14/10/2013 18:01 64.9	16/10/2013 19:06 66.9	18/10/2013 20:11 65.5	20/10/2013 9:16 65.3	20/10/2013 18:21 64.1	22/10/2013 19:26 65.0
14/10/2013 18:06 65.2	16/10/2013 19:11 66.6	18/10/2013 20:16 65.6	20/10/2013 9:21 65.1	20/10/2013 18:26 63.8	22/10/2013 19:31 63.8
14/10/2013 18:11 64.8	16/10/2013 19:16 66.4	18/10/2013 20:21 65.6			



Real-time Noise Data	RTN1 (Food and Environmental Hygiene Department Depot)					
22/10/2013 22:21 64.4	25/10/2013 19:26 64.0	27/10/2013 8:31 64.2	27/10/2013 17:36 63.5	28/9/2013 3:26 57.5	29/9/2013 4:31 61.5	
22/10/2013 22:26 64.0	25/10/2013 19:31 63.9	27/10/2013 8:36 64.3	27/10/2013 17:41 62.5	28/9/2013 3:31 57.2	29/9/2013 4:36 61.5	
22/10/2013 22:31 64.3	25/10/2013 19:36 64.4	27/10/2013 8:41 64.6	27/10/2013 17:46 62.9	28/9/2013 3:36 58.0	29/9/2013 4:41 54.5	
22/10/2013 22:36 64.4	25/10/2013 19:41 64.6	27/10/2013 8:46 64.1	27/10/2013 17:51 62.9	28/9/2013 3:41 55.9	29/9/2013 4:46 61.2	
22/10/2013 22:41 64.5	25/10/2013 19:46 64.5	27/10/2013 8:51 64.4	27/10/2013 17:56 63.1	28/9/2013 3:46 55.7	29/9/2013 4:51 62.5	
22/10/2013 22:46 64.1	25/10/2013 19:51 65.0	27/10/2013 8:56 64.7	27/10/2013 18:01 63.1	28/9/2013 3:51 57.1	29/9/2013 4:56 61.8	
22/10/2013 22:51 63.7	25/10/2013 19:56 64.7	27/10/2013 9:01 64.6	27/10/2013 18:06 63.1	28/9/2013 3:56 56.1	29/9/2013 5:01 61.7	
22/10/2013 22:56 63.9	25/10/2013 20:01 64.9	27/10/2013 9:06 64.9	27/10/2013 18:11 63.0	28/9/2013 4:01 56.4	29/9/2013 5:06 48.6	
23/10/2013 19:01 66.5	25/10/2013 20:06 64.8	27/10/2013 9:11 64.8	27/10/2013 18:16 63.3	28/9/2013 4:06 56.9	29/9/2013 5:11 61.6	
23/10/2013 19:06 65.6	25/10/2013 20:11 64.6	27/10/2013 9:16 64.8	27/10/2013 18:21 64.0	28/9/2013 4:11 55.9	29/9/2013 5:16 47.4	
23/10/2013 19:11 65.9	25/10/2013 20:16 65.1	27/10/2013 9:21 64.8	27/10/2013 18:26 63.7	28/9/2013 4:16 53.4	29/9/2013 5:21 45.1	
23/10/2013 19:16 65.9	25/10/2013 20:21 64.6	27/10/2013 9:26 64.7	27/10/2013 18:31 63.7	28/9/2013 4:21 56.8	29/9/2013 5:26 61.8	
23/10/2013 19:21 65.7	25/10/2013 20:26 64.1	27/10/2013 9:31 64.7	27/10/2013 18:36 64.7	28/9/2013 4:26 55.6	29/9/2013 5:31 50.9	
23/10/2013 19:26 66.1	25/10/2013 20:31 64.7	27/10/2013 9:36 65.8	27/10/2013 18:41 64.7	28/9/2013 4:31 55.6	29/9/2013 5:36 54.3	
23/10/2013 19:31 65.9	25/10/2013 20:36 64.8	27/10/2013 9:41 65.2	27/10/2013 18:46 64.5	28/9/2013 4:36 53.4	29/9/2013 5:41 56.2	
23/10/2013 19:36 65.1	25/10/2013 20:41 64.9	27/10/2013 9:46 65.1	27/10/2013 18:51 63.9	28/9/2013 4:41 57.1	29/9/2013 5:46 54.7	
23/10/2013 19:41 66.1	25/10/2013 20:46 64.8	27/10/2013 9:51 65.3	27/10/2013 18:56 63.4	28/9/2013 4:46 54.7	29/9/2013 5:51 55.7	
23/10/2013 19:46 64.7	25/10/2013 20:51 65.1	27/10/2013 9:56 65.1	27/10/2013 19:01 63.5	28/9/2013 4:51 55.2	29/9/2013 5:56 56.1	
23/10/2013 19:51 65.0	25/10/2013 20:56 65.9	27/10/2013 10:01 64.6	27/10/2013 19:06 64.2	28/9/2013 4:56 56.4	29/9/2013 6:01 55.7	
23/10/2013 19:56 64.8	25/10/2013 21:01 64.3	27/10/2013 10:06 65.0	27/10/2013 19:11 64.4	28/9/2013 5:01 54.2	29/9/2013 6:06 58.7	
23/10/2013 20:01 64.9	25/10/2013 21:06 64.2	27/10/2013 10:11 65.0	27/10/2013 19:16 64.6	28/9/2013 5:06 57.2	29/9/2013 6:11 57.5	
23/10/2013 20:06 65.1	25/10/2013 21:11 64.3	27/10/2013 10:16 64.8	27/10/2013 19:21 64.8	28/9/2013 5:11 55.0	29/9/2013 6:16 58.3	
23/10/2013 20:11 65.1	25/10/2013 21:16 64.2	27/10/2013 10:21 65.6	27/10/2013 19:26 64.3	28/9/2013 5:16 55.9	29/9/2013 6:21 57.7	
23/10/2013 20:16 65.4	25/10/2013 21:21 64.8	27/10/2013 10:26 65.5	27/10/2013 19:31 64.0	28/9/2013 5:21 56.7	29/9/2013 6:26 59.7	
23/10/2013 20:21 65.1	25/10/2013 21:26 64.3	27/10/2013 10:31 65.2	27/10/2013 19:36 64.1	28/9/2013 5:26 55.5	29/9/2013 6:31 60.0	
23/10/2013 20:26 64.8	25/10/2013 21:31 63.9	27/10/2013 10:36 65.1	27/10/2013 19:41 64.1	28/9/2013 5:31 55.9	29/9/2013 6:36 58.0	
23/10/2013 20:31 64.7	25/10/2013 21:36 65.3	27/10/2013 10:41 65.1	27/10/2013 19:46 64.9	28/9/2013 5:36 56.6	29/9/2013 6:41 59.9	
23/10/2013 20:36 64.9	25/10/2013 21:41 64.7	27/10/2013 10:46 65.6	27/10/2013 19:51 64.1	28/9/2013 5:41 54.1	29/9/2013 6:46 59.5	
23/10/2013 20:41 65.3	25/10/2013 21:46 64.0	27/10/2013 10:51 64.6	27/10/2013 19:56 64.0	28/9/2013 5:46 57.8	29/9/2013 6:51 59.1	
23/10/2013 20:46 64.7	25/10/2013 21:51 66.1	27/10/2013 10:56 64.3	27/10/2013 20:01 63.4	28/9/2013 5:51 56.5	29/9/2013 6:56 60.6	
23/10/2013 20:51 65.1	25/10/2013 21:56 64.6	27/10/2013 11:01 64.9	27/10/2013 20:06 64.3	28/9/2013 5:56 57.9	29/9/2013 7:01 63.9	
23/10/2013 20:56 64.2	25/10/2013 22:01 65.4	27/10/2013 11:06 64.8	27/10/2013 20:11 63.4	28/9/2013 6:01 57.6	29/9/2013 7:06 63.1	
23/10/2013 21:01 64.4	25/10/2013 22:06 64.3	27/10/2013 11:11 64.8	27/10/2013 20:16 64.5	28/9/2013 6:06 58.5	29/9/2013 7:11 63.8	
23/10/2013 21:06 64.1	25/10/2013 22:11 64.6	27/10/2013 11:16 64.2	27/10/2013 20:21 63.5	28/9/2013 6:11 59.5	29/9/2013 7:16 64.0	
23/10/2013 21:11 64.3	25/10/2013 22:16 64.6	27/10/2013 11:21 64.2	27/10/2013 20:26 64.4	28/9/2013 6:16 58.8	29/9/2013 7:21 64.2	
23/10/2013 21:16 64.5	25/10/2013 22:21 64.7	27/10/2013 11:26 64.8	27/10/2013 20:31 63.6	28/9/2013 6:21 60.3	29/9/2013 7:26 63.7	
23/10/2013 21:21 65.1	25/10/2013 22:26 64.1	27/10/2013 11:31 64.2	27/10/2013 20:36 63.9	28/9/2013 6:26 59.2	29/9/2013 7:31 62.9	
23/10/2013 21:26 64.7	25/10/2013 22:31 64.2	27/10/2013 11:36 64.1	27/10/2013 20:41 63.9	28/9/2013 6:31 60.0	29/9/2013 7:36 63.8	
23/10/2013 21:31 64.4	25/10/2013 22:36 64.1	27/10/2013 11:41 65.1	27/10/2013 20:46 63.8	28/9/2013 6:36 62.1	29/9/2013 7:41 63.4	
23/10/2013 21:36 64.4	25/10/2013 22:41 64.6	27/10/2013 11:46 63.7	27/10/2013 20:51 63.7	28/9/2013 6:41 62.4	29/9/2013 7:46 63.6	
23/10/2013 21:41 64.5	25/10/2013 22:46 64.6	27/10/2013 11:51 64.3	27/10/2013 20:56 64.1	28/9/2013 6:46 61.8	29/9/2013 7:51 63.2	
23/10/2013 21:46 65.4	25/10/2013 22:51 64.2	27/10/2013 11:56 64.2	27/10/2013 21:01 64.8	28/9/2013 6:51 62.2	29/9/2013 7:56 63.2	
23/10/2013 21:51 65.1	25/10/2013 22:56 64.1	27/10/2013 12:01 64.0	27/10/2013 21:06 63.8	28/9/2013 6:56 61.9	30/9/2013 0:01 62.6	
23/10/2013 21:56 64.6	26/10/2013 19:01 64.6	27/10/2013 12:06 65.6	27/10/2013 21:11 63.6	28/9/2013 7:01 62.0	30/9/2013 0:06 62.8	
23/10/2013 22:01 64.6	26/10/2013 19:06 64.6	27/10/2013 12:11 64.2	27/10/2013 21:16 64.2	28/9/2013 7:06 61.7	30/9/2013 0:11 62.3	
23/10/2013 22:06 64.4	26/10/2013 19:11 64.4	27/10/2013 12:16 63.2	27/10/2013 21:21 64.0	28/9/2013 7:11 62.5	30/9/2013 0:16 62.8	
23/10/2013 22:11 64.3	26/10/2013 19:16 64.0	27/10/2013 12:21 66.9	27/10/2013 21:26 63.8	28/9/2013 7:16 62.2	30/9/2013 0:21 62.3	
23/10/2013 22:16 64.4	26/10/2013 19:21 63.8	27/10/2013 12:26 64.8	27/10/2013 21:31 63.4	28/9/2013 7:21 61.7	30/9/2013 0:26 61.9	
23/10/2013 22:21 65.3	26/10/2013 19:26 63.7	27/10/2013 12:31 63.4	27/10/2013 21:36 63.6	28/9/2013 7:26 61.1	30/9/2013 0:31 61.8	
23/10/2013 22:26 64.8	26/10/2013 19:31 63.9	27/10/2013 12:36 63.2	27/10/2013 21:41 63.7	28/9/2013 7:31 61.2	30/9/2013 0:36 61.0	
23/10/2013 22:31 65.5	26/10/2013 19:36 64.5	27/10/2013 12:41 62.5	27/10/2013 21:46 64.2	28/9/2013 7:36 62.5	30/9/2013 0:41 61.6	
23/10/2013 22:36 64.0	26/10/2013 19:41 65.0	27/10/2013 12:46 62.5	27/10/2013 21:51 63.8	28/9/2013 7:41 61.3	30/9/2013 0:46 59.4	
23/10/2013 22:41 64.8	26/10/2013 19:46 64.1	27/10/2013 12:51 62.5	27/10/2013 21:56 63.4	28/9/2013 7:46 61.2	30/9/2013 0:51 59.6	
23/10/2013 22:46 64.3	26/10/2013 19:51 64.3	27/10/2013 12:56 63.8	27/10/2013 22:01 63.9	28/9/2013 7:51 60.7	30/9/2013 0:56 60.1	
23/10/2013 22:51 63.9	26/10/2013 19:56 64.5	27/10/2013 13:01 64.4	27/10/2013 22:06 63.9	28/9/2013 7:56 61.3	30/9/2013 1:01 59.9	
23/10/2013 22:56 64.5	26/10/2013 20:01 64.9	27/10/2013 13:06 63.7	27/10/2013 22:11 63.5	29/9/2013 0:01 62.1	30/9/2013 1:06 58.2	
24/10/2013 19:01 65.2	26/10/2013 20:06 64.3	27/10/2013 13:11 63.9	27/10/2013 22:16 63.2	29/9/2013 0:06 61.2	30/9/2013 1:11 58.0	
24/10/2013 19:06 65.7	26/10/2013 20:11 64.5	27/10/2013 13:16 64.1	27/10/2013 22:21 63.4	29/9/2013 0:11 61.1	30/9/2013 1:16 58.3	
24/10/2013 19:11 66.2	26/10/2013 20:16 64.5	27/10/2013 13:21 64.5	27/10/2013 22:26 63.2	29/9/2013 0:16 62.4	30/9/2013 1:21 58.9	
24/10/2013 19:16 65.7	26/10/2013 20:21 64.3	27/10/2013 13:26 65.0	27/10/2013 22:31 64.4	29/9/2013 0:21 61.1	30/9/2013 1:26 56.1	
24/10/2013 19:21 65.7	26/10/2013 20:26 63.7	27/10/2013 13:31 64.4	27/10/2013 22:36 63.5	29/9/2013 0:26 60.9	30/9/2013 1:31 56.2	
24/10/2013 19:26 65.7	26/10/2013 20:31 64.8	27/10/2013 13:36 64.0	27/10/2013 22:41 63.6	29/9/2013 0:31 61.2	30/9/2013 1:36 57.1	
24/10/2013 19:31 65.4	26/10/2013 20:36 64.7	27/10/2013 13:41 64.0	27/10/2013 22:46 63.2	29/9/2013 0:36 61.3	30/9/2013 1:41 57.2	
24/10/2013 19:36 65.4	26/10/2013 20:41 64.0	27/10/2013 13:46 63.6	27/10/2013 22:51 62.9	29/9/2013 0:41 60.4	30/9/2013 1:46 55.5	
24/10/2013 19:41 65.3	26/10/2013 20:46 63.8	27/10/2013 13:51 63.7	27/10/2013 22:56 63.6	29/9/2013 0:46 61.0	30/9/2013 1:51 57.4	
24/10/2013 19:46 65.0	26/10/2013 20:51 63.7	27/10/2013 13:56 65.1		29/9/2013 0:51 59.2	30/9/2013 1:56 51.0	
24/10/2013 19:51 64.8	26/10/2013 20:56 63.7	27/10/2013 14:01 65.1		29/9/2013 0:56 60.3	30/9/2013 2:01 55.0	
24/10/2013 19:56 65.3	26/10/2013 21:01 63.5	27/10/2013 14:06 65.5		29/9/2013 1:01 59.4	30/9/2013 2:06 55.2	
24/10/2013 20:01 65.1	26/10/2013 21:06 64.5	27/10/2013 14:11 65.0		29/9/2013 1:06 58.5	30/9/2013 2:11 53.9	
24/10/2013 20:06 65.8	26/10/2013 21:11 63.6	27/10/2013 14:16 64.5		29/9/2013 1:11 60.0	30/9/2013 2:16 45.6	
24/10/2013 20:11 65.2	26/10/2013 21:16 64.6	27/10/2013 14:21 64.2		29/9/2013 1:16 58.5	30/9/2013 2:21 52.5	
24/10/2013 20:16 64.9	26/10/2013 21:21 63.5	27/10/2013 14:26 64.0		29/9/2013 1:21 57.7	30/9/2013 2:26 55.7	
24/10/2013 20:21 64.8	26/10/2013 21:26 64.4	27/10/2013 14:31 64.5		29/9/2013 1:26 58.9	30/9/2013 2:31 47.6	
24/10/2013 20:26 64.8	26/10/2013 21:31 64.3	27/10/2013 14:36 63.5		29/9/2013 1:31 59.0	30/9/2013 2:36 55.1	
24/10/2013 20:31 64.9	26/10/2013 21:36 63.9	27/10/2013 14:41 64.2		29/9/2013 1:36 59.0	30/9/2013 2:41 50.3	
24/10/2013 20:36 64.7	26/10/2013 21:41 64.0	27/10/2013 14:46 64.5		29/9/2013 1:41 58.2	30/9/2013 2:46 61.7	
24/10/2013 20:41 64.8	26/10/2013 21:46 64.4	27/10/2013 14:51 64.0		29/9/2013 1:46 57.2	30/9/2013 2:51 45.1	
24/10/2013 20:46 64.2	26/10/2013 21:51 64.5	27/10/2013 14:56 63.3		29/9/2013 1:51 59.0	30/9/2013 2:56 44.6	
24/10/2013 20:51 64.5						

Real-time Noise Data	RTN1 (Food and Environmental Hygiene Department Depot)											
30/9/2013 5:36	59.7	1/10/2013 6:41	57.7	2/10/2013 23:46	61.3	4/10/2013 0:51	58.8	5/10/2013 1:56	57.8	6/10/2013 3:01	55.4	
30/9/2013 5:41	60.8	1/10/2013 6:46	55.6	2/10/2013 23:51	61.7	4/10/2013 0:56	58.8	5/10/2013 2:01	59.3	6/10/2013 3:06	56.5	
30/9/2013 5:46	61.6	1/10/2013 6:51	58.2	2/10/2013 23:56	61.0	4/10/2013 1:01	57.2	5/10/2013 2:06	58.6	6/10/2013 3:11	56.3	
30/9/2013 5:51	61.6	1/10/2013 6:56	59.0	3/10/2013 0:01	59.5	4/10/2013 1:06	58.0	5/10/2013 2:11	58.2	6/10/2013 3:16	58.6	
30/9/2013 5:56	61.1	1/10/2013 23:01	59.4	3/10/2013 0:06	62.3	4/10/2013 1:11	57.8	5/10/2013 2:16	59.4	6/10/2013 3:21	55.2	
30/9/2013 6:01	61.7	1/10/2013 23:06	55.0	3/10/2013 0:11	60.9	4/10/2013 1:16	55.9	5/10/2013 2:21	57.4	6/10/2013 3:26	57.1	
30/9/2013 6:06	61.4	1/10/2013 23:11	57.3	3/10/2013 0:16	60.7	4/10/2013 1:21	58.8	5/10/2013 2:26	57.3	6/10/2013 3:31	55.7	
30/9/2013 6:11	61.6	1/10/2013 23:16	55.6	3/10/2013 0:21	58.9	4/10/2013 1:26	58.5	5/10/2013 2:31	57.7	6/10/2013 3:36	57.4	
30/9/2013 6:16	52.6	1/10/2013 23:21	57.2	3/10/2013 0:26	62.1	4/10/2013 1:31	57.5	5/10/2013 2:36	57.6	6/10/2013 3:41	56.9	
30/9/2013 6:21	58.4	1/10/2013 23:26	58.1	3/10/2013 0:31	59.3	4/10/2013 1:36	58.3	5/10/2013 2:41	58.0	6/10/2013 3:46	56.1	
30/9/2013 6:26	57.9	1/10/2013 23:31	56.6	3/10/2013 0:36	59.8	4/10/2013 1:41	57.7	5/10/2013 2:46	56.3	6/10/2013 3:51	55.7	
30/9/2013 6:31	58.6	1/10/2013 23:36	57.7	3/10/2013 0:41	58.5	4/10/2013 1:46	57.1	5/10/2013 2:51	56.5	6/10/2013 3:56	53.0	
30/9/2013 6:36	60.6	1/10/2013 23:41	56.3	3/10/2013 0:46	59.8	4/10/2013 1:51	56.4	5/10/2013 2:56	56.3	6/10/2013 4:01	53.4	
30/9/2013 6:41	60.8	1/10/2013 23:46	55.5	3/10/2013 0:51	58.4	4/10/2013 1:56	54.6	5/10/2013 3:01	56.0	6/10/2013 4:06	55.1	
30/9/2013 6:46	62.0	1/10/2013 23:51	60.3	3/10/2013 0:56	56.4	4/10/2013 2:01	52.0	5/10/2013 3:06	57.7	6/10/2013 4:11	53.8	
30/9/2013 6:51	62.3	1/10/2013 23:56	56.2	3/10/2013 1:01	59.0	4/10/2013 2:06	60.4	5/10/2013 3:11	57.7	6/10/2013 4:16	59.0	
30/9/2013 6:56	62.8	2/10/2013 0:01	56.2	3/10/2013 1:06	56.5	4/10/2013 2:11	50.6	5/10/2013 3:16	55.6	6/10/2013 4:21	55.6	
30/9/2013 23:01	60.4	2/10/2013 0:06	57.7	3/10/2013 1:11	56.4	4/10/2013 2:16	56.7	5/10/2013 3:21	55.0	6/10/2013 4:26	55.0	
30/9/2013 23:06	61.0	2/10/2013 0:11	54.5	3/10/2013 1:16	57.6	4/10/2013 2:21	55.2	5/10/2013 3:26	56.9	6/10/2013 4:31	54.3	
30/9/2013 23:11	60.7	2/10/2013 0:16	55.6	3/10/2013 1:21	57.6	4/10/2013 2:26	52.3	5/10/2013 3:31	55.4	6/10/2013 4:36	53.3	
30/9/2013 23:16	61.2	2/10/2013 0:21	40.3	3/10/2013 1:26	56.2	4/10/2013 2:31	55.1	5/10/2013 3:36	54.8	6/10/2013 4:41	55.1	
30/9/2013 23:21	62.0	2/10/2013 0:26	53.7	3/10/2013 1:31	57.1	4/10/2013 2:36	48.8	5/10/2013 3:41	56.2	6/10/2013 4:46	54.3	
30/9/2013 23:26	60.7	2/10/2013 0:31	44.6	3/10/2013 1:36	56.2	4/10/2013 2:41	49.3	5/10/2013 3:46	55.1	6/10/2013 4:51	53.5	
30/9/2013 23:31	62.4	2/10/2013 0:36	61.3	3/10/2013 1:41	55.3	4/10/2013 2:46	53.7	5/10/2013 3:51	55.5	6/10/2013 4:56	53.5	
30/9/2013 23:36	60.1	2/10/2013 0:41	52.9	3/10/2013 1:46	56.4	4/10/2013 2:51	55.1	5/10/2013 3:56	55.5	6/10/2013 5:01	52.2	
30/9/2013 23:41	60.5	2/10/2013 0:46	61.7	3/10/2013 1:51	56.2	4/10/2013 2:56	52.0	5/10/2013 4:01	53.1	6/10/2013 5:06	55.7	
30/9/2013 23:46	60.9	2/10/2013 0:51	61.0	3/10/2013 1:56	54.7	4/10/2013 3:01	52.7	5/10/2013 4:06	55.8	6/10/2013 5:11	54.5	
30/9/2013 23:51	60.1	2/10/2013 0:56	61.4	3/10/2013 2:01	53.6	4/10/2013 3:06	50.1	5/10/2013 4:11	55.9	6/10/2013 5:16	55.1	
30/9/2013 23:56	59.9	2/10/2013 1:01	60.7	3/10/2013 2:06	45.1	4/10/2013 3:11	52.7	5/10/2013 4:16	53.6	6/10/2013 5:21	56.3	
1/10/2013 0:01	60.7	2/10/2013 1:06	60.4	3/10/2013 2:11	53.8	4/10/2013 3:16	50.4	5/10/2013 4:21	56.1	6/10/2013 5:26	55.6	
1/10/2013 0:06	58.9	2/10/2013 1:11	60.3	3/10/2013 2:16	52.7	4/10/2013 3:21	45.6	5/10/2013 4:26	52.6	6/10/2013 5:31	50.3	
1/10/2013 0:11	60.4	2/10/2013 1:16	60.5	3/10/2013 2:21	53.2	4/10/2013 3:26	50.7	5/10/2013 4:31	54.0	6/10/2013 5:36	55.7	
1/10/2013 0:16	59.2	2/10/2013 1:21	60.6	3/10/2013 2:26	41.6	4/10/2013 3:31	61.8	5/10/2013 4:36	54.3	6/10/2013 5:41	53.7	
1/10/2013 0:21	60.1	2/10/2013 1:26	60.8	3/10/2013 2:31	50.1	4/10/2013 3:36	44.0	5/10/2013 4:41	55.5	6/10/2013 5:46	55.3	
1/10/2013 0:26	57.2	2/10/2013 1:31	60.5	3/10/2013 2:36	48.4	4/10/2013 3:41	49.1	5/10/2013 4:46	54.2	6/10/2013 5:51	57.0	
1/10/2013 0:31	59.1	2/10/2013 1:36	60.7	3/10/2013 2:41	61.9	4/10/2013 3:46	61.8	5/10/2013 4:51	55.6	6/10/2013 5:56	56.9	
1/10/2013 0:36	57.8	2/10/2013 1:41	59.7	3/10/2013 2:46	50.6	4/10/2013 3:51	53.4	5/10/2013 4:56	54.0	6/10/2013 6:01	56.0	
1/10/2013 0:41	56.8	2/10/2013 1:46	60.2	3/10/2013 2:51	41.6	4/10/2013 3:56	61.5	5/10/2013 5:01	53.7	6/10/2013 6:06	58.1	
1/10/2013 0:46	57.4	2/10/2013 1:51	60.2	3/10/2013 2:56	61.8	4/10/2013 4:01	61.7	5/10/2013 5:06	57.6	6/10/2013 6:11	58.0	
1/10/2013 0:51	57.7	2/10/2013 1:56	59.7	3/10/2013 3:01	61.4	4/10/2013 4:06	52.2	5/10/2013 5:11	55.0	6/10/2013 6:16	58.9	
1/10/2013 0:56	57.5	2/10/2013 2:01	60.1	3/10/2013 3:06	52.6	4/10/2013 4:11	50.4	5/10/2013 5:16	56.7	6/10/2013 6:21	57.9	
1/10/2013 1:01	56.1	2/10/2013 2:06	59.5	3/10/2013 3:11	61.6	4/10/2013 4:16	47.9	5/10/2013 5:21	55.9	6/10/2013 6:26	60.7	
1/10/2013 1:06	56.9	2/10/2013 2:11	59.6	3/10/2013 3:16	51.6	4/10/2013 4:21	61.7	5/10/2013 5:26	54.7	6/10/2013 6:31	59.9	
1/10/2013 1:11	53.6	2/10/2013 2:16	58.7	3/10/2013 3:21	46.7	4/10/2013 4:26	49.1	5/10/2013 5:31	56.0	6/10/2013 6:36	60.0	
1/10/2013 1:16	47.6	2/10/2013 2:21	58.9	3/10/2013 3:26	61.7	4/10/2013 4:31	61.9	5/10/2013 5:36	54.1	6/10/2013 6:41	62.3	
1/10/2013 1:21	52.9	2/10/2013 2:26	59.6	3/10/2013 3:31	58.1	4/10/2013 4:36	47.4	5/10/2013 5:41	54.6	6/10/2013 6:46	60.3	
1/10/2013 1:26	53.5	2/10/2013 2:31	58.9	3/10/2013 3:36	47.1	4/10/2013 4:41	49.8	5/10/2013 5:46	57.6	6/10/2013 6:51	62.7	
1/10/2013 1:31	52.2	2/10/2013 2:36	59.3	3/10/2013 3:41	61.6	4/10/2013 4:46	52.3	5/10/2013 5:51	57.9	6/10/2013 6:56	60.8	
1/10/2013 1:36	53.1	2/10/2013 2:41	58.4	3/10/2013 3:46	61.3	4/10/2013 4:51	49.8	5/10/2013 5:56	56.9	6/10/2013 7:01	61.9	
1/10/2013 1:41	56.8	2/10/2013 2:46	59.3	3/10/2013 3:51	48.8	4/10/2013 4:56	61.9	5/10/2013 6:01	57.9	6/10/2013 23:06	61.3	
1/10/2013 1:46	52.2	2/10/2013 2:51	58.5	3/10/2013 3:56	61.7	4/10/2013 5:01	55.0	5/10/2013 6:06	58.3	6/10/2013 23:11	60.9	
1/10/2013 1:51	55.4	2/10/2013 2:56	58.7	3/10/2013 4:01	61.9	4/10/2013 5:06	51.0	5/10/2013 6:11	57.7	6/10/2013 23:16	61.3	
1/10/2013 1:56	48.8	2/10/2013 3:01	58.3	3/10/2013 4:06	42.5	4/10/2013 5:11	44.6	5/10/2013 6:16	59.3	6/10/2013 23:21	61.4	
1/10/2013 2:01	51.5	2/10/2013 3:06	58.7	3/10/2013 4:11	48.2	4/10/2013 5:16	49.8	5/10/2013 6:21	59.3	6/10/2013 23:26	62.1	
1/10/2013 2:06	46.0	2/10/2013 3:11	58.2	3/10/2013 4:16	41.6	4/10/2013 5:21	54.0	5/10/2013 6:26	59.5	6/10/2013 23:31	60.4	
1/10/2013 2:11	50.7	2/10/2013 3:16	58.2	3/10/2013 4:21	61.9	4/10/2013 5:26	56.6	5/10/2013 6:31	59.9	6/10/2013 23:36	61.6	
1/10/2013 2:16	61.8	2/10/2013 3:21	57.8	3/10/2013 4:26	61.8	4/10/2013 5:31	54.5	5/10/2013 6:36	61.0	6/10/2013 23:41	61.0	
1/10/2013 2:21	53.3	2/10/2013 3:26	58.2	3/10/2013 4:31	61.4	4/10/2013 5:36	54.3	5/10/2013 6:41	61.7	6/10/2013 23:46	61.1	
1/10/2013 2:26	52.9	2/10/2013 3:31	57.2	3/10/2013 4:36	61.8	4/10/2013 5:41	54.7	5/10/2013 6:46	62.3	6/10/2013 23:51	61.4	
1/10/2013 2:31	61.9	2/10/2013 3:36	59.1	3/10/2013 4:41	61.8	4/10/2013 5:46	55.8	5/10/2013 6:51	62.1	6/10/2013 23:56	60.9	
1/10/2013 2:36	61.8	2/10/2013 3:41	58.4	3/10/2013 4:46	50.1	4/10/2013 5:51	57.2	5/10/2013 6:56	61.8	7/10/2013 0:01	60.1	
1/10/2013 2:41	60.7	2/10/2013 3:46	57.5	3/10/2013 4:51	50.9	4/10/2013 5:56	57.3	5/10/2013 7:01	62.3	7/10/2013 0:06	60.6	
1/10/2013 2:46	61.5	2/10/2013 3:51	57.6	3/10/2013 4:56	38.5	4/10/2013 6:01	57.1	5/10/2013 23:06	62.0	7/10/2013 0:11	59.4	
1/10/2013 2:51	61.1	2/10/2013 3:56	57.5	3/10/2013 5:01	47.4	4/10/2013 6:06	57.6	5/10/2013 23:11	62.0	7/10/2013 0:16	58.7	
1/10/2013 2:56	61.2	2/10/2013 4:01	56.9	3/10/2013 5:06	55.2	4/10/2013 6:11	58.8	5/10/2013 23:16	62.4	7/10/2013 0:21	60.5	
1/10/2013 3:01	61.4	2/10/2013 4:06	58.3	3/10/2013 5:11	51.5	4/10/2013 6:16	58.9	5/10/2013 23:21	61.5	7/10/2013 0:26	60.9	
1/10/2013 3:06	61.1	2/10/2013 4:11	58.2	3/10/2013 5:16	49.4	4/10/2013 6:21	59.8	5/10/2013 23:26	62.5	7/10/2013 0:31	58.0	
1/10/2013 3:11	60.7	2/10/2013 4:16	57.4	3/10/2013 5:21	53.2	4/10/2013 6:26	61.1	5/10/2013 23:31	61.9	7/10/2013 0:36	57.9	
1/10/2013 3:16	54.2	2/10/2013 4:21	58.5	3/10/2013 5:26	53.4	4/10/2013 6:31	61.1	5/10/2013 23:36	61.8	7/10/2013 0:41	56.6	
1/10/2013 3:21	61.0	2/10/2013 4:26	58.1	3/10/2013 5:31	50.0	4/10/2013 6:36	61.5	5/10/2013 23:41	61.9	7/10/2013 0:46	61.2	
1/10/2013 3:26	60.9	2/10/2013 4:31	57.7	3/10/2013 5:36	53.7	4/10/2013 6:41	62.3	5/10/2013 23:46	61.7			

Real-time Noise Data		RTN1 (Food and Environmental Hygiene Department Depot)									
7/10/2013 4:06	61.8	8/10/2013 5:11	54.7	9/10/2013 6:16	59.4	10/10/2013 23:21	62.0	12/10/2013 0:26	61.5	13/10/2013 1:31	56.4
7/10/2013 4:11	52.1	8/10/2013 5:16	51.3	9/10/2013 6:21	59.9	10/10/2013 23:26	62.2	12/10/2013 0:31	59.4	13/10/2013 1:36	55.9
7/10/2013 4:16	61.8	8/10/2013 5:21	52.4	9/10/2013 6:26	60.4	10/10/2013 23:31	62.3	12/10/2013 0:36	62.1	13/10/2013 1:41	56.4
7/10/2013 4:21	51.4	8/10/2013 5:26	55.6	9/10/2013 6:31	61.1	10/10/2013 23:36	61.4	12/10/2013 0:41	59.8	13/10/2013 1:46	54.8
7/10/2013 4:26	47.1	8/10/2013 5:31	53.9	9/10/2013 6:36	61.1	10/10/2013 23:41	61.6	12/10/2013 0:46	59.3	13/10/2013 1:51	55.8
7/10/2013 4:31	35.5	8/10/2013 5:36	55.7	9/10/2013 6:41	62.6	10/10/2013 23:46	61.6	12/10/2013 0:51	59.0	13/10/2013 1:56	58.4
7/10/2013 4:36	61.6	8/10/2013 5:41	54.1	9/10/2013 6:46	63.0	10/10/2013 23:51	61.9	12/10/2013 0:56	58.9	13/10/2013 2:01	56.5
7/10/2013 4:41	61.7	8/10/2013 5:46	57.0	9/10/2013 6:51	63.1	10/10/2013 23:56	60.9	12/10/2013 1:01	59.5	13/10/2013 2:06	54.1
7/10/2013 4:46	47.6	8/10/2013 5:51	57.5	9/10/2013 6:56	63.8	10/10/2013 0:01	61.9	12/10/2013 1:06	58.4	13/10/2013 2:11	57.1
7/10/2013 4:51	49.1	8/10/2013 5:56	57.1	9/10/2013 23:01	61.7	11/10/2013 0:06	61.8	12/10/2013 1:11	57.2	13/10/2013 2:16	55.9
7/10/2013 4:56	50.4	8/10/2013 6:01	57.7	9/10/2013 23:06	61.9	11/10/2013 0:11	60.2	12/10/2013 1:16	57.8	13/10/2013 2:21	56.9
7/10/2013 5:01	50.6	8/10/2013 6:06	56.6	9/10/2013 23:11	60.7	11/10/2013 0:16	61.3	12/10/2013 1:21	57.9	13/10/2013 2:26	55.3
7/10/2013 5:06	53.0	8/10/2013 6:11	59.0	9/10/2013 23:16	60.8	11/10/2013 0:21	60.8	12/10/2013 1:26	58.9	13/10/2013 2:31	56.3
7/10/2013 5:11	52.8	8/10/2013 6:16	60.4	9/10/2013 23:21	61.9	11/10/2013 0:26	61.3	12/10/2013 1:31	58.1	13/10/2013 2:36	62.2
7/10/2013 5:16	55.0	8/10/2013 6:21	60.5	9/10/2013 23:26	61.1	11/10/2013 0:31	58.4	12/10/2013 1:36	57.3	13/10/2013 2:41	57.5
7/10/2013 5:21	52.5	8/10/2013 6:26	60.8	9/10/2013 23:31	62.2	11/10/2013 0:36	58.9	12/10/2013 1:41	59.4	13/10/2013 2:46	54.2
7/10/2013 5:26	53.8	8/10/2013 6:31	61.8	9/10/2013 23:36	61.4	11/10/2013 0:41	59.9	12/10/2013 1:46	59.6	13/10/2013 2:51	53.2
7/10/2013 5:31	54.4	8/10/2013 6:36	61.7	9/10/2013 23:41	61.6	11/10/2013 0:46	58.8	12/10/2013 1:51	57.8	13/10/2013 2:56	55.9
7/10/2013 5:36	56.2	8/10/2013 6:41	62.8	9/10/2013 23:46	61.2	11/10/2013 0:51	58.8	12/10/2013 1:56	58.2	13/10/2013 3:01	55.1
7/10/2013 5:41	54.7	8/10/2013 6:46	62.6	9/10/2013 23:51	60.9	11/10/2013 0:56	59.0	12/10/2013 2:01	57.1	13/10/2013 3:06	53.5
7/10/2013 5:46	55.2	8/10/2013 6:51	63.7	9/10/2013 23:56	61.6	11/10/2013 1:01	58.8	12/10/2013 2:06	55.6	13/10/2013 3:11	53.9
7/10/2013 5:51	57.8	8/10/2013 6:56	63.3	10/10/2013 0:01	60.8	11/10/2013 1:06	59.4	12/10/2013 2:11	57.8	13/10/2013 3:16	53.0
7/10/2013 5:56	57.3	8/10/2013 23:01	61.7	10/10/2013 0:06	61.1	11/10/2013 1:11	58.0	12/10/2013 2:16	55.9	13/10/2013 3:21	54.8
7/10/2013 6:01	56.6	8/10/2013 23:06	61.9	10/10/2013 0:11	61.1	11/10/2013 1:16	56.9	12/10/2013 2:21	57.2	13/10/2013 3:26	53.7
7/10/2013 6:06	58.6	8/10/2013 23:11	62.5	10/10/2013 0:16	60.1	11/10/2013 1:21	58.4	12/10/2013 2:26	56.2	13/10/2013 3:31	53.0
7/10/2013 6:11	58.2	8/10/2013 23:16	62.3	10/10/2013 0:21	59.7	11/10/2013 1:26	56.2	12/10/2013 2:31	54.6	13/10/2013 3:36	53.4
7/10/2013 6:16	60.4	8/10/2013 23:21	62.2	10/10/2013 0:26	59.3	11/10/2013 1:31	56.5	12/10/2013 2:36	55.5	13/10/2013 3:41	51.0
7/10/2013 6:21	60.6	8/10/2013 23:26	61.7	10/10/2013 0:31	59.1	11/10/2013 1:36	57.2	12/10/2013 2:41	55.8	13/10/2013 3:46	50.6
7/10/2013 6:26	61.0	8/10/2013 23:31	61.3	10/10/2013 0:36	58.1	11/10/2013 1:41	55.4	12/10/2013 2:46	54.8	13/10/2013 3:51	49.4
7/10/2013 6:31	62.6	8/10/2013 23:36	61.4	10/10/2013 0:41	59.4	11/10/2013 1:46	58.1	12/10/2013 2:51	54.1	13/10/2013 3:56	53.5
7/10/2013 6:36	62.2	8/10/2013 23:41	59.7	10/10/2013 0:46	58.0	11/10/2013 1:51	56.4	12/10/2013 2:56	53.4	13/10/2013 4:01	51.7
7/10/2013 6:41	62.8	8/10/2013 23:46	62.3	10/10/2013 0:51	57.7	11/10/2013 1:56	57.9	12/10/2013 3:01	52.5	13/10/2013 4:06	51.5
7/10/2013 6:46	63.3	8/10/2013 23:51	60.2	10/10/2013 0:56	55.6	11/10/2013 2:01	55.7	12/10/2013 3:06	54.3	13/10/2013 4:11	54.2
7/10/2013 6:51	63.5	8/10/2013 23:56	61.0	10/10/2013 1:01	55.5	11/10/2013 2:06	53.8	12/10/2013 3:11	54.1	13/10/2013 4:16	53.5
7/10/2013 6:56	64.2	9/10/2013 0:01	60.8	10/10/2013 1:06	53.4	11/10/2013 2:11	52.1	12/10/2013 3:16	50.3	13/10/2013 4:21	57.4
7/10/2013 23:01	61.4	9/10/2013 0:06	61.2	10/10/2013 1:11	56.1	11/10/2013 2:16	53.3	12/10/2013 3:21	54.5	13/10/2013 4:26	50.6
7/10/2013 23:06	61.8	9/10/2013 0:11	60.8	10/10/2013 1:16	57.2	11/10/2013 2:21	54.2	12/10/2013 3:26	53.6	13/10/2013 4:31	47.1
7/10/2013 23:11	61.7	9/10/2013 0:16	60.6	10/10/2013 1:21	55.1	11/10/2013 2:26	55.3	12/10/2013 3:31	48.4	13/10/2013 4:36	48.8
7/10/2013 23:16	62.3	9/10/2013 0:21	58.9	10/10/2013 1:26	54.6	11/10/2013 2:31	52.5	12/10/2013 3:36	50.4	13/10/2013 4:41	46.7
7/10/2013 23:21	61.2	9/10/2013 0:26	61.1	10/10/2013 1:31	53.7	11/10/2013 2:36	51.4	12/10/2013 3:41	53.9	13/10/2013 4:46	53.9
7/10/2013 23:26	62.3	9/10/2013 0:31	60.6	10/10/2013 1:36	56.3	11/10/2013 2:41	55.5	12/10/2013 3:46	51.7	13/10/2013 4:51	51.0
7/10/2013 23:31	61.2	9/10/2013 0:36	59.6	10/10/2013 1:41	52.3	11/10/2013 2:46	55.5	12/10/2013 3:51	61.9	13/10/2013 4:56	43.3
7/10/2013 23:36	61.7	9/10/2013 0:41	61.3	10/10/2013 1:46	54.7	11/10/2013 2:51	61.9	12/10/2013 3:56	47.9	13/10/2013 5:01	49.6
7/10/2013 23:41	60.5	9/10/2013 0:46	58.7	10/10/2013 1:51	54.2	11/10/2013 2:56	51.1	12/10/2013 4:01	52.8	13/10/2013 5:06	55.4
7/10/2013 23:46	61.4	9/10/2013 0:51	58.5	10/10/2013 1:56	50.9	11/10/2013 3:01	61.8	12/10/2013 4:06	44.6	13/10/2013 5:11	52.9
7/10/2013 23:51	60.6	9/10/2013 0:56	59.3	10/10/2013 2:01	61.9	11/10/2013 3:06	52.8	12/10/2013 4:11	47.6	13/10/2013 5:16	53.7
7/10/2013 23:56	60.7	9/10/2013 1:01	58.3	10/10/2013 2:06	48.8	11/10/2013 3:11	61.6	12/10/2013 4:16	61.9	13/10/2013 5:21	50.4
8/10/2013 0:01	63.1	9/10/2013 1:06	58.3	10/10/2013 2:11	61.9	11/10/2013 3:16	61.8	12/10/2013 4:21	48.2	13/10/2013 5:26	56.0
8/10/2013 0:06	60.6	9/10/2013 1:11	56.9	10/10/2013 2:16	44.6	11/10/2013 3:21	47.4	12/10/2013 4:26	51.3	13/10/2013 5:31	49.6
8/10/2013 0:11	60.9	9/10/2013 1:16	59.2	10/10/2013 2:21	51.6	11/10/2013 3:26	61.3	12/10/2013 4:31	38.5	13/10/2013 5:36	54.3
8/10/2013 0:16	60.8	9/10/2013 1:21	56.6	10/10/2013 2:26	51.7	11/10/2013 3:31	61.7	12/10/2013 4:36	61.8	13/10/2013 5:41	52.9
8/10/2013 0:21	60.2	9/10/2013 1:26	57.6	10/10/2013 2:31	48.8	11/10/2013 3:36	52.9	12/10/2013 4:41	54.9	13/10/2013 5:46	53.9
8/10/2013 0:26	61.5	9/10/2013 1:31	56.8	10/10/2013 2:36	53.5	11/10/2013 3:41	50.0	12/10/2013 4:46	61.8	13/10/2013 5:51	50.0
8/10/2013 0:31	58.9	9/10/2013 1:36	57.6	10/10/2013 2:41	48.8	11/10/2013 3:46	61.7	12/10/2013 4:51	61.9	13/10/2013 5:56	56.1
8/10/2013 0:36	59.9	9/10/2013 1:41	55.8	10/10/2013 2:46	61.8	11/10/2013 3:51	61.8	12/10/2013 4:56	61.6	13/10/2013 6:01	54.9
8/10/2013 0:41	58.4	9/10/2013 1:46	55.0	10/10/2013 2:51	61.5	11/10/2013 3:56	61.4	12/10/2013 5:01	51.5	13/10/2013 6:06	54.9
8/10/2013 0:46	59.2	9/10/2013 1:51	58.1	10/10/2013 2:56	61.8	11/10/2013 4:01	41.6	12/10/2013 5:06	56.6	13/10/2013 6:11	56.1
8/10/2013 0:51	58.1	9/10/2013 1:56	54.3	10/10/2013 3:01	61.6	11/10/2013 4:06	61.7	12/10/2013 5:11	50.1	13/10/2013 6:16	56.2
8/10/2013 0:56	58.1	9/10/2013 2:01	49.8	10/10/2013 3:06	61.9	11/10/2013 4:11	61.6	12/10/2013 5:16	51.3	13/10/2013 6:21	59.0
8/10/2013 1:01	59.7	9/10/2013 2:06	51.9	10/10/2013 3:11	61.5	11/10/2013 4:16	61.8	12/10/2013 5:21	50.1	13/10/2013 6:26	59.6
8/10/2013 1:06	58.0	9/10/2013 2:11	54.9	10/10/2013 3:16	61.3	11/10/2013 4:21	41.6	12/10/2013 5:26	49.1	13/10/2013 6:31	58.8
8/10/2013 1:11	59.3	9/10/2013 2:16	52.3	10/10/2013 3:21	61.4	11/10/2013 4:26	61.6	12/10/2013 5:31	44.0	13/10/2013 6:36	59.3
8/10/2013 1:16	57.2	9/10/2013 2:21	48.4	10/10/2013 3:26	61.2	11/10/2013 4:31	61.8	12/10/2013 5:36	50.6	13/10/2013 6:41	58.9
8/10/2013 1:21	58.9	9/10/2013 2:26	53.7	10/10/2013 3:31	61.3	11/10/2013 4:36	61.3	12/10/2013 5:41	51.6	13/10/2013 6:46	58.4
8/10/2013 1:26	56.1	9/10/2013 2:31	52.0	10/10/2013 3:36	61.7	11/10/2013 4:41	49.1	12/10/2013 5:46	55.2	13/10/2013 6:51	60.1
8/10/2013 1:31	56.7	9/10/2013 2:36	49.8	10/10/2013 3:41	45.6	11/10/2013 4:46	61.7	12/10/2013 5:51	55.6	13/10/2013 6:56	60.5
8/10/2013 1:36	55.8	9/10/2013 2:41	46.0	10/10/2013 3:46	61.4	11/10/2013 4:51	61.2	12/10/2013 5:56	56.5	13/10/2013 23:01	61.3
8/10/2013 1:41	57.4	9/10/2013 2:46	51.4	10/10/2013 3:51	61.5	11/10/2013 4:56	61.0	12/10/2013 6:01	55.2	13/10/2013 23:06	60.2
8/10/2013 1:46	55.5	9/10/2013 2:51	61.9	10/10/2013 3:56	61.7	11/10/2013 5:01	61.3	12/10/2013 6:06	56.6	13/10/2013 23:11	60.9
8/10/2013 1:51	54.8	9/10/2013 2:56	43.3								

Real-time Noise Data	RTN1 (Food and Environmental Hygiene Department Depot)					
14/10/2013 2:36 54.7	15/10/2013 3:41 61.5	16/10/2013 4:46 61.3	17/10/2013 5:51 56.2	18/10/2013 6:56 58.9	20/10/2013 0:01 59.9	
14/10/2013 2:41 51.9	15/10/2013 3:46 61.3	16/10/2013 4:51 61.8	17/10/2013 5:56 55.6	18/10/2013 23:01 59.8	20/10/2013 0:06 58.0	
14/10/2013 2:46 42.5	15/10/2013 3:51 61.5	16/10/2013 4:56 61.9	17/10/2013 6:01 53.1	18/10/2013 23:06 59.2	20/10/2013 0:11 56.6	
14/10/2013 2:51 54.8	15/10/2013 3:56 61.4	16/10/2013 5:01 61.8	17/10/2013 6:06 56.2	18/10/2013 23:11 60.8	20/10/2013 0:16 57.4	
14/10/2013 2:56 51.9	15/10/2013 4:01 61.1	16/10/2013 5:06 51.6	17/10/2013 6:11 57.9	18/10/2013 23:16 59.7	20/10/2013 0:21 56.3	
14/10/2013 3:01 61.8	15/10/2013 4:06 61.6	16/10/2013 5:11 43.3	17/10/2013 6:16 58.1	18/10/2013 23:21 59.8	20/10/2013 0:26 53.8	
14/10/2013 3:06 47.1	15/10/2013 4:11 61.1	16/10/2013 5:16 50.9	17/10/2013 6:21 58.7	18/10/2013 23:26 58.6	20/10/2013 0:31 56.7	
14/10/2013 3:11 51.0	15/10/2013 4:16 61.4	16/10/2013 5:21 51.0	17/10/2013 6:26 59.6	18/10/2013 23:31 61.4	20/10/2013 0:36 55.9	
14/10/2013 3:16 61.9	15/10/2013 4:21 61.6	16/10/2013 5:26 55.1	17/10/2013 6:31 61.0	18/10/2013 23:36 61.6	20/10/2013 0:41 56.9	
14/10/2013 3:21 61.6	15/10/2013 4:26 61.2	16/10/2013 5:31 52.0	17/10/2013 6:36 59.9	18/10/2013 23:41 59.2	20/10/2013 0:46 50.6	
14/10/2013 3:26 52.0	15/10/2013 4:31 61.4	16/10/2013 5:36 53.8	17/10/2013 6:41 62.1	18/10/2013 23:46 60.4	20/10/2013 0:51 55.1	
14/10/2013 3:31 46.0	15/10/2013 4:36 61.4	16/10/2013 5:41 55.5	17/10/2013 6:46 62.3	18/10/2013 23:51 59.1	20/10/2013 0:56 55.0	
14/10/2013 3:36 42.5	15/10/2013 4:41 61.0	16/10/2013 5:46 55.7	17/10/2013 6:51 62.2	18/10/2013 23:56 60.6	20/10/2013 1:01 38.5	
14/10/2013 3:41 47.6	15/10/2013 4:46 61.4	16/10/2013 5:51 56.9	17/10/2013 6:56 62.8	19/10/2013 0:01 58.1	20/10/2013 1:06 52.4	
14/10/2013 3:46 61.6	15/10/2013 4:51 61.5	16/10/2013 5:56 55.1	17/10/2013 23:01 59.8	19/10/2013 0:06 63.5	20/10/2013 1:11 46.4	
14/10/2013 3:51 61.7	15/10/2013 4:56 61.8	16/10/2013 6:01 56.8	17/10/2013 23:06 59.2	19/10/2013 0:11 58.7	20/10/2013 1:16 53.4	
14/10/2013 3:56 61.8	15/10/2013 5:01 61.1	16/10/2013 6:06 58.1	17/10/2013 23:11 60.8	19/10/2013 0:16 60.9	20/10/2013 1:21 61.8	
14/10/2013 4:01 61.7	15/10/2013 5:06 44.0	16/10/2013 6:11 58.7	17/10/2013 23:16 59.7	19/10/2013 0:21 57.5	20/10/2013 1:26 61.8	
14/10/2013 4:06 61.8	15/10/2013 5:11 42.5	16/10/2013 6:16 59.1	17/10/2013 23:21 59.8	19/10/2013 0:26 61.2	20/10/2013 1:31 61.4	
14/10/2013 4:11 61.8	15/10/2013 5:16 46.4	16/10/2013 6:21 59.4	17/10/2013 23:26 58.6	19/10/2013 0:31 59.4	20/10/2013 1:36 48.6	
14/10/2013 4:16 61.6	15/10/2013 5:21 61.6	16/10/2013 6:26 60.8	17/10/2013 23:31 61.4	19/10/2013 0:36 58.2	20/10/2013 1:41 49.6	
14/10/2013 4:21 46.0	15/10/2013 5:26 61.8	16/10/2013 6:31 60.7	17/10/2013 23:36 61.6	19/10/2013 0:41 58.5	20/10/2013 1:46 61.4	
14/10/2013 4:26 61.8	15/10/2013 5:31 61.9	16/10/2013 6:36 61.8	17/10/2013 23:41 59.2	19/10/2013 0:46 58.1	20/10/2013 1:51 61.7	
14/10/2013 4:31 61.8	15/10/2013 5:36 48.6	16/10/2013 6:41 62.4	17/10/2013 23:46 60.4	19/10/2013 0:51 56.3	20/10/2013 1:56 61.3	
14/10/2013 4:36 61.9	15/10/2013 5:41 50.6	16/10/2013 6:46 63.3	17/10/2013 23:51 59.1	19/10/2013 0:56 56.2	20/10/2013 2:01 61.5	
14/10/2013 4:41 57.6	15/10/2013 5:46 54.4	16/10/2013 6:51 63.1	17/10/2013 23:56 60.6	19/10/2013 1:01 55.5	20/10/2013 2:06 61.4	
14/10/2013 4:46 52.5	15/10/2013 5:51 56.5	16/10/2013 6:56 63.2	18/10/2013 0:01 58.1	19/10/2013 1:06 56.2	20/10/2013 2:11 61.0	
14/10/2013 4:51 46.4	15/10/2013 5:56 54.8	16/10/2013 23:01 61.7	18/10/2013 0:06 63.5	19/10/2013 1:11 51.6	20/10/2013 2:16 61.0	
14/10/2013 4:56 52.1	15/10/2013 6:01 53.5	16/10/2013 23:06 61.8	18/10/2013 0:11 58.7	19/10/2013 1:16 52.2	20/10/2013 2:21 61.4	
14/10/2013 5:01 47.4	15/10/2013 6:06 57.3	16/10/2013 23:11 62.4	18/10/2013 0:16 60.9	19/10/2013 1:21 47.1	20/10/2013 2:26 61.3	
14/10/2013 5:06 61.7	15/10/2013 6:11 58.1	16/10/2013 23:16 61.4	18/10/2013 0:21 57.5	19/10/2013 1:26 38.5	20/10/2013 2:31 61.1	
14/10/2013 5:11 51.3	15/10/2013 6:16 57.8	16/10/2013 23:21 60.9	18/10/2013 0:26 61.2	19/10/2013 1:31 56.9	20/10/2013 2:36 61.0	
14/10/2013 5:16 45.1	15/10/2013 6:21 59.8	16/10/2013 23:26 61.8	18/10/2013 0:31 59.4	19/10/2013 1:36 49.6	20/10/2013 2:41 61.1	
14/10/2013 5:21 61.7	15/10/2013 6:26 60.0	16/10/2013 23:31 60.7	18/10/2013 0:36 58.2	19/10/2013 1:41 45.6	20/10/2013 2:46 60.6	
14/10/2013 5:26 53.9	15/10/2013 6:31 60.3	16/10/2013 23:36 61.4	18/10/2013 0:41 58.5	19/10/2013 1:46 61.7	20/10/2013 2:51 61.0	
14/10/2013 5:31 52.8	15/10/2013 6:36 61.0	16/10/2013 23:41 61.8	18/10/2013 0:46 58.1	19/10/2013 1:51 42.5	20/10/2013 2:56 60.7	
14/10/2013 5:36 49.3	15/10/2013 6:41 61.5	16/10/2013 23:46 61.3	18/10/2013 0:51 56.3	19/10/2013 1:56 61.7	20/10/2013 3:01 60.9	
14/10/2013 5:41 55.2	15/10/2013 6:46 61.8	16/10/2013 23:51 60.7	18/10/2013 0:56 56.2	19/10/2013 2:01 43.3	20/10/2013 3:06 60.7	
14/10/2013 5:46 49.1	15/10/2013 6:51 62.6	16/10/2013 23:56 61.3	18/10/2013 1:01 55.5	19/10/2013 2:06 61.8	20/10/2013 3:11 60.6	
14/10/2013 5:51 53.7	15/10/2013 6:56 63.0	17/10/2013 0:01 60.1	18/10/2013 1:06 56.2	19/10/2013 2:11 61.3	20/10/2013 3:16 60.6	
14/10/2013 5:56 52.0	15/10/2013 23:01 62.0	17/10/2013 0:06 60.1	18/10/2013 1:11 51.6	19/10/2013 2:16 61.1	20/10/2013 3:21 61.0	
14/10/2013 6:01 52.0	15/10/2013 23:06 61.0	17/10/2013 0:11 60.2	18/10/2013 1:16 52.2	19/10/2013 2:21 61.8	20/10/2013 3:26 60.5	
14/10/2013 6:06 58.9	15/10/2013 23:11 60.9	17/10/2013 0:16 60.9	18/10/2013 1:21 47.1	19/10/2013 2:26 60.7	20/10/2013 3:31 60.6	
14/10/2013 6:11 55.6	15/10/2013 23:16 62.2	17/10/2013 0:21 60.7	18/10/2013 1:26 38.5	19/10/2013 2:31 61.1	20/10/2013 3:36 60.6	
14/10/2013 6:16 55.0	15/10/2013 23:21 61.4	17/10/2013 0:26 59.1	18/10/2013 1:31 56.9	19/10/2013 2:36 61.8	20/10/2013 3:41 60.3	
14/10/2013 6:21 56.9	15/10/2013 23:26 61.0	17/10/2013 0:31 59.4	18/10/2013 1:36 49.6	19/10/2013 2:41 61.3	20/10/2013 3:46 60.5	
14/10/2013 6:26 58.2	15/10/2013 23:31 61.0	17/10/2013 0:36 57.4	18/10/2013 1:41 45.6	19/10/2013 2:46 61.2	20/10/2013 3:51 59.7	
14/10/2013 6:31 57.9	15/10/2013 23:36 60.4	17/10/2013 0:41 56.7	18/10/2013 1:46 61.7	19/10/2013 2:51 61.0	20/10/2013 3:56 60.2	
14/10/2013 6:36 58.1	15/10/2013 23:41 60.9	17/10/2013 0:46 57.9	18/10/2013 1:51 42.5	19/10/2013 2:56 60.2	20/10/2013 4:01 60.0	
14/10/2013 6:41 59.5	15/10/2013 23:46 61.1	17/10/2013 0:51 57.0	18/10/2013 1:56 61.7	19/10/2013 3:01 61.1	20/10/2013 4:06 59.2	
14/10/2013 6:46 60.9	15/10/2013 23:51 60.5	17/10/2013 0:56 57.8	18/10/2013 2:01 43.3	19/10/2013 3:06 60.9	20/10/2013 4:11 59.9	
14/10/2013 6:51 59.9	15/10/2013 23:56 59.6	17/10/2013 1:01 59.1	18/10/2013 2:06 61.8	19/10/2013 3:11 60.4	20/10/2013 4:16 60.1	
14/10/2013 6:56 60.5	16/10/2013 0:01 59.5	17/10/2013 1:06 56.6	18/10/2013 2:11 61.3	19/10/2013 3:16 60.0	20/10/2013 4:21 60.5	
14/10/2013 23:01 59.2	16/10/2013 0:06 60.7	17/10/2013 1:11 56.8	18/10/2013 2:16 61.1	19/10/2013 3:21 50.3	20/10/2013 4:26 60.4	
14/10/2013 23:06 60.1	16/10/2013 0:11 59.7	17/10/2013 1:16 54.2	18/10/2013 2:21 61.8	19/10/2013 3:26 61.0	20/10/2013 4:31 59.6	
14/10/2013 23:11 59.8	16/10/2013 0:16 60.5	17/10/2013 1:21 56.1	18/10/2013 2:26 60.7	19/10/2013 3:31 59.6	20/10/2013 4:36 59.9	
14/10/2013 23:16 60.7	16/10/2013 0:21 60.0	17/10/2013 1:26 53.4	18/10/2013 2:31 61.1	19/10/2013 3:36 60.5	20/10/2013 4:41 60.3	
14/10/2013 23:21 59.7	16/10/2013 0:26 60.6	17/10/2013 1:31 53.8	18/10/2013 2:36 61.8	19/10/2013 3:41 59.7	20/10/2013 4:46 60.3	
14/10/2013 23:26 58.7	16/10/2013 0:31 58.2	17/10/2013 1:36 54.3	18/10/2013 2:41 61.3	19/10/2013 3:46 60.2	20/10/2013 4:51 59.4	
14/10/2013 23:31 59.8	16/10/2013 0:36 57.3	17/10/2013 1:41 56.3	18/10/2013 2:46 61.2	19/10/2013 3:51 59.9	20/10/2013 4:56 60.1	
14/10/2013 23:36 60.2	16/10/2013 0:41 58.6	17/10/2013 1:46 52.5	18/10/2013 2:51 61.0	19/10/2013 3:56 59.8	20/10/2013 5:01 59.9	
14/10/2013 23:41 58.5	16/10/2013 0:46 59.1	17/10/2013 1:51 53.4	18/10/2013 2:56 60.2	19/10/2013 4:01 59.7	20/10/2013 5:06 60.4	
14/10/2013 23:46 59.5	16/10/2013 0:51 56.4	17/10/2013 1:56 52.8	18/10/2013 3:01 61.1	19/10/2013 4:06 58.9	20/10/2013 5:11 59.7	
14/10/2013 23:51 56.1	16/10/2013 0:56 57.5	17/10/2013 2:01 46.7	18/10/2013 3:06 60.9	19/10/2013 4:11 59.6	20/10/2013 5:16 60.1	
14/10/2013 23:56 58.2	16/10/2013 1:01 58.9	17/10/2013 2:06 49.8	18/10/2013 3:11 60.4	19/10/2013 4:16 60.2	20/10/2013 5:21 61.5	
15/10/2013 0:01 59.5	16/10/2013 1:06 56.7	17/10/2013 2:11 61.9	18/10/2013 3:16 60.0	19/10/2013 4:21 59.7	20/10/2013 5:26 60.8	
15/10/2013 0:06 59.5	16/10/2013 1:11 55.0	17/10/2013 2:16 40.3	18/10/2013 3:21 50.3	19/10/2013 4:26 59.3	20/10/2013 5:31 58.2	
15/10/2013 0:11 58.7	16/10/2013 1:16 54.1	17/10/2013 2:21 61.7	18/10/2013 3:26 61.0	19/10/2013 4:31 60.2	20/10/2013 5:36 60.0	
15/10/2013 0:16 57.2	16/10/2013 1:21 56.0	17/10/2013 2:26 61.8	18/10/2013 3:31 59.6	19/10/2013 4:36 59.9	20/10/2013 5:41 60.5	
15/10/2013 0:21 57.4	16/10/2013 1:26 57.5	17/10/2013 2:31 61.7	18/10/2013 3:36 60.5	19/10/2013 4:41 61.4	20/10/2013 5:46 60.5	
15/10/2013 0:26 57.7	16/10/2013 1:31 57.1	17/10/2013 2:36 50.7	18/10/2013 3:41 59.7	19/10/2013 4:46 61.3	20/10/2013 5:51 60.9	
15/10/2013 0:31 56.9	16/10/2013 1:36 52.2	17/10/2013 2:41 50.3	18/10/2013 3:46 60.2	19/10/2013 4:51 59.4	20/10/2013 5:56 60.9	
15/10/2013 0:36 57.4	16/10/2013 1:41 52.7	17/10/2013 2:46 61.5	18/10/2013 3:51 59.9	19/10/2013 4:56 60.0	20/10/2013 6:01 60.9	
15/10/2013 0:41 55.8	16/10/2013 1:46 52.6	17/10/2013 2:51 61.6	18/10/2013 3:56 59.8	19/10/2013 5:01 60.2	20/10/2013 6:06 60.9	
15/10/2013 0:46 54.1	16/10/2013 1:51 54.6	17/10/2013 2:56 61.4	18/10/2013 4:01 59.7	19/10/2013 5:06 60.6	20/10/2013 6:11 61.4	
15/10/2013 0:51 55.2	16/10/2013 1:56 55.1	17/10/2013 3:01 61.1	18/10/2013 4:06 58.9	19/10/2013 5:11 60.5	20/10/2013 6:16 61.0	
15/10/2013 0:56 55.1	16/10/2013 2:01 46.4	17/10/2013 3:06 61.4	18/10/2013 4:11 59.6	19/10/2013 5:16 60.7	20/10/2013 6:21 61.9	
15/10/2013 1:01 53.4	16/10/2013 2:06 52.1	17/10/2013 3:11 61.6	18/10/2013 4:16 60.2	19/10/2013 5:21 60.0	20/10/2013 6:26 50.6	
15/10/2013 1:06 53.9	16/10/2013 2:11 40.3	17/10/2013 3:16 61.5	18/10/2013 4:21 59.7	19/10/2013 5:26 60.5	20/10/2013 6:31 51.5	

Real-time Noise Data	RTN1 (Food and Environmental Hygiene Department Depot)				
21/10/2013 1:06 60.1	22/10/2013 2:11 60.4	23/10/2013 3:16 59.6	24/10/2013 4:21 58.5	25/10/2013 5:26 59.4	26/10/2013 6:31 53.5
21/10/2013 1:11 59.9	22/10/2013 2:16 60.3	23/10/2013 3:21 59.1	24/10/2013 4:26 58.0	25/10/2013 5:31 59.2	26/10/2013 6:36 55.9
21/10/2013 1:16 59.9	22/10/2013 2:21 60.9	23/10/2013 3:26 58.2	24/10/2013 4:31 58.1	25/10/2013 5:36 60.1	26/10/2013 6:41 57.9
21/10/2013 1:21 60.8	22/10/2013 2:26 59.9	23/10/2013 3:31 58.3	24/10/2013 4:36 58.5	25/10/2013 5:41 59.8	26/10/2013 6:46 56.0
21/10/2013 1:26 57.4	22/10/2013 2:31 59.7	23/10/2013 3:36 59.5	24/10/2013 4:41 58.9	25/10/2013 5:46 60.7	26/10/2013 6:51 57.3
21/10/2013 1:31 61.6	22/10/2013 2:36 60.2	23/10/2013 3:41 58.7	24/10/2013 4:46 57.7	25/10/2013 5:51 60.6	26/10/2013 6:56 58.9
21/10/2013 1:36 61.3	22/10/2013 2:41 59.2	23/10/2013 3:46 58.7	24/10/2013 4:51 59.5	25/10/2013 5:56 60.9	26/10/2013 23:01 59.2
21/10/2013 1:41 42.5	22/10/2013 2:46 59.2	23/10/2013 3:51 57.3	24/10/2013 4:56 60.0	25/10/2013 6:01 60.5	26/10/2013 23:06 60.0
21/10/2013 1:46 60.7	22/10/2013 2:51 59.8	23/10/2013 3:56 58.1	24/10/2013 5:01 58.9	25/10/2013 6:06 61.5	26/10/2013 23:11 60.3
21/10/2013 1:51 60.7	22/10/2013 2:56 58.5	23/10/2013 4:01 58.5	24/10/2013 5:06 59.3	25/10/2013 6:11 45.6	26/10/2013 23:16 61.0
21/10/2013 1:56 60.7	22/10/2013 3:01 58.8	23/10/2013 4:06 58.5	24/10/2013 5:11 59.5	25/10/2013 6:16 51.6	26/10/2013 23:21 61.4
21/10/2013 2:01 60.4	22/10/2013 3:06 58.8	23/10/2013 4:11 58.0	24/10/2013 5:16 59.1	25/10/2013 6:21 50.4	26/10/2013 23:26 57.3
21/10/2013 2:06 60.3	22/10/2013 3:11 58.8	23/10/2013 4:16 58.9	24/10/2013 5:21 59.6	25/10/2013 6:26 55.3	26/10/2013 23:31 59.1
21/10/2013 2:11 59.7	22/10/2013 3:16 59.0	23/10/2013 4:21 58.9	24/10/2013 5:26 59.2	25/10/2013 6:31 57.4	26/10/2013 23:36 57.9
21/10/2013 2:16 59.2	22/10/2013 3:21 58.2	23/10/2013 4:26 57.7	24/10/2013 5:31 59.1	25/10/2013 6:36 59.7	26/10/2013 23:41 59.7
21/10/2013 2:21 59.2	22/10/2013 3:26 57.8	23/10/2013 4:31 58.5	24/10/2013 5:36 60.1	25/10/2013 6:41 59.2	26/10/2013 23:46 58.6
21/10/2013 2:26 59.6	22/10/2013 3:31 58.7	23/10/2013 4:36 58.9	24/10/2013 5:41 60.8	25/10/2013 6:46 61.4	26/10/2013 23:51 57.6
21/10/2013 2:31 58.9	22/10/2013 3:36 59.2	23/10/2013 4:41 58.6	24/10/2013 5:46 60.1	25/10/2013 6:51 60.7	26/10/2013 23:56 57.8
21/10/2013 2:36 58.8	22/10/2013 3:41 57.8	23/10/2013 4:46 59.0	24/10/2013 5:51 60.7	25/10/2013 6:56 62.2	27/10/2013 0:01 58.8
21/10/2013 2:41 58.7	22/10/2013 3:46 58.5	23/10/2013 4:51 58.5	24/10/2013 5:56 61.2	25/10/2013 23:01 59.9	27/10/2013 0:06 56.3
21/10/2013 2:46 58.3	22/10/2013 3:51 57.9	23/10/2013 4:56 59.2	24/10/2013 6:01 59.9	25/10/2013 23:06 60.2	27/10/2013 0:11 57.1
21/10/2013 2:51 58.6	22/10/2013 3:56 58.8	23/10/2013 5:01 58.6	24/10/2013 6:06 61.0	25/10/2013 23:11 61.5	27/10/2013 0:16 55.9
21/10/2013 2:56 58.6	22/10/2013 4:01 57.9	23/10/2013 5:06 59.5	24/10/2013 6:11 61.8	25/10/2013 23:16 59.9	27/10/2013 0:21 63.3
21/10/2013 3:01 58.4	22/10/2013 4:06 59.1	23/10/2013 5:11 59.1	24/10/2013 6:16 50.4	25/10/2013 23:21 60.4	27/10/2013 0:26 57.1
21/10/2013 3:06 58.5	22/10/2013 4:11 58.2	23/10/2013 5:16 59.7	24/10/2013 6:21 51.3	25/10/2013 23:26 58.8	27/10/2013 0:31 58.9
21/10/2013 3:11 57.8	22/10/2013 4:16 59.8	23/10/2013 5:21 59.0	24/10/2013 6:26 56.5	25/10/2013 23:31 59.8	27/10/2013 0:36 55.6
21/10/2013 3:16 58.1	22/10/2013 4:21 61.4	23/10/2013 5:26 60.0	24/10/2013 6:31 57.1	25/10/2013 23:36 60.4	27/10/2013 0:41 50.6
21/10/2013 3:21 58.8	22/10/2013 4:26 58.1	23/10/2013 5:31 59.6	24/10/2013 6:36 58.1	25/10/2013 23:41 61.1	27/10/2013 0:46 55.9
21/10/2013 3:26 57.5	22/10/2013 4:31 58.5	23/10/2013 5:36 60.0	24/10/2013 6:41 62.0	25/10/2013 23:46 60.0	27/10/2013 0:51 55.0
21/10/2013 3:31 58.3	22/10/2013 4:36 58.5	23/10/2013 5:41 60.3	24/10/2013 6:46 61.3	25/10/2013 23:51 58.0	27/10/2013 0:56 58.0
21/10/2013 3:36 58.8	22/10/2013 4:41 59.1	23/10/2013 5:46 60.2	24/10/2013 6:51 60.8	25/10/2013 23:56 59.9	27/10/2013 1:01 47.9
21/10/2013 3:41 57.6	22/10/2013 4:46 58.7	23/10/2013 5:51 60.4	24/10/2013 6:56 60.7	26/10/2013 0:01 60.8	27/10/2013 1:06 55.2
21/10/2013 3:46 58.1	22/10/2013 4:51 58.7	23/10/2013 5:56 61.6	24/10/2013 23:01 60.4	26/10/2013 0:06 58.5	27/10/2013 1:11 49.3
21/10/2013 3:51 58.4	22/10/2013 4:56 59.2	23/10/2013 6:01 60.9	24/10/2013 23:06 59.0	26/10/2013 0:11 58.4	27/10/2013 1:16 44.0
21/10/2013 3:56 58.3	22/10/2013 5:01 59.2	23/10/2013 6:06 50.9	24/10/2013 23:11 60.4	26/10/2013 0:16 58.6	27/10/2013 1:21 61.8
21/10/2013 4:01 57.4	22/10/2013 5:06 60.1	23/10/2013 6:11 61.6	24/10/2013 23:16 59.0	26/10/2013 0:21 57.8	27/10/2013 1:26 46.7
21/10/2013 4:06 57.8	22/10/2013 5:11 59.4	23/10/2013 6:16 53.2	24/10/2013 23:21 58.6	26/10/2013 0:26 58.9	27/10/2013 1:31 50.6
21/10/2013 4:11 58.4	22/10/2013 5:16 59.1	23/10/2013 6:21 56.1	24/10/2013 23:26 60.3	26/10/2013 0:31 59.0	27/10/2013 1:36 61.8
21/10/2013 4:16 58.2	22/10/2013 5:21 59.6	23/10/2013 6:26 56.8	24/10/2013 23:31 58.8	26/10/2013 0:36 56.7	27/10/2013 1:41 61.7
21/10/2013 4:21 58.3	22/10/2013 5:26 59.3	23/10/2013 6:31 57.0	24/10/2013 23:36 62.6	26/10/2013 0:41 55.4	27/10/2013 1:46 61.4
21/10/2013 4:26 57.5	22/10/2013 5:31 59.3	23/10/2013 6:36 57.8	24/10/2013 23:41 59.3	26/10/2013 0:46 60.5	27/10/2013 1:51 61.4
21/10/2013 4:31 58.1	22/10/2013 5:36 59.7	23/10/2013 6:41 59.9	24/10/2013 23:46 59.0	26/10/2013 0:51 58.3	27/10/2013 1:56 61.4
21/10/2013 4:36 58.9	22/10/2013 5:41 60.4	23/10/2013 6:46 62.7	24/10/2013 23:51 59.0	26/10/2013 0:56 54.5	27/10/2013 2:01 61.1
21/10/2013 4:41 57.4	22/10/2013 5:46 60.2	23/10/2013 6:51 61.3	24/10/2013 23:56 58.9	26/10/2013 1:01 55.4	27/10/2013 2:06 61.1
21/10/2013 4:46 59.5	22/10/2013 5:51 61.2	23/10/2013 6:56 61.4	25/10/2013 0:01 57.7	26/10/2013 1:06 54.4	27/10/2013 2:11 61.8
21/10/2013 4:51 58.7	22/10/2013 5:56 61.3	23/10/2013 23:01 58.3	25/10/2013 0:06 58.6	26/10/2013 1:11 52.9	27/10/2013 2:16 60.9
21/10/2013 4:56 58.5	22/10/2013 6:01 60.6	23/10/2013 23:06 57.4	25/10/2013 0:11 60.6	26/10/2013 1:16 61.8	27/10/2013 2:21 50.1
21/10/2013 5:01 58.9	22/10/2013 6:06 61.3	23/10/2013 23:11 60.1	25/10/2013 0:16 55.3	26/10/2013 1:21 48.8	27/10/2013 2:26 61.2
21/10/2013 5:06 59.6	22/10/2013 6:11 61.5	23/10/2013 23:16 60.1	25/10/2013 0:21 57.0	26/10/2013 1:26 55.5	27/10/2013 2:31 60.7
21/10/2013 5:11 58.6	22/10/2013 6:16 52.5	23/10/2013 23:21 60.3	25/10/2013 0:26 59.7	26/10/2013 1:31 54.0	27/10/2013 2:36 60.7
21/10/2013 5:16 60.3	22/10/2013 6:21 55.3	23/10/2013 23:26 58.1	25/10/2013 0:31 51.6	26/10/2013 1:36 54.1	27/10/2013 2:41 60.9
21/10/2013 5:21 59.1	22/10/2013 6:26 55.7	23/10/2013 23:31 59.8	25/10/2013 0:36 54.2	26/10/2013 1:41 50.6	27/10/2013 2:46 60.4
21/10/2013 5:26 60.0	22/10/2013 6:31 58.9	23/10/2013 23:36 58.3	25/10/2013 0:41 57.4	26/10/2013 1:46 49.4	27/10/2013 2:51 61.2
21/10/2013 5:31 60.1	22/10/2013 6:36 59.5	23/10/2013 23:41 59.1	25/10/2013 0:46 49.1	26/10/2013 1:51 61.6	27/10/2013 2:56 61.1
21/10/2013 5:36 60.4	22/10/2013 6:41 60.4	23/10/2013 23:46 57.7	25/10/2013 0:51 61.9	26/10/2013 1:56 49.8	27/10/2013 3:01 60.4
21/10/2013 5:41 60.5	22/10/2013 6:46 60.6	23/10/2013 23:51 59.0	25/10/2013 0:56 61.5	26/10/2013 2:01 61.8	27/10/2013 3:06 60.2
21/10/2013 5:46 61.0	22/10/2013 6:51 61.2	23/10/2013 23:56 57.5	25/10/2013 1:01 61.6	26/10/2013 2:06 52.5	27/10/2013 3:11 60.3
21/10/2013 5:51 60.8	22/10/2013 6:56 62.0	24/10/2013 0:01 59.2	25/10/2013 1:06 53.4	26/10/2013 2:11 61.5	27/10/2013 3:16 61.5
21/10/2013 5:56 61.1	22/10/2013 23:01 58.5	24/10/2013 0:06 58.7	25/10/2013 1:11 61.8	26/10/2013 2:16 61.4	27/10/2013 3:21 61.6
21/10/2013 6:01 60.9	22/10/2013 23:06 59.2	24/10/2013 0:11 57.0	25/10/2013 1:16 47.4	26/10/2013 2:21 61.2	27/10/2013 3:26 60.4
21/10/2013 6:06 61.6	22/10/2013 23:11 58.6	24/10/2013 0:16 58.1	25/10/2013 1:21 61.3	26/10/2013 2:26 61.7	27/10/2013 3:31 60.7
21/10/2013 6:11 35.5	22/10/2013 23:16 58.8	24/10/2013 0:21 57.1	25/10/2013 1:26 60.5	26/10/2013 2:31 60.7	27/10/2013 3:36 61.1
21/10/2013 6:16 57.4	22/10/2013 23:21 57.6	24/10/2013 0:26 55.2	25/10/2013 1:31 61.2	26/10/2013 2:36 61.0	27/10/2013 3:41 60.4
21/10/2013 6:21 57.4	22/10/2013 23:26 58.8	24/10/2013 0:31 55.7	25/10/2013 1:36 61.8	26/10/2013 2:41 61.6	27/10/2013 3:46 60.4
21/10/2013 6:26 59.3	22/10/2013 23:31 58.3	24/10/2013 0:36 55.7	25/10/2013 1:41 61.0	26/10/2013 2:46 61.8	27/10/2013 3:51 59.9
21/10/2013 6:31 58.1	22/10/2013 23:36 58.2	24/10/2013 0:41 52.0	25/10/2013 1:46 61.7	26/10/2013 2:51 61.3	27/10/2013 3:56 60.3
21/10/2013 6:36 59.3	22/10/2013 23:41 58.0	24/10/2013 0:46 47.4	25/10/2013 1:51 60.1	26/10/2013 2:56 60.5	27/10/2013 4:01 59.3
21/10/2013 6:41 60.6	22/10/2013 23:46 57.0	24/10/2013 0:51 61.7	25/10/2013 1:56 60.9	26/10/2013 3:01 60.7	27/10/2013 4:06 60.0
21/10/2013 6:46 61.7	22/10/2013 23:51 57.2	24/10/2013 0:56 61.9	25/10/2013 2:01 59.8	26/10/2013 3:06 61.0	27/10/2013 4:11 60.1
21/10/2013 6:51 62.3	22/10/2013 23:56 59.9	24/10/2013 1:01 45.1	25/10/2013 2:06 60.5	26/10/2013 3:11 60.6	27/10/2013 4:16 59.6
21/10/2013 6:56 61.7	23/10/2013 0:01 57.9	24/10/2013 1:06 61.9	25/10/2013 2:11 59.7	26/10/2013 3:16 60.5	27/10/2013 4:21 60.6
21/10/2013 23:01 59.9	23/10/2013 0:06 58.3	24/10/2013 1:11 61.8	25/10/2013 2:16 59.8	26/10/2013 3:21 61.0	27/10/2013 4:26 59.9
21/10/2013 23:06 57.4	23/10/2013 0:11 56.2	24/10/2013 1:16 61.2	25/10/2013 2:21 59.6	26/10/2013 3:26 59.5	27/10/2013 4:31 59.8
21/10/2013 23:11 58.7	23/10/2013 0:16 57.7	24/10/2013 1:21 35.5	25/10/2013 2:26 60.4	26/10/2013 3:31 59.9	27/10/2013 4:36 59.4
21/10/2013 23:16 60.0	23/10/2013 0:21 56.7	24/10/2013 1:26 61.7	25/10/2013 2:31 59.7	26/10/2013 3:36 59.8	27/10/2013 4:41 60.1
21/10/2013 23:21 58.4	23/10/2013 0:26 56.5	24/10/2013 1:31 61.4	25/10/2013 2:36 60.4	26/10/2013 3:41 60.2	27/10/2013 4:46 60.2
21/10/2013 23:26 59.6	23/10/2013 0:31 53.0	24/10/2013 1:36 61.3	25/10/2013 2:41 59.7	26/10/2013 3:46 61.0	27/10/2013 4:51 60.0
21/10/2013 23:31 57.4	23/10/2013 0:36 54.0	24/10/2013 1:41 61.8	25/10/2013 2:46 59.3	26/10/2013 3:51 60.6	27/10/2013 4:56 59.7
21/10/2013 23:36 58.8	23/10/2013 0:41 44.0	24/10/2013 1:46 60.7	25/10/2013 2:51 59.1	26/10/2013 3:56 60.2	27/10/2013 5:01

Real-time Noise Data RTN1 (Food and Environmental Hygiene Department Depot)

27/10/2013 23:36 57.5  
27/10/2013 23:41 52.0  
27/10/2013 23:46 56.9  
27/10/2013 23:51 57.1  
27/10/2013 23:56 47.6

Real-time Noise Data	RTN2a (Hong Kong Electric Centre)						
<b>Normal Day 07:00-19:00</b>	4/10/2013 12:01	65.7	9/10/2013 18:31	57.5	16/10/2013 13:01	72.0	
28/9/2013 7:01	65.4	10/10/2013 7:01	65.4	16/10/2013 13:31	73.0	22/10/2013 7:31	67.6
28/9/2013 7:31	60.3	10/10/2013 7:31	63.5	16/10/2013 14:01	71.1	22/10/2013 8:01	70.5
28/9/2013 8:01	72.4	10/10/2013 8:01	65.9	16/10/2013 14:31	69.6	22/10/2013 8:31	71.6
28/9/2013 8:31	74.5	10/10/2013 8:31	68.9	16/10/2013 15:01	69.8	22/10/2013 9:01	72.7
28/9/2013 9:01	73.7	10/10/2013 9:01	70.0	16/10/2013 15:31	71.0	22/10/2013 9:31	72.1
28/9/2013 9:31	72.7	10/10/2013 9:31	72.4	16/10/2013 16:01	71.7	22/10/2013 10:01	71.7
28/9/2013 10:01	68.7	10/10/2013 10:01	71.2	16/10/2013 16:31	71.1	22/10/2013 10:31	71.6
28/9/2013 10:31	67.6	10/10/2013 10:31	71.8	16/10/2013 17:01	69.7	22/10/2013 11:01	72.1
28/9/2013 11:01	67.7	10/10/2013 11:01	66.7	16/10/2013 17:31	68.3	22/10/2013 11:31	67.8
28/9/2013 11:31	65.9	10/10/2013 11:31	64.8	16/10/2013 18:01	66.8	22/10/2013 12:01	61.9
28/9/2013 12:01	66.6	10/10/2013 12:01	64.1	16/10/2013 18:31	66.2	22/10/2013 12:31	67.4
28/9/2013 12:31	50.1	10/10/2013 12:31	69.8	16/10/2013 19:01	67.8	22/10/2013 13:01	70.5
28/9/2013 13:01	64.1	10/10/2013 13:01	69.7	16/10/2013 19:31	69.7	22/10/2013 13:31	72.0
28/9/2013 13:31	64.9	10/10/2013 13:31	70.2	16/10/2013 20:01	71.9	22/10/2013 14:01	71.0
28/9/2013 14:01	66.4	10/10/2013 14:01	70.4	16/10/2013 20:31	71.6	22/10/2013 14:31	71.6
28/9/2013 14:31	68.3	10/10/2013 14:31	70.5	16/10/2013 21:01	71.7	22/10/2013 15:01	70.3
28/9/2013 15:01	66.0	10/10/2013 15:01	71.2	16/10/2013 21:31	71.1	22/10/2013 15:31	69.4
28/9/2013 15:31	63.9	10/10/2013 15:31	70.3	16/10/2013 22:01	71.4	22/10/2013 16:01	69.0
28/9/2013 16:01	64.9	10/10/2013 16:01	70.3	16/10/2013 22:31	71.1	22/10/2013 16:31	68.0
28/9/2013 16:31	65.4	10/10/2013 16:31	68.9	16/10/2013 23:01	64.4	22/10/2013 17:01	70.2
28/9/2013 17:01	65.6	10/10/2013 17:01	66.4	16/10/2013 23:31	65.9	22/10/2013 17:31	69.6
28/9/2013 17:31	64.0	10/10/2013 17:31	66.2	16/10/2013 24:01	70.9	22/10/2013 18:01	67.7
28/9/2013 18:01	66.6	10/10/2013 18:01	65.4	16/10/2013 24:31	70.9	22/10/2013 18:31	66.1
28/9/2013 18:31	53.0	10/10/2013 18:31	65.5	16/10/2013 25:01	70.9	22/10/2013 19:01	65.7
30/9/2013 7:01	66.8	10/10/2013 19:01	67.8	16/10/2013 25:31	71.9	22/10/2013 19:31	65.7
30/9/2013 7:31	62.9	10/10/2013 19:31	67.5	16/10/2013 26:01	71.6	22/10/2013 20:01	70.3
30/9/2013 8:01	64.9	10/10/2013 19:51	67.7	16/10/2013 26:31	71.0	22/10/2013 20:31	70.8
30/9/2013 8:31	73.0	10/10/2013 20:01	67.7	16/10/2013 27:01	72.0	22/10/2013 21:01	71.6
30/9/2013 9:01	71.8	10/10/2013 20:31	67.7	16/10/2013 27:31	72.0	22/10/2013 21:31	72.0
30/9/2013 9:31	69.5	10/10/2013 21:01	66.7	16/10/2013 28:01	70.5	22/10/2013 22:01	70.7
30/9/2013 10:01	73.6	10/10/2013 21:31	68.9	16/10/2013 28:31	68.4	22/10/2013 22:31	68.0
30/9/2013 10:31	70.0	10/10/2013 22:01	67.2	16/10/2013 29:01	68.2	22/10/2013 23:01	68.0
30/9/2013 11:01	68.1	10/10/2013 22:31	68.2	16/10/2013 29:31	70.9	22/10/2013 23:31	66.3
30/9/2013 11:31	64.8	10/10/2013 23:01	65.9	16/10/2013 30:01	71.7	22/10/2013 24:01	67.1
30/9/2013 12:01	63.3	10/10/2013 23:31	65.9	16/10/2013 30:31	65.6	22/10/2013 24:31	72.1
30/9/2013 12:31	63.4	10/10/2013 24:01	71.8	16/10/2013 31:01	68.4	22/10/2013 25:01	71.4
30/9/2013 13:01	69.8	10/10/2013 24:31	72.0	16/10/2013 31:31	70.5	22/10/2013 25:31	70.7
30/9/2013 13:31	72.5	10/10/2013 25:01	71.4	16/10/2013 32:01	71.6	22/10/2013 26:01	69.9
30/9/2013 14:01	75.6	10/10/2013 25:31	70.8	16/10/2013 32:31	71.6	22/10/2013 26:31	76.1
30/9/2013 14:31	73.2	10/10/2013 26:01	71.1	16/10/2013 33:01	70.7	22/10/2013 27:01	70.3
30/9/2013 15:01	75.6	10/10/2013 26:31	72.1	16/10/2013 33:31	70.4	22/10/2013 27:31	70.6
30/9/2013 15:31	75.9	10/10/2013 27:01	71.4	16/10/2013 34:01	71.7	22/10/2013 28:01	68.2
30/9/2013 16:01	74.4	10/10/2013 27:31	71.1	16/10/2013 34:31	68.4	22/10/2013 28:31	68.2
30/9/2013 16:31	72.7	10/10/2013 28:01	71.5	16/10/2013 35:01	66.0	22/10/2013 29:01	65.8
30/9/2013 17:01	75.8	10/10/2013 28:31	68.9	16/10/2013 35:31	60.0	22/10/2013 29:31	66.3
30/9/2013 17:31	72.7	10/10/2013 29:01	65.1	16/10/2013 36:01	64.9	22/10/2013 30:01	66.3
30/9/2013 18:01	65.0	10/10/2013 29:31	63.7	16/10/2013 36:31	69.5	22/10/2013 30:31	62.4
30/9/2013 18:31	61.9	10/10/2013 30:01	74.6	16/10/2013 37:01	72.0	22/10/2013 31:01	62.6
2/10/2013 7:01	65.4	10/10/2013 30:31	73.7	16/10/2013 37:31	71.7	22/10/2013 31:31	62.5
2/10/2013 7:31	63.2	10/10/2013 31:01	72.1	16/10/2013 38:01	71.7	22/10/2013 32:01	62.5
2/10/2013 8:01	66.2	10/10/2013 31:31	71.1	16/10/2013 38:31	71.2	22/10/2013 32:31	62.5
2/10/2013 8:31	69.2	10/10/2013 32:01	72.5	16/10/2013 39:01	72.0	22/10/2013 33:01	62.5
2/10/2013 9:01	75.2	10/10/2013 32:31	71.1	16/10/2013 39:31	73.0	22/10/2013 33:31	62.5
2/10/2013 9:31	72.2	10/10/2013 33:01	74.7	16/10/2013 40:01	72.7	22/10/2013 34:01	62.8
2/10/2013 10:01	68.8	10/10/2013 33:31	74.5	16/10/2013 40:31	71.1	22/10/2013 34:31	62.8
2/10/2013 10:31	70.8	10/10/2013 34:01	75.2	16/10/2013 41:01	67.9	22/10/2013 35:01	62.4
2/10/2013 11:01	73.4	10/10/2013 34:31	72.6	16/10/2013 41:31	68.8	22/10/2013 35:31	62.4
2/10/2013 11:31	69.1	10/10/2013 35:01	68.1	16/10/2013 42:01	69.2	22/10/2013 36:01	62.4
2/10/2013 12:01	63.4	10/10/2013 35:31	57.0	16/10/2013 42:31	73.6	22/10/2013 36:31	62.0
2/10/2013 12:31	66.5	10/10/2013 36:01	65.6	16/10/2013 43:01	72.3	22/10/2013 37:01	62.5
2/10/2013 13:01	72.4	10/10/2013 36:31	65.2	16/10/2013 43:31	74.2	22/10/2013 37:31	62.5
2/10/2013 13:31	69.6	10/10/2013 37:01	67.5	16/10/2013 44:01	74.3	22/10/2013 38:01	62.4
2/10/2013 14:01	67.9	10/10/2013 37:31	69.7	16/10/2013 44:31	72.6	22/10/2013 38:31	62.8
2/10/2013 14:31	67.5	10/10/2013 38:01	71.6	16/10/2013 45:01	73.0	22/10/2013 39:01	62.4
2/10/2013 15:01	72.8	10/10/2013 38:31	71.5	16/10/2013 45:31	72.0	22/10/2013 39:31	62.5
2/10/2013 15:31	72.1	10/10/2013 39:01	73.9	16/10/2013 46:01	71.6	22/10/2013 40:01	62.4
2/10/2013 16:01	67.4	10/10/2013 39:31	70.9	16/10/2013 46:31	69.9	22/10/2013 40:31	60.0
2/10/2013 16:31	68.0	10/10/2013 40:01	73.4	16/10/2013 47:01	68.9	22/10/2013 41:01	60.7
2/10/2013 17:01	70.0	10/10/2013 40:31	69.5	16/10/2013 47:31	67.0	22/10/2013 41:31	62.1
2/10/2013 17:31	70.1	10/10/2013 41:01	67.0	16/10/2013 48:01	65.5	22/10/2013 42:01	61.4
2/10/2013 18:01	64.7	10/10/2013 41:31	67.1	16/10/2013 48:31	N/A	22/10/2013 42:31	61.4
2/10/2013 18:31	67.1	10/10/2013 42:01	72.7	16/10/2013 49:01	N/A	22/10/2013 43:01	61.4
3/10/2013 7:01	66.0	10/10/2013 42:31	75.3	16/10/2013 49:31	N/A	22/10/2013 43:31	60.6
3/10/2013 7:31	65.1	10/10/2013 43:01	74.5	16/10/2013 50:01	N/A	22/10/2013 44:01	61.4
3/10/2013 8:01	71.1	10/10/2013 43:31	69.7	16/10/2013 50:31	N/A	22/10/2013 44:31	61.4
3/10/2013 8:31	70.3	10/10/2013 44:01	72.3	16/10/2013 51:01	N/A	22/10/2013 45:01	61.4
3/10/2013 9:01	70.9	10/10/2013 44:31	69.5	16/10/2013 51:31	N/A	22/10/2013 45:31	62.3
3/10/2013 9:31	69.6	10/10/2013 45:01	71.4	16/10/2013 52:01	N/A	22/10/2013 46:01	62.3
3/10/2013 10:01	67.6	10/10/2013 45:31	73.9	16/10/2013 52:31	N/A	22/10/2013 46:31	62.5
3/10/2013 10:31	68.1	10/10/2013 46:01	76.4	16/10/2013 53:01	N/A	22/10/2013 47:01	62.5
3/10/2013 11:01	68.3	10/10/2013 46:31	73.5	16/10/2013 53:31	N/A	22/10/2013 47:31	62.3
3/10/2013 11:31	66.6	10/10/2013 47:01	68.4	16/10/2013 54:01	N/A	22/10/2013 48:01	62.1
3/10/2013 12:01	64.0	10/10/2013 47:31	58.0	16/10/2013 54:31	N/A	22/10/2013 48:31	62.1
3/10/2013 12:31	65.5	10/10/2013 48:01	65.3	16/10/2013 55:01	N/A	22/10/2013 49:01	63.3
3/10/2013 13:01	69.7	10/10/2013 48:31	65.6	16/10/2013 55:31	N/A	22/10/2013 49:31	62.9
3/10/2013 13:31	70.5	10/10/2013 49:01	71.3	16/10/2013 56:01	N/A	22/10/2013 50:01	62.9
3/10/2013 14:01	69.3	10/10/2013 49:31	72.1	16/10/2013 56:31	N/A	22/10/2013 50:31	62.9
3/10/2013 14:31	67.6	10/10/2013 50:01	72.3	16/10/2013 57:01	N/A	22/10/2013 51:01	63.3
3/10/2013 15:01	68.4	10/10/2013 50:31	71.9	16/10/2013 57:31	N/A	22/10/2013 51:31	63.6
3/10/2013 15:31	70.3	10/10/2013 51:01	72.6	16/10/2013 58:01	N/A	22/10/2013 52:01	63.6
3/10/2013 16:01	68.8	10/10/2013 51:31	73.8	16/10/2013 58:31	N/A	22/10/2013 52:31	63.3
3/10/2013 16:31	70.9	10/10/2013 52:01	70.0</				

Real-time Noise Data		RTN2a (Hong Kong Electric Centre)									
29/9/2013 10:51	64.3	29/9/2013 19:56	62.0	1/10/2013 9:01	62.9	1/10/2013 18:06	64.2	3/10/2013 19:11	63.1	5/10/2013 20:16	62.8
29/9/2013 10:56	64.1	29/9/2013 20:01	62.4	1/10/2013 9:06	63.4	1/10/2013 18:11	63.5	3/10/2013 19:16	63.0	5/10/2013 20:21	63.2
29/9/2013 11:01	63.9	29/9/2013 20:06	62.6	1/10/2013 9:11	63.0	1/10/2013 18:16	64.4	3/10/2013 19:21	63.1	5/10/2013 20:26	63.3
29/9/2013 11:06	64.2	29/9/2013 20:11	61.8	1/10/2013 9:16	63.5	1/10/2013 18:21	65.0	3/10/2013 19:26	61.8	5/10/2013 20:31	62.7
29/9/2013 11:11	64.0	29/9/2013 20:16	62.4	1/10/2013 9:21	63.8	1/10/2013 18:26	64.2	3/10/2013 19:31	63.1	5/10/2013 20:36	63.1
29/9/2013 11:16	63.7	29/9/2013 20:21	62.1	1/10/2013 9:26	64.2	1/10/2013 18:31	63.5	3/10/2013 19:36	63.9	5/10/2013 20:41	62.8
29/9/2013 11:21	64.3	29/9/2013 20:26	62.2	1/10/2013 9:31	63.9	1/10/2013 18:36	63.1	3/10/2013 19:41	64.0	5/10/2013 20:46	63.5
29/9/2013 11:26	63.7	29/9/2013 20:31	61.8	1/10/2013 9:36	64.8	1/10/2013 18:41	63.4	3/10/2013 19:46	64.2	5/10/2013 20:51	62.1
29/9/2013 11:31	63.4	29/9/2013 20:36	61.8	1/10/2013 9:41	63.6	1/10/2013 18:46	63.3	3/10/2013 19:51	64.7	5/10/2013 20:56	62.6
29/9/2013 11:36	63.9	29/9/2013 20:41	61.9	1/10/2013 9:46	63.9	1/10/2013 18:51	63.5	3/10/2013 19:56	66.6	5/10/2013 21:01	63.1
29/9/2013 11:41	63.7	29/9/2013 20:46	62.2	1/10/2013 9:51	64.2	1/10/2013 18:56	64.8	3/10/2013 20:01	65.1	5/10/2013 21:06	62.7
29/9/2013 11:46	64.0	29/9/2013 20:51	62.4	1/10/2013 9:56	64.2	1/10/2013 19:01	63.2	3/10/2013 20:06	64.2	5/10/2013 21:11	63.0
29/9/2013 11:51	64.6	29/9/2013 20:56	61.9	1/10/2013 10:01	63.5	1/10/2013 19:06	63.1	3/10/2013 20:11	63.6	5/10/2013 21:16	63.2
29/9/2013 11:56	64.2	29/9/2013 21:01	62.5	1/10/2013 10:06	64.1	1/10/2013 19:11	63.0	3/10/2013 20:16	63.2	5/10/2013 21:21	63.0
29/9/2013 12:01	63.8	29/9/2013 21:06	62.1	1/10/2013 10:11	63.5	1/10/2013 19:16	63.1	3/10/2013 20:21	63.4	5/10/2013 21:26	62.7
29/9/2013 12:06	64.2	29/9/2013 21:11	62.4	1/10/2013 10:16	63.8	1/10/2013 19:21	63.1	3/10/2013 20:26	64.3	5/10/2013 21:31	62.9
29/9/2013 12:11	63.3	29/9/2013 21:16	63.1	1/10/2013 10:21	63.5	1/10/2013 19:26	64.6	3/10/2013 20:31	64.4	5/10/2013 21:36	64.0
29/9/2013 12:16	63.4	29/9/2013 21:21	63.0	1/10/2013 10:26	64.2	1/10/2013 19:31	63.8	3/10/2013 20:36	63.1	5/10/2013 21:41	64.0
29/9/2013 12:21	64.2	29/9/2013 21:26	61.9	1/10/2013 10:31	63.7	1/10/2013 19:36	63.7	3/10/2013 20:41	63.3	5/10/2013 21:46	62.9
29/9/2013 12:26	63.1	29/9/2013 21:31	62.4	1/10/2013 10:36	64.0	1/10/2013 19:41	63.0	3/10/2013 20:46	63.3	5/10/2013 21:51	64.1
29/9/2013 12:31	63.7	29/9/2013 21:36	61.5	1/10/2013 10:41	63.7	1/10/2013 19:46	63.0	3/10/2013 20:51	63.1	5/10/2013 21:56	63.3
29/9/2013 12:36	64.1	29/9/2013 21:41	62.2	1/10/2013 10:46	63.7	1/10/2013 19:51	63.3	3/10/2013 20:56	63.1	5/10/2013 22:01	62.6
29/9/2013 12:41	63.9	29/9/2013 21:46	62.4	1/10/2013 10:51	63.4	1/10/2013 19:56	62.7	3/10/2013 21:01	62.7	5/10/2013 22:06	62.8
29/9/2013 12:46	63.7	29/9/2013 21:51	62.4	1/10/2013 10:56	64.1	1/10/2013 20:01	64.5	3/10/2013 21:06	63.1	5/10/2013 22:11	62.9
29/9/2013 12:51	63.8	29/9/2013 21:56	62.6	1/10/2013 11:01	64.1	1/10/2013 20:06	62.9	3/10/2013 21:11	63.4	5/10/2013 22:16	63.5
29/9/2013 12:56	63.3	29/9/2013 22:01	62.6	1/10/2013 11:06	64.3	1/10/2013 20:11	62.8	3/10/2013 21:16	63.6	5/10/2013 22:21	63.1
29/9/2013 13:01	63.5	29/9/2013 22:06	62.1	1/10/2013 11:11	63.9	1/10/2013 20:16	63.0	3/10/2013 21:21	63.0	5/10/2013 22:26	63.2
29/9/2013 13:06	63.5	29/9/2013 22:11	63.3	1/10/2013 11:16	64.9	1/10/2013 20:21	63.3	3/10/2013 21:26	63.6	5/10/2013 22:31	63.9
29/9/2013 13:11	63.7	29/9/2013 22:16	63.6	1/10/2013 11:21	64.4	1/10/2013 20:26	63.0	3/10/2013 21:31	63.5	5/10/2013 22:36	63.2
29/9/2013 13:16	63.9	29/9/2013 22:21	63.4	1/10/2013 11:26	64.0	1/10/2013 20:31	62.7	3/10/2013 21:36	63.7	5/10/2013 22:41	63.1
29/9/2013 13:21	63.8	29/9/2013 22:26	64.0	1/10/2013 11:31	63.7	1/10/2013 20:36	63.4	3/10/2013 21:41	63.6	5/10/2013 22:46	62.2
29/9/2013 13:26	63.8	29/9/2013 22:31	62.9	1/10/2013 11:36	64.6	1/10/2013 20:41	62.3	3/10/2013 21:46	63.1	5/10/2013 22:51	62.6
29/9/2013 13:31	63.7	29/9/2013 22:36	63.3	1/10/2013 11:41	64.3	1/10/2013 20:46	62.7	3/10/2013 21:51	63.3	5/10/2013 22:56	63.4
29/9/2013 13:36	63.5	29/9/2013 22:41	63.6	1/10/2013 11:46	64.1	1/10/2013 20:51	62.3	3/10/2013 21:56	63.0	6/10/2013 7:01	59.3
29/9/2013 13:41	63.5	29/9/2013 22:46	62.9	1/10/2013 11:51	63.9	1/10/2013 20:56	63.0	3/10/2013 22:01	63.7	6/10/2013 7:06	59.8
29/9/2013 13:46	63.7	29/9/2013 22:51	63.3	1/10/2013 11:56	64.7	1/10/2013 21:01	63.8	3/10/2013 22:06	62.9	6/10/2013 7:11	59.8
29/9/2013 13:51	64.2	29/9/2013 22:56	63.8	1/10/2013 12:01	64.3	1/10/2013 21:06	63.3	3/10/2013 22:11	63.2	6/10/2013 7:16	60.6
29/9/2013 13:56	63.8	30/9/2013 19:01	64.7	1/10/2013 12:06	65.1	1/10/2013 21:11	62.9	3/10/2013 22:16	63.2	6/10/2013 7:21	61.6
29/9/2013 14:01	63.3	30/9/2013 19:06	65.5	1/10/2013 12:11	63.7	1/10/2013 21:16	63.6	3/10/2013 22:21	63.4	6/10/2013 7:26	61.7
29/9/2013 14:06	63.8	30/9/2013 19:11	64.4	1/10/2013 12:16	64.2	1/10/2013 21:21	62.4	3/10/2013 22:26	63.1	6/10/2013 7:31	61.4
29/9/2013 14:11	63.7	30/9/2013 19:16	64.2	1/10/2013 12:21	63.9	1/10/2013 21:26	63.1	3/10/2013 22:31	63.4	6/10/2013 7:36	61.1
29/9/2013 14:16	63.6	30/9/2013 19:21	64.2	1/10/2013 12:26	64.1	1/10/2013 21:31	63.5	3/10/2013 22:36	62.8	6/10/2013 7:41	61.7
29/9/2013 14:21	63.5	30/9/2013 19:26	63.7	1/10/2013 12:31	64.2	1/10/2013 21:36	62.7	3/10/2013 22:41	62.9	6/10/2013 7:46	62.2
29/9/2013 14:26	63.8	30/9/2013 19:31	64.5	1/10/2013 12:36	64.4	1/10/2013 21:41	63.1	3/10/2013 22:46	63.2	6/10/2013 7:51	61.5
29/9/2013 14:31	63.6	30/9/2013 19:36	64.9	1/10/2013 12:41	64.4	1/10/2013 21:46	62.9	3/10/2013 22:51	62.5	6/10/2013 7:56	62.8
29/9/2013 14:36	63.4	30/9/2013 19:41	65.1	1/10/2013 12:46	63.9	1/10/2013 21:51	62.9	3/10/2013 22:56	62.8	6/10/2013 8:01	61.4
29/9/2013 14:41	63.6	30/9/2013 19:46	65.6	1/10/2013 12:51	63.7	1/10/2013 21:56	63.0	4/10/2013 19:01	62.8	6/10/2013 8:06	61.1
29/9/2013 14:46	63.8	30/9/2013 19:51	65.7	1/10/2013 12:56	64.2	1/10/2013 22:01	63.0	4/10/2013 19:06	63.2	6/10/2013 8:11	62.3
29/9/2013 14:51	63.8	30/9/2013 19:56	65.7	1/10/2013 13:01	64.5	1/10/2013 22:06	63.1	4/10/2013 19:11	62.2	6/10/2013 8:16	62.7
29/9/2013 14:56	63.9	30/9/2013 20:01	66.0	1/10/2013 13:06	63.9	1/10/2013 22:11	62.2	4/10/2013 19:16	63.0	6/10/2013 8:21	63.3
29/9/2013 15:01	63.6	30/9/2013 20:06	66.2	1/10/2013 13:11	63.7	1/10/2013 22:16	64.1	4/10/2013 19:21	63.3	6/10/2013 8:26	62.4
29/9/2013 15:06	63.6	30/9/2013 20:11	65.9	1/10/2013 13:16	64.2	1/10/2013 22:21	62.5	4/10/2013 19:26	64.0	6/10/2013 8:31	62.7
29/9/2013 15:11	63.3	30/9/2013 20:16	65.5	1/10/2013 13:21	64.2	1/10/2013 22:26	62.8	4/10/2013 19:31	63.7	6/10/2013 8:36	62.5
29/9/2013 15:16	63.1	30/9/2013 20:21	65.6	1/10/2013 13:26	63.8	1/10/2013 22:31	63.7	4/10/2013 19:36	64.2	6/10/2013 8:41	61.8
29/9/2013 15:21	63.6	30/9/2013 20:26	65.8	1/10/2013 13:31	63.8	1/10/2013 22:36	62.5	4/10/2013 19:41	64.1	6/10/2013 8:46	62.8
29/9/2013 15:26	64.3	30/9/2013 20:31	65.6	1/10/2013 13:36	65.0	1/10/2013 22:41	62.6	4/10/2013 19:46	64.2	6/10/2013 8:51	62.7
29/9/2013 15:31	63.8	30/9/2013 20:36	65.3	1/10/2013 13:41	63.4	1/10/2013 22:46	62.8	4/10/2013 19:51	63.5	6/10/2013 8:56	62.4
29/9/2013 15:36	64.5	30/9/2013 20:41	65.2	1/10/2013 13:46	64.1	1/10/2013 22:51	62.6	4/10/2013 19:56	64.3	6/10/2013 9:01	62.8
29/9/2013 15:41	63.9	30/9/2013 20:46	64.8	1/10/2013 13:51	63.8	1/10/2013 22:56	62.2	4/10/2013 20:01	63.6	6/10/2013 9:06	63.0
29/9/2013 15:46	66.2	30/9/2013 20:51	65.5	1/10/2013 13:56	63.7	2/10/2013 19:01	63.6	4/10/2013 20:06	64.2	6/10/2013 9:11	62.8
29/9/2013 15:51	63.3	30/9/2013 20:56	64.7	1/10/2013 14:01	63.5	2/10/2013 19:06	62.7	4/10/2013 20:11	63.4	6/10/2013 9:16	63.7
29/9/2013 15:56	63.4	30/9/2013 21:01	64.6	1/10/2013 14:06	64.9	2/10/2013 19:11	63.2	4/10/2013 20:16	63.1	6/10/2013 9:21	63.2
29/9/2013 16:01	62.9	30/9/2013 21:06	65.0	1/10/2013 14:11	64.7	2/10/2013 19:16	64.2	4/10/2013 20:21	63.5	6/10/2013 9:26	63.4
29/9/2013 16:06	63.2	30/9/2013 21:11	65.3	1/10/2013 14:16	64.4	2/10/2013 19:21	64.0	4/10/2013 20:26	63.7	6/10/2013 9:31	63.3
29/9/2013 16:11	63.3	30/9/2013 21:16	65.0	1/10/2013 14:21	65.5	2/10/2013 19:26	64.0	4/10/2013 20:31	64.1	6/10/2013 9:36	63.1
29/9/2013 16:16	63.2	30/9/2013 21:21	65.0	1/10/2013 14:26	64.7	2/10/2013 19:31	63.8	4/10/2013 20:36	63.5	6/10/2013 9:41	63.1
29/9/2013 16:21	63.7	30/9/2013 21:26	64.7	1/10/2013 14:31	64.0	2/10/2013 19:36	65.1	4/10/2013 20:41	63.5	6/10/2013 9:46	62.9
29/9/2013 16:26	63.6	30/9/2013 21:31	64.7	1/10/2013 14:36	64.9	2/10/2013 19:41	64.4	4/10/2013 20:46	64.0	6/10/2013 9:51	63.9
29/9/2013 16:31	63.4	30/9/2013 21:36	65.3	1/10/2013 14:41	64.7	2/10/2013 19:46	64.6	4/10/2013 20:51	63.1	6/1	



Real-time Noise Data	RTN2a (Hong Kong Electric Centre)						
6/10/2013 13:21	63.4	6/10/2013 22:26	61.9	9/10/2013 19:31	63.6	11/10/2013 20:36	63.0
6/10/2013 13:26	63.6	6/10/2013 22:31	62.9	9/10/2013 19:36	65.0	11/10/2013 20:41	63.1
6/10/2013 13:31	63.3	6/10/2013 22:36	62.0	9/10/2013 19:41	64.8	11/10/2013 20:46	63.0
6/10/2013 13:36	63.9	6/10/2013 22:41	62.0	9/10/2013 19:46	64.7	11/10/2013 20:51	64.0
6/10/2013 13:41	63.7	6/10/2013 22:46	62.4	9/10/2013 19:51	64.6	11/10/2013 20:56	63.1
6/10/2013 13:46	64.0	6/10/2013 22:51	61.7	9/10/2013 19:56	64.0	11/10/2013 21:01	63.8
6/10/2013 13:51	63.4	6/10/2013 22:56	62.3	9/10/2013 20:01	63.7	11/10/2013 21:06	62.4
6/10/2013 13:56	63.4	7/10/2013 19:01	63.4	9/10/2013 20:06	63.5	11/10/2013 21:11	64.2
6/10/2013 14:01	63.6	7/10/2013 19:06	64.0	9/10/2013 20:11	63.9	11/10/2013 21:16	64.0
6/10/2013 14:06	63.5	7/10/2013 19:11	62.6	9/10/2013 20:16	63.6	11/10/2013 21:21	63.2
6/10/2013 14:11	63.4	7/10/2013 19:16	63.2	9/10/2013 20:21	63.4	11/10/2013 21:26	64.1
6/10/2013 14:16	63.4	7/10/2013 19:21	62.9	9/10/2013 20:26	63.3	11/10/2013 21:31	63.2
6/10/2013 14:21	64.2	7/10/2013 19:26	64.3	9/10/2013 20:31	63.1	11/10/2013 21:36	63.4
6/10/2013 14:26	63.3	7/10/2013 19:31	64.6	9/10/2013 20:36	63.5	11/10/2013 21:41	64.2
6/10/2013 14:31	64.1	7/10/2013 19:36	63.9	9/10/2013 20:41	63.8	11/10/2013 21:46	63.5
6/10/2013 14:36	63.8	7/10/2013 19:41	63.9	9/10/2013 20:46	63.2	11/10/2013 21:51	63.3
6/10/2013 14:41	64.3	7/10/2013 19:46	64.5	9/10/2013 20:51	63.2	11/10/2013 21:56	63.2
6/10/2013 14:46	63.8	7/10/2013 19:51	63.9	9/10/2013 20:56	62.4	11/10/2013 22:01	63.2
6/10/2013 14:51	63.8	7/10/2013 19:56	64.0	9/10/2013 21:01	63.2	11/10/2013 22:06	63.3
6/10/2013 14:56	63.9	7/10/2013 20:01	64.2	9/10/2013 21:06	63.4	11/10/2013 22:11	63.7
6/10/2013 15:01	63.3	7/10/2013 20:06	63.8	9/10/2013 21:11	62.9	11/10/2013 22:16	63.5
6/10/2013 15:06	63.7	7/10/2013 20:11	63.3	9/10/2013 21:16	63.4	11/10/2013 22:21	63.6
6/10/2013 15:11	63.8	7/10/2013 20:16	63.3	9/10/2013 21:21	62.8	11/10/2013 22:26	62.6
6/10/2013 15:16	64.1	7/10/2013 20:21	63.2	9/10/2013 21:26	63.2	11/10/2013 22:31	63.1
6/10/2013 15:21	64.6	7/10/2013 20:26	63.4	9/10/2013 21:31	63.5	11/10/2013 22:36	63.1
6/10/2013 15:26	63.6	7/10/2013 20:31	63.4	9/10/2013 21:36	63.2	11/10/2013 22:41	62.9
6/10/2013 15:31	63.9	7/10/2013 20:36	63.3	9/10/2013 21:41	63.5	11/10/2013 22:46	62.7
6/10/2013 15:36	62.6	7/10/2013 20:41	63.0	9/10/2013 21:46	62.8	11/10/2013 22:51	63.5
6/10/2013 15:41	63.8	7/10/2013 20:46	63.8	9/10/2013 21:51	63.1	11/10/2013 22:56	62.8
6/10/2013 15:46	64.1	7/10/2013 20:51	63.4	9/10/2013 21:56	62.9	15/10/2013 19:01	63.1
6/10/2013 15:51	65.3	7/10/2013 20:56	63.0	9/10/2013 22:01	63.4	15/10/2013 19:06	63.7
6/10/2013 15:56	63.9	7/10/2013 21:01	63.0	9/10/2013 22:06	63.5	15/10/2013 19:11	63.7
6/10/2013 16:01	69.9	7/10/2013 21:06	62.6	9/10/2013 22:11	63.5	15/10/2013 19:16	62.6
6/10/2013 16:06	63.7	7/10/2013 21:11	63.1	9/10/2013 22:16	63.7	15/10/2013 19:21	63.7
6/10/2013 16:11	63.6	7/10/2013 21:16	62.5	9/10/2013 22:21	62.9	15/10/2013 19:26	62.7
6/10/2013 16:16	64.8	7/10/2013 21:21	63.3	9/10/2013 22:26	63.3	15/10/2013 19:31	63.2
6/10/2013 16:21	64.5	7/10/2013 21:26	63.6	9/10/2013 22:31	62.5	15/10/2013 19:36	62.8
6/10/2013 16:26	64.0	7/10/2013 21:31	63.5	9/10/2013 22:36	62.6	15/10/2013 19:41	62.5
6/10/2013 16:31	64.3	7/10/2013 21:36	62.9	9/10/2013 22:41	63.1	15/10/2013 19:46	64.6
6/10/2013 16:36	63.9	7/10/2013 21:41	63.8	9/10/2013 22:46	62.5	15/10/2013 19:51	63.1
6/10/2013 16:41	64.0	7/10/2013 21:46	62.6	9/10/2013 22:51	63.1	15/10/2013 19:56	62.5
6/10/2013 16:46	64.1	7/10/2013 21:51	62.3	9/10/2013 22:56	62.7	15/10/2013 20:01	63.6
6/10/2013 16:51	63.8	7/10/2013 21:56	62.1	10/10/2013 19:01	64.3	15/10/2013 20:06	62.3
6/10/2013 16:56	64.3	7/10/2013 22:01	62.0	10/10/2013 19:06	63.9	15/10/2013 20:11	62.3
6/10/2013 17:01	64.1	7/10/2013 22:06	62.0	10/10/2013 19:11	64.1	15/10/2013 20:16	63.0
6/10/2013 17:06	63.7	7/10/2013 22:11	62.3	10/10/2013 19:16	64.5	15/10/2013 20:21	61.4
6/10/2013 17:11	64.1	7/10/2013 22:16	62.6	10/10/2013 19:21	64.1	15/10/2013 20:26	61.7
6/10/2013 17:16	63.9	7/10/2013 22:21	62.5	10/10/2013 19:26	64.0	15/10/2013 20:31	62.0
6/10/2013 17:21	64.0	7/10/2013 22:26	63.4	10/10/2013 19:31	64.3	15/10/2013 20:36	62.8
6/10/2013 17:26	63.6	7/10/2013 22:31	62.3	10/10/2013 19:36	64.6	15/10/2013 20:41	62.4
6/10/2013 17:31	63.6	7/10/2013 22:36	62.7	10/10/2013 19:41	63.6	15/10/2013 20:46	62.2
6/10/2013 17:36	63.6	7/10/2013 22:41	61.3	10/10/2013 19:46	63.4	15/10/2013 20:51	62.3
6/10/2013 17:41	64.5	7/10/2013 22:46	60.7	10/10/2013 19:51	63.7	15/10/2013 20:56	61.3
6/10/2013 17:46	64.3	7/10/2013 22:51	60.5	10/10/2013 19:56	64.0	15/10/2013 21:01	61.9
6/10/2013 17:51	63.6	7/10/2013 22:56	62.0	10/10/2013 20:01	63.5	15/10/2013 21:06	61.8
6/10/2013 17:56	63.1	8/10/2013 19:01	63.9	10/10/2013 20:06	63.7	15/10/2013 21:11	62.1
6/10/2013 18:01	63.9	8/10/2013 19:06	64.5	10/10/2013 20:11	63.8	15/10/2013 21:16	62.1
6/10/2013 18:06	63.5	8/10/2013 19:11	64.5	10/10/2013 20:16	63.1	15/10/2013 21:21	61.6
6/10/2013 18:11	63.5	8/10/2013 19:16	64.0	10/10/2013 20:21	63.6	15/10/2013 21:26	62.6
6/10/2013 18:16	63.8	8/10/2013 19:21	64.6	10/10/2013 20:26	63.5	15/10/2013 21:31	61.9
6/10/2013 18:21	63.8	8/10/2013 19:26	64.4	10/10/2013 20:31	63.6	15/10/2013 21:36	62.1
6/10/2013 18:26	63.2	8/10/2013 19:31	64.5	10/10/2013 20:36	64.5	15/10/2013 21:41	63.2
6/10/2013 18:31	63.7	8/10/2013 19:36	63.9	10/10/2013 20:41	63.6	15/10/2013 21:46	61.6
6/10/2013 18:36	63.5	8/10/2013 19:41	64.2	10/10/2013 20:46	63.6	15/10/2013 21:51	62.6
6/10/2013 18:41	64.2	8/10/2013 19:46	63.9	10/10/2013 20:51	64.2	15/10/2013 21:56	62.3
6/10/2013 18:46	63.4	8/10/2013 19:51	64.3	10/10/2013 20:56	63.2	15/10/2013 22:01	61.6
6/10/2013 18:51	63.5	8/10/2013 19:56	64.4	10/10/2013 21:01	63.4	15/10/2013 22:06	62.0
6/10/2013 18:56	62.9	8/10/2013 20:01	63.8	10/10/2013 21:06	63.7	15/10/2013 22:11	61.3
6/10/2013 19:01	62.9	8/10/2013 20:06	63.9	10/10/2013 21:11	63.2	15/10/2013 22:16	64.0
6/10/2013 19:06	63.6	8/10/2013 20:11	64.5	10/10/2013 21:16	63.2	15/10/2013 22:21	61.7
6/10/2013 19:11	63.5	8/10/2013 20:16	64.2	10/10/2013 21:21	63.0	15/10/2013 22:26	61.8
6/10/2013 19:16	63.0	8/10/2013 20:21	63.3	10/10/2013 21:26	63.5	15/10/2013 22:31	62.4
6/10/2013 19:21	63.3	8/10/2013 20:26	64.1	10/10/2013 21:31	63.7	15/10/2013 22:36	61.7
6/10/2013 19:26	63.5	8/10/2013 20:31	63.6	10/10/2013 21:36	63.3	15/10/2013 22:41	61.9
6/10/2013 19:31	63.4	8/10/2013 20:36	63.3	10/10/2013 21:41	63.1	15/10/2013 22:46	63.2
6/10/2013 19:36	63.0	8/10/2013 20:41	63.5	10/10/2013 21:46	63.4	15/10/2013 22:51	62.0
6/10/2013 19:41	63.0	8/10/2013 20:46	63.9	10/10/2013 21:51	62.8	15/10/2013 22:56	61.7
6/10/2013 19:46	62.6	8/10/2013 20:51	62.3	10/10/2013 21:56	63.0	13/10/2013 7:01	57.6
6/10/2013 19:51	62.4	8/10/2013 20:56	63.3	10/10/2013 22:01	63.4	13/10/2013 7:06	59.2
6/10/2013 19:56	62.7	8/10/2013 21:01	63.2	10/10/2013 22:06	63.1	13/10/2013 7:11	57.1
6/10/2013 20:01	62.7	8/10/2013 21:06	63.1	10/10/2013 22:11	63.1	13/10/2013 7:16	56.1
6/10/2013 20:06	62.6	8/10/2013 21:11	62.5	10/10/2013 22:16	63.3	13/10/2013 7:21	57.8
6/10/2013 20:11	62.6	8/10/2013 21:16	62.8	10/10/2013 22:21	63.1	13/10/2013 7:26	58.4
6/10/2013 20:16	62.1	8/10/2013 21:21	63.4	10/10/2013 22:26	63.1	13/10/2013 7:31	56.2
6/10/2013 20:21	62.8	8/10/2013 21:26	63.7	10/10/2013 22:31	62.7	13/10/2013 7:36	61.2
6/10/2013 20:26	63.2	8/10/2013 21:31	62.8	10/10/2013 22:36	62.8	13/10/2013 7:41	58.0
6/10/2013 20:31	62.9	8/10/2013 21:36	63.5	10/10/2013 22:41	62.3	13/10/2013 7:46	58.4
6/10/2013 20:36	63.2	8/10/2013 21:41	62.6	10/10/2013 22:46	63.5	13/10/2013 7:51	59.6
6/10/2013 20:41	63.2	8/10/2013 21:46	63.1	10/10/2013 22:51	62.6	13/10/2013 7:56	59.3
6/10/2013 20:46	62.6	8/10/2013 21:51	62.8	10/10/2013 22:56	62.3	13/10/2013 8:01	59.2
6/10/2013 20:51	63.6	8/10/2013 21:56	63.0	11/10/2013 19:01	62.2	13/10/2013 8:06	60.6
6/10/2013 20:56	64.3	8/10/2013 22:01	63.0	11/10/2013 19:06	61.6	13/10/2013 8:11	59.2
6/10/2013 21:01	62.9	8/10/2013 22:06	62.7	11/10/2013 19:11	61.0	13/10/2013 8:16	58.9
6/10/2013 21:06	62.4	8/10/2013 22:11	62.9	11/10/2013 19:16	61.2	13/10/2013 8:21	59.9
6/10/2013 21:11	63.2	8/10/2013 22:16	64.2	11/10/2013 19:21	61.6	13/10/2013 8:26	60.5
6/10/2013 21:16	62.6	8/10/2013 22:21	62.9	11/10/2013 19:26	62.5	13/10/2013 8:31	60.1
6/10/2013 21:21	62.3	8/10/2013 22:26	62.6	11/10/2013 19:31	62.8	13/10/2013 8:36	60.3
6/10/2013 21:26	63.1	8/10/2013 22:31	62.4	11/10/2013 19:36	63.1	13/10/2013 8:41	60.6
6/10/2013 21:31	62.0	8/10/2013 22:36	62.3	11/10/2013 19:41	63.7	13/10/2013 8:46	59.9
6/10/2013 21:36	61.9	8/10/2013 22:41	63.0	11/10/2013 19:46	64.0	13/10/2013 8:51	59.8
6/10/2013 21:41	63.1	8/10/2013 22:46</					

Real-time Noise Data	RTN2a (Hong Kong Electric Centre)				
14/10/2013 11:51 N/A	14/10/2013 20:56 N/A	16/10/2013 22:01 61.4	19/10/2013 19:06 63.9	20/10/2013 12:11 61.4	20/10/2013 21:16 62.1
14/10/2013 11:56 N/A	14/10/2013 21:01 N/A	16/10/2013 22:06 62.9	19/10/2013 19:11 63.7	20/10/2013 12:16 60.5	20/10/2013 21:21 63.8
14/10/2013 12:01 N/A	14/10/2013 21:06 N/A	16/10/2013 22:11 62.2	19/10/2013 19:16 64.2	20/10/2013 12:21 61.4	20/10/2013 21:26 63.2
14/10/2013 12:06 N/A	14/10/2013 21:11 N/A	16/10/2013 22:16 63.5	19/10/2013 19:21 64.5	20/10/2013 12:26 61.1	20/10/2013 21:31 62.5
14/10/2013 12:11 N/A	14/10/2013 21:16 N/A	16/10/2013 22:21 63.1	19/10/2013 19:26 63.4	20/10/2013 12:31 63.3	20/10/2013 21:36 62.6
14/10/2013 12:16 N/A	14/10/2013 21:21 N/A	16/10/2013 22:26 62.6	19/10/2013 19:31 64.2	20/10/2013 12:36 61.7	20/10/2013 21:41 61.7
14/10/2013 12:21 N/A	14/10/2013 21:26 N/A	16/10/2013 22:31 63.2	19/10/2013 19:36 63.6	20/10/2013 12:41 61.6	20/10/2013 21:46 62.5
14/10/2013 12:26 N/A	14/10/2013 21:31 N/A	16/10/2013 22:36 62.8	19/10/2013 19:41 63.7	20/10/2013 12:46 61.9	20/10/2013 21:51 63.2
14/10/2013 12:31 N/A	14/10/2013 21:36 N/A	16/10/2013 22:41 62.2	19/10/2013 19:46 63.5	20/10/2013 12:51 61.2	20/10/2013 21:56 62.8
14/10/2013 12:36 N/A	14/10/2013 21:41 N/A	16/10/2013 22:46 61.9	19/10/2013 19:51 64.1	20/10/2013 12:56 61.2	20/10/2013 22:01 62.2
14/10/2013 12:41 N/A	14/10/2013 21:46 N/A	16/10/2013 22:51 61.4	19/10/2013 19:56 64.2	20/10/2013 13:01 61.4	20/10/2013 22:06 62.1
14/10/2013 12:46 N/A	14/10/2013 21:51 N/A	16/10/2013 22:56 61.2	19/10/2013 20:01 62.6	20/10/2013 13:06 61.4	20/10/2013 22:11 62.5
14/10/2013 12:51 N/A	14/10/2013 21:56 N/A	17/10/2013 19:01 64.0	19/10/2013 20:06 63.1	20/10/2013 13:11 62.1	20/10/2013 22:16 62.8
14/10/2013 12:56 N/A	14/10/2013 22:01 N/A	17/10/2013 19:06 64.4	19/10/2013 20:11 62.7	20/10/2013 13:16 61.4	20/10/2013 22:21 62.3
14/10/2013 13:01 N/A	14/10/2013 22:06 N/A	17/10/2013 19:11 64.3	19/10/2013 20:16 63.0	20/10/2013 13:21 61.2	20/10/2013 22:26 63.1
14/10/2013 13:06 N/A	14/10/2013 22:11 N/A	17/10/2013 19:16 63.6	19/10/2013 20:21 62.7	20/10/2013 13:26 61.3	20/10/2013 22:31 62.3
14/10/2013 13:11 N/A	14/10/2013 22:16 N/A	17/10/2013 19:21 63.6	19/10/2013 20:26 63.1	20/10/2013 13:31 61.6	20/10/2013 22:36 63.0
14/10/2013 13:16 N/A	14/10/2013 22:21 N/A	17/10/2013 19:26 63.8	19/10/2013 20:31 62.9	20/10/2013 13:36 61.3	20/10/2013 22:41 62.6
14/10/2013 13:21 N/A	14/10/2013 22:26 N/A	17/10/2013 19:31 63.7	19/10/2013 20:36 62.5	20/10/2013 13:41 60.7	20/10/2013 22:46 62.5
14/10/2013 13:26 N/A	14/10/2013 22:31 N/A	17/10/2013 19:36 63.1	19/10/2013 20:41 63.0	20/10/2013 13:46 61.3	20/10/2013 22:51 62.3
14/10/2013 13:31 N/A	14/10/2013 22:36 N/A	17/10/2013 19:41 63.4	19/10/2013 20:46 63.1	20/10/2013 13:51 61.6	20/10/2013 22:56 61.7
14/10/2013 13:36 N/A	14/10/2013 22:41 N/A	17/10/2013 19:46 65.2	19/10/2013 20:51 62.6	20/10/2013 13:56 61.6	21/10/2013 19:01 63.9
14/10/2013 13:41 N/A	14/10/2013 22:46 N/A	17/10/2013 19:51 63.5	19/10/2013 20:56 63.3	20/10/2013 14:01 61.7	21/10/2013 19:06 64.1
14/10/2013 13:46 N/A	14/10/2013 22:51 N/A	17/10/2013 19:56 63.1	19/10/2013 21:01 63.4	20/10/2013 14:06 61.6	21/10/2013 19:11 63.7
14/10/2013 13:51 N/A	14/10/2013 22:56 N/A	17/10/2013 20:01 63.7	19/10/2013 21:06 63.1	20/10/2013 14:11 60.8	21/10/2013 19:16 63.8
14/10/2013 13:56 N/A	15/10/2013 19:01 63.1	17/10/2013 20:06 63.9	19/10/2013 21:11 62.7	20/10/2013 14:16 61.2	21/10/2013 19:21 64.2
14/10/2013 14:01 N/A	15/10/2013 19:06 63.7	17/10/2013 20:11 63.9	19/10/2013 21:16 62.6	20/10/2013 14:21 63.0	21/10/2013 19:26 64.0
14/10/2013 14:06 N/A	15/10/2013 19:11 63.4	17/10/2013 20:16 64.1	19/10/2013 21:21 62.9	20/10/2013 14:26 61.2	21/10/2013 19:31 64.1
14/10/2013 14:11 N/A	15/10/2013 19:16 63.5	17/10/2013 20:21 64.2	19/10/2013 21:26 63.0	20/10/2013 14:31 62.8	21/10/2013 19:36 64.6
14/10/2013 14:16 N/A	15/10/2013 19:21 63.8	17/10/2013 20:26 63.0	19/10/2013 21:31 63.7	20/10/2013 14:36 61.5	21/10/2013 19:41 64.6
14/10/2013 14:21 N/A	15/10/2013 19:26 63.9	17/10/2013 20:31 63.1	19/10/2013 21:36 63.0	20/10/2013 14:41 62.0	21/10/2013 19:46 63.8
14/10/2013 14:26 N/A	15/10/2013 19:31 63.8	17/10/2013 20:36 63.6	19/10/2013 21:41 62.7	20/10/2013 14:46 60.7	21/10/2013 19:51 63.9
14/10/2013 14:31 N/A	15/10/2013 19:36 63.1	17/10/2013 20:41 62.7	19/10/2013 21:46 65.0	20/10/2013 14:51 60.9	21/10/2013 19:56 63.5
14/10/2013 14:36 N/A	15/10/2013 19:41 63.5	17/10/2013 20:46 64.0	19/10/2013 21:51 63.8	20/10/2013 14:56 61.1	21/10/2013 20:01 63.6
14/10/2013 14:41 N/A	15/10/2013 19:46 63.3	17/10/2013 20:51 62.7	19/10/2013 21:56 62.4	20/10/2013 15:01 60.7	21/10/2013 20:06 63.8
14/10/2013 14:46 N/A	15/10/2013 19:51 63.0	17/10/2013 20:56 62.4	19/10/2013 22:01 63.3	20/10/2013 15:06 62.5	21/10/2013 20:11 64.1
14/10/2013 14:51 N/A	15/10/2013 19:56 63.2	17/10/2013 21:01 63.0	19/10/2013 22:06 62.8	20/10/2013 15:11 61.3	21/10/2013 20:16 64.4
14/10/2013 14:56 N/A	15/10/2013 20:01 62.7	17/10/2013 21:06 62.6	19/10/2013 22:11 63.3	20/10/2013 15:16 60.7	21/10/2013 20:21 63.0
14/10/2013 15:01 N/A	15/10/2013 20:06 63.2	17/10/2013 21:11 62.4	19/10/2013 22:16 62.6	20/10/2013 15:21 63.6	21/10/2013 20:26 63.4
14/10/2013 15:06 N/A	15/10/2013 20:11 63.1	17/10/2013 21:16 63.0	19/10/2013 22:21 63.4	20/10/2013 15:26 61.4	21/10/2013 20:31 63.5
14/10/2013 15:11 N/A	15/10/2013 20:16 62.4	17/10/2013 21:21 62.8	19/10/2013 22:26 63.7	20/10/2013 15:31 62.6	21/10/2013 20:36 63.3
14/10/2013 15:16 N/A	15/10/2013 20:21 63.6	17/10/2013 21:26 62.3	19/10/2013 22:31 63.3	20/10/2013 15:36 61.8	21/10/2013 20:41 63.3
14/10/2013 15:21 N/A	15/10/2013 20:26 62.8	17/10/2013 21:31 63.7	19/10/2013 22:36 62.4	20/10/2013 15:41 61.6	21/10/2013 20:46 63.5
14/10/2013 15:26 N/A	15/10/2013 20:31 63.0	17/10/2013 21:36 63.2	19/10/2013 22:41 63.6	20/10/2013 15:46 60.0	21/10/2013 20:51 63.3
14/10/2013 15:31 N/A	15/10/2013 20:36 63.9	17/10/2013 21:41 62.9	19/10/2013 22:46 62.1	20/10/2013 15:51 63.4	21/10/2013 20:56 62.3
14/10/2013 15:36 N/A	15/10/2013 20:41 63.2	17/10/2013 21:46 62.7	19/10/2013 22:51 62.7	20/10/2013 15:56 61.0	21/10/2013 21:01 63.0
14/10/2013 15:41 N/A	15/10/2013 20:46 62.4	17/10/2013 21:51 62.5	19/10/2013 22:56 62.6	20/10/2013 16:01 60.9	21/10/2013 21:06 62.9
14/10/2013 15:46 N/A	15/10/2013 20:51 61.8	17/10/2013 21:56 63.6	20/10/2013 7:01 59.3	20/10/2013 16:06 61.1	21/10/2013 21:11 63.0
14/10/2013 15:51 N/A	15/10/2013 20:56 61.9	17/10/2013 22:01 62.2	20/10/2013 7:06 57.6	20/10/2013 16:11 60.6	21/10/2013 21:16 63.6
14/10/2013 15:56 N/A	15/10/2013 21:01 62.4	17/10/2013 22:06 62.8	20/10/2013 7:11 57.6	20/10/2013 16:16 60.0	21/10/2013 21:21 63.5
14/10/2013 16:01 N/A	15/10/2013 21:06 62.6	17/10/2013 22:11 62.7	20/10/2013 7:16 58.2	20/10/2013 16:21 60.2	21/10/2013 21:26 63.2
14/10/2013 16:06 N/A	15/10/2013 21:11 61.0	17/10/2013 22:16 62.5	20/10/2013 7:21 59.8	20/10/2013 16:26 60.5	21/10/2013 21:31 63.5
14/10/2013 16:11 N/A	15/10/2013 21:16 62.4	17/10/2013 22:21 63.4	20/10/2013 7:26 58.4	20/10/2013 16:31 60.7	21/10/2013 21:36 63.3
14/10/2013 16:16 N/A	15/10/2013 21:21 62.7	17/10/2013 22:26 62.4	20/10/2013 7:31 61.2	20/10/2013 16:36 60.5	21/10/2013 21:41 64.2
14/10/2013 16:21 N/A	15/10/2013 21:26 62.9	17/10/2013 22:31 62.5	20/10/2013 7:36 57.4	20/10/2013 16:41 61.1	21/10/2013 21:46 63.2
14/10/2013 16:26 N/A	15/10/2013 21:31 62.4	17/10/2013 22:36 63.1	20/10/2013 7:41 59.1	20/10/2013 16:46 61.1	21/10/2013 21:51 62.9
14/10/2013 16:31 N/A	15/10/2013 21:36 62.4	17/10/2013 22:41 63.0	20/10/2013 7:46 58.6	20/10/2013 16:51 60.5	21/10/2013 21:56 62.8
14/10/2013 16:36 N/A	15/10/2013 21:41 63.2	17/10/2013 22:46 62.0	20/10/2013 7:51 58.6	20/10/2013 16:56 62.3	21/10/2013 22:01 63.1
14/10/2013 16:41 N/A	15/10/2013 21:46 62.3	17/10/2013 22:51 62.6	20/10/2013 7:56 59.2	20/10/2013 17:01 61.5	21/10/2013 22:06 63.3
14/10/2013 16:46 N/A	15/10/2013 21:51 62.6	17/10/2013 22:56 61.9	20/10/2013 8:01 61.2	20/10/2013 17:06 60.5	21/10/2013 22:11 62.8
14/10/2013 16:51 N/A	15/10/2013 21:56 63.3	18/10/2013 19:01 60.9	20/10/2013 8:06 61.9	20/10/2013 17:11 61.5	21/10/2013 22:16 63.5
14/10/2013 16:56 N/A	15/10/2013 22:01 61.8	18/10/2013 19:06 60.3	20/10/2013 8:11 61.0	20/10/2013 17:16 61.6	21/10/2013 22:21 63.0
14/10/2013 17:01 N/A	15/10/2013 22:06 61.9	18/10/2013 19:11 58.9	20/10/2013 8:16 60.4	20/10/2013 17:21 61.1	21/10/2013 22:26 62.0
14/10/2013 17:06 N/A	15/10/2013 22:11 62.3	18/10/2013 19:16 60.5	20/10/2013 8:21 61.4	20/10/2013 17:26 61.0	21/10/2013 22:31 65.2
14/10/2013 17:11 N/A	15/10/2013 22:16 62.1	18/10/2013 19:21 61.6	20/10/2013 8:26 60.4	20/10/2013 17:31 61.7	21/10/2013 22:36 62.1
14/10/2013 17:16 N/A	15/10/2013 22:21 62.1	18/10/2013 19:26 61.1	20/10/2013 8:31 60.6	20/10/2013 17:36 62.1	21/10/2013 22:41 62.5
14/10/2013 17:21 N/A	15/10/2013 22:26 62.6	18/10/2013 19:31 63.4	20/10/2013 8:36 61.9	20/10/2013 17:41 60.9	21/10/2013 22:46 62.2
14/10/2013 17:26 N/A	15/10/2013 22:31 62.2	18/10/2013 19:36 64.1	20/10/2013 8:41 61.0	20/10/2013 17:46 60.2	21/10/2013 22:51 62.5
14/10/2013 17:31 N/A	15/10/2013 22:36 62.5	18/10/2013 19:41 64.1	20/10/2013 8:46 60.6	20/10/2013 17:51 60.1	21/10/2013 22:56 63.0
14/10/2013 17:36 N/A	15/10/2013 22:41 61.7	18/10/2013 19:46 65.2	20/10/2013 8:51 63.4	20/10/2013 17:56 59.2	22/10/2013 19:01 63.0
14/10/2013 17:41 N/A	15/10/2013 22:46 61.5	18/10/2013 19:51 65.2	20/10/2013 8:56 61.8	20/10/2013 18:01 60.0	22/10/2013 19:06 62.7
14/10/2013 17:46 N/A	15/10/2013 22:51 62.5	18/10/2013 19:56 64.0	20/10/2013 9:01 62.6	20/10/2013 18:06 60.3	22/10/2013 19:11 63.0
14/10/2013 17:51 N/A	15/10/2013 22:56 62.3	18/10/2013 20:01 65.1	20/10/2013 9:06 62.0	20/10/2013 18:11 60.3	22/10/2013 19:16 63.3
14/10/2013 17:56 N/A	16/10/2013 19:01 63.4	18/10/2013 20:06 64.0	20/10/2013 9:11 61.3	20/10/2013 18:16 60.0	22/10/2013 19:21 62.7
14/10/2013 18:01 N/A	16/10/2013 19:06 63.4	18/10/2013 20:11 64.3	20/10/2013 9:16 63.2	20/10/2013 18:21 61.1	22/10/2013 19:26 63.6
14/10/2013 18:06 N/A	16/10/2013 19:11 64.5	18/10/2013 20:16 63.8	20/10/2013 9:21 61.9	20/10/2013 18:26 60.4	22/10/2013 19:31 63.3
14/10/2013 18:11 N/A	16/10/2013 19:16 63.7	18/10/2013 20:21 63.6	20/10/2013 9:26 61.0	20/10/2013 18:31 60.4	22/10/2013 19:36 63.7
14/10/2013 18:16 N/A	16/10/2013 19:21 63.5	18/10/2013 20:26 63.3	20/10/2013 9:31 61.4	20/10/2013 18:36 60.7	22/10/2013 19:41 63.7
14/10/2013 18:21 N/A	16/10/2013 19:26 63.4	18/10/2013 20:31			

Real-time Noise Data	RTN2a (Hong Kong Electric Centre)				
22/10/2013 22:21 62.1	25/10/2013 19:26 62.6	27/10/2013 8:31 61.6	27/10/2013 17:36 61.2	28/9/2013 3:26 60.8	29/9/2013 4:31 58.2
22/10/2013 22:26 61.8	25/10/2013 19:31 63.4	27/10/2013 8:36 62.1	27/10/2013 17:41 59.4	28/9/2013 3:31 61.0	29/9/2013 4:36 58.4
22/10/2013 22:31 62.5	25/10/2013 19:36 63.4	27/10/2013 8:41 63.6	27/10/2013 17:46 59.5	28/9/2013 3:36 61.5	29/9/2013 4:41 60.5
22/10/2013 22:36 62.2	25/10/2013 19:41 64.2	27/10/2013 8:46 61.9	27/10/2013 17:51 59.5	28/9/2013 3:41 60.6	29/9/2013 4:46 59.2
22/10/2013 22:41 62.3	25/10/2013 19:46 63.6	27/10/2013 8:51 61.6	27/10/2013 17:56 60.5	28/9/2013 3:46 60.6	29/9/2013 4:51 59.2
22/10/2013 22:46 61.7	25/10/2013 19:51 63.7	27/10/2013 8:56 61.1	27/10/2013 18:01 59.9	28/9/2013 3:51 61.2	29/9/2013 4:56 59.1
22/10/2013 22:51 61.5	25/10/2013 19:56 63.4	27/10/2013 9:01 60.6	27/10/2013 18:06 60.1	28/9/2013 3:56 60.2	29/9/2013 5:01 58.7
22/10/2013 22:56 61.3	25/10/2013 20:01 63.4	27/10/2013 9:06 61.3	27/10/2013 18:11 60.7	28/9/2013 4:01 60.3	29/9/2013 5:06 59.5
23/10/2013 19:01 64.4	25/10/2013 20:06 63.6	27/10/2013 9:11 61.9	27/10/2013 18:16 61.7	28/9/2013 4:06 61.5	29/9/2013 5:11 58.6
23/10/2013 19:06 63.5	25/10/2013 20:11 62.9	27/10/2013 9:16 61.5	27/10/2013 18:21 62.5	28/9/2013 4:11 60.5	29/9/2013 5:16 61.1
23/10/2013 19:11 63.8	25/10/2013 20:16 63.9	27/10/2013 9:21 61.1	27/10/2013 18:26 62.2	28/9/2013 4:16 59.9	29/9/2013 5:21 60.0
23/10/2013 19:16 63.6	25/10/2013 20:21 63.5	27/10/2013 9:26 61.3	27/10/2013 18:31 62.1	28/9/2013 4:21 60.9	29/9/2013 5:26 59.7
23/10/2013 19:21 63.5	25/10/2013 20:26 62.7	27/10/2013 9:31 61.4	27/10/2013 18:36 63.5	28/9/2013 4:26 60.3	29/9/2013 5:31 60.4
23/10/2013 19:26 64.0	25/10/2013 20:31 63.0	27/10/2013 9:36 62.7	27/10/2013 18:41 63.9	28/9/2013 4:31 60.5	29/9/2013 5:36 60.9
23/10/2013 19:31 63.6	25/10/2013 20:36 63.5	27/10/2013 9:41 63.8	27/10/2013 18:46 63.8	28/9/2013 4:36 59.7	29/9/2013 5:41 61.0
23/10/2013 19:36 63.7	25/10/2013 20:41 62.7	27/10/2013 9:46 62.1	27/10/2013 18:51 63.4	28/9/2013 4:41 60.6	29/9/2013 5:46 60.2
23/10/2013 19:41 65.3	25/10/2013 20:46 64.0	27/10/2013 9:51 61.5	27/10/2013 18:56 62.4	28/9/2013 4:46 60.3	29/9/2013 5:51 60.6
23/10/2013 19:46 63.6	25/10/2013 20:51 63.4	27/10/2013 9:56 61.7	27/10/2013 19:01 62.9	28/9/2013 4:51 60.4	29/9/2013 5:56 60.2
23/10/2013 19:51 63.5	25/10/2013 20:56 65.2	27/10/2013 10:01 62.7	27/10/2013 19:06 63.2	28/9/2013 4:56 61.4	29/9/2013 6:01 60.4
23/10/2013 19:56 63.3	25/10/2013 21:01 62.9	27/10/2013 10:06 62.4	27/10/2013 19:11 63.6	28/9/2013 5:01 60.3	29/9/2013 6:06 61.9
23/10/2013 20:01 63.5	25/10/2013 21:06 62.8	27/10/2013 10:11 62.0	27/10/2013 19:16 63.9	28/9/2013 5:06 61.2	29/9/2013 6:11 61.2
23/10/2013 20:06 63.3	25/10/2013 21:11 62.3	27/10/2013 10:16 62.3	27/10/2013 19:21 63.2	28/9/2013 5:11 60.9	29/9/2013 6:16 62.1
23/10/2013 20:11 64.0	25/10/2013 21:16 62.6	27/10/2013 10:21 62.6	27/10/2013 19:26 63.0	28/9/2013 5:16 60.9	29/9/2013 6:21 61.1
23/10/2013 20:16 64.1	25/10/2013 21:21 63.7	27/10/2013 10:26 63.3	27/10/2013 19:31 62.3	28/9/2013 5:21 60.6	29/9/2013 6:26 62.2
23/10/2013 20:21 63.3	25/10/2013 21:26 62.9	27/10/2013 10:31 62.4	27/10/2013 19:36 62.9	28/9/2013 5:26 60.3	29/9/2013 6:31 62.0
23/10/2013 20:26 62.8	25/10/2013 21:31 62.6	27/10/2013 10:36 62.2	27/10/2013 19:41 62.6	28/9/2013 5:31 60.2	29/9/2013 6:36 62.4
23/10/2013 20:31 62.9	25/10/2013 21:36 63.5	27/10/2013 10:41 63.6	27/10/2013 19:46 63.0	28/9/2013 5:36 61.1	29/9/2013 6:41 62.3
23/10/2013 20:36 63.2	25/10/2013 21:41 63.5	27/10/2013 10:46 63.5	27/10/2013 19:51 63.2	28/9/2013 5:41 59.8	29/9/2013 6:46 62.4
23/10/2013 20:41 63.3	25/10/2013 21:46 62.4	27/10/2013 10:51 61.6	27/10/2013 19:56 62.9	28/9/2013 5:46 61.0	29/9/2013 6:51 62.5
23/10/2013 20:46 63.2	25/10/2013 21:51 63.7	27/10/2013 10:56 61.8	27/10/2013 20:01 62.4	28/9/2013 5:51 61.2	29/9/2013 6:56 63.2
23/10/2013 20:51 63.6	25/10/2013 21:56 63.0	27/10/2013 11:01 61.5	27/10/2013 20:06 62.3	28/9/2013 5:56 61.1	29/9/2013 7:01 65.1
23/10/2013 20:56 63.1	25/10/2013 22:01 64.5	27/10/2013 11:06 60.9	27/10/2013 20:11 62.0	28/9/2013 6:01 60.9	29/9/2013 7:06 64.7
23/10/2013 21:01 63.3	25/10/2013 22:06 62.7	27/10/2013 11:11 60.6	27/10/2013 20:16 63.2	28/9/2013 6:06 61.6	29/9/2013 7:11 65.2
23/10/2013 21:06 62.6	25/10/2013 22:11 62.8	27/10/2013 11:16 62.1	27/10/2013 20:21 61.6	28/9/2013 6:11 61.9	29/9/2013 7:16 65.4
23/10/2013 21:11 62.9	25/10/2013 22:16 63.4	27/10/2013 11:21 60.6	27/10/2013 20:26 63.3	28/9/2013 6:16 61.7	29/9/2013 7:21 65.3
23/10/2013 21:16 62.7	25/10/2013 22:21 63.3	27/10/2013 11:26 61.2	27/10/2013 20:31 62.1	28/9/2013 6:21 62.6	29/9/2013 7:26 65.1
23/10/2013 21:21 63.6	25/10/2013 22:26 62.5	27/10/2013 11:31 60.0	27/10/2013 20:36 62.4	28/9/2013 6:26 62.4	29/9/2013 7:31 64.5
23/10/2013 21:26 63.0	25/10/2013 22:31 62.5	27/10/2013 11:36 60.4	27/10/2013 20:41 62.0	28/9/2013 6:31 62.6	29/9/2013 7:36 64.8
23/10/2013 21:31 62.9	25/10/2013 22:36 62.4	27/10/2013 11:41 61.3	27/10/2013 20:46 62.2	28/9/2013 6:36 63.6	29/9/2013 7:41 64.6
23/10/2013 21:36 62.6	25/10/2013 22:41 62.6	27/10/2013 11:46 60.9	27/10/2013 20:51 62.3	28/9/2013 6:41 63.7	29/9/2013 7:46 64.7
23/10/2013 21:41 62.7	25/10/2013 22:46 63.1	27/10/2013 11:51 62.2	27/10/2013 20:56 62.3	28/9/2013 6:46 63.7	29/9/2013 7:51 64.4
23/10/2013 21:46 63.5	25/10/2013 22:51 62.9	27/10/2013 11:56 60.5	27/10/2013 21:01 61.8	28/9/2013 6:51 63.9	29/9/2013 7:56 64.5
23/10/2013 21:51 63.3	25/10/2013 22:56 62.5	27/10/2013 12:01 61.2	27/10/2013 21:06 62.7	28/9/2013 6:56 63.3	30/9/2013 0:01 64.4
23/10/2013 21:56 64.0	26/10/2013 19:01 63.0	27/10/2013 12:06 61.9	27/10/2013 21:11 62.1	28/9/2013 7:01 63.9	30/9/2013 0:06 64.0
23/10/2013 22:01 63.6	26/10/2013 19:06 63.5	27/10/2013 12:11 60.5	27/10/2013 21:16 62.5	28/9/2013 7:06 64.0	30/9/2013 0:11 64.5
23/10/2013 22:06 62.8	26/10/2013 19:11 64.2	27/10/2013 12:16 58.9	27/10/2013 21:21 63.2	28/9/2013 7:11 64.1	30/9/2013 0:16 64.5
23/10/2013 22:11 62.7	26/10/2013 19:16 64.1	27/10/2013 12:21 60.9	27/10/2013 21:26 62.7	28/9/2013 7:16 63.8	30/9/2013 0:21 64.1
23/10/2013 22:16 63.1	26/10/2013 19:21 63.9	27/10/2013 12:26 59.6	27/10/2013 21:31 61.6	28/9/2013 7:21 64.4	30/9/2013 0:26 63.9
23/10/2013 22:21 63.6	26/10/2013 19:26 63.5	27/10/2013 12:31 60.0	27/10/2013 21:36 62.6	28/9/2013 7:26 64.2	30/9/2013 0:31 63.8
23/10/2013 22:26 63.4	26/10/2013 19:31 64.0	27/10/2013 12:36 61.1	27/10/2013 21:41 62.2	28/9/2013 7:31 63.7	30/9/2013 0:36 63.1
23/10/2013 22:31 63.4	26/10/2013 19:36 64.1	27/10/2013 12:41 60.1	27/10/2013 21:46 63.0	28/9/2013 7:36 64.1	30/9/2013 0:41 63.6
23/10/2013 22:36 62.4	26/10/2013 19:41 64.2	27/10/2013 12:46 59.5	27/10/2013 21:51 60.1	28/9/2013 7:41 63.8	30/9/2013 0:46 62.3
23/10/2013 22:41 63.0	26/10/2013 19:46 63.6	27/10/2013 12:51 58.6	27/10/2013 21:56 61.6	28/9/2013 7:46 63.9	30/9/2013 0:51 62.5
23/10/2013 22:46 62.7	26/10/2013 19:51 63.8	27/10/2013 12:56 60.8	27/10/2013 22:01 62.4	28/9/2013 7:51 63.7	30/9/2013 0:56 62.7
23/10/2013 22:51 62.0	26/10/2013 19:56 63.6	27/10/2013 13:01 62.3	27/10/2013 22:06 62.8	28/9/2013 7:56 63.7	30/9/2013 1:01 63.0
23/10/2013 22:56 62.6	26/10/2013 20:01 64.0	27/10/2013 13:06 59.5	27/10/2013 22:11 62.5	29/9/2013 0:01 64.1	30/9/2013 1:06 61.6
24/10/2013 19:01 63.4	26/10/2013 20:06 62.5	27/10/2013 13:11 60.0	27/10/2013 22:16 62.2	29/9/2013 0:06 64.0	30/9/2013 1:11 62.2
24/10/2013 19:06 63.2	26/10/2013 20:11 63.3	27/10/2013 13:16 60.4	27/10/2013 22:21 62.3	29/9/2013 0:11 63.8	30/9/2013 1:16 61.3
24/10/2013 19:11 64.2	26/10/2013 20:16 63.7	27/10/2013 13:21 60.6	27/10/2013 22:26 61.7	29/9/2013 0:16 63.9	30/9/2013 1:21 62.4
24/10/2013 19:16 63.3	26/10/2013 20:21 63.6	27/10/2013 13:26 60.0	27/10/2013 22:31 63.1	29/9/2013 0:21 63.4	30/9/2013 1:26 61.0
24/10/2013 19:21 63.6	26/10/2013 20:26 62.3	27/10/2013 13:31 59.3	27/10/2013 22:36 62.2	29/9/2013 0:26 63.6	30/9/2013 1:31 61.7
24/10/2013 19:26 63.3	26/10/2013 20:31 62.9	27/10/2013 13:36 59.7	27/10/2013 22:41 61.8	29/9/2013 0:31 63.6	30/9/2013 1:36 61.1
24/10/2013 19:31 64.1	26/10/2013 20:36 62.9	27/10/2013 13:41 59.9	27/10/2013 22:46 63.1	29/9/2013 0:36 63.5	30/9/2013 1:41 61.3
24/10/2013 19:36 63.7	26/10/2013 20:41 62.8	27/10/2013 13:46 59.5	27/10/2013 22:51 61.0	29/9/2013 0:41 63.1	30/9/2013 1:46 60.6
24/10/2013 19:41 64.9	26/10/2013 20:46 62.2	27/10/2013 13:51 60.4	27/10/2013 22:56 62.1	29/9/2013 0:46 63.2	30/9/2013 1:51 60.9
24/10/2013 19:46 63.8	26/10/2013 20:51 62.4	27/10/2013 13:56 61.8		29/9/2013 0:51 62.9	30/9/2013 1:56 59.9
24/10/2013 19:51 63.3	26/10/2013 20:56 62.7	27/10/2013 14:01 61.3		29/9/2013 0:56 62.9	30/9/2013 2:01 60.9
24/10/2013 19:56 63.7	26/10/2013 21:01 62.5	27/10/2013 14:06 62.3		29/9/2013 1:01 62.8	30/9/2013 2:06 61.0
24/10/2013 20:01 63.2	26/10/2013 21:06 63.3	27/10/2013 14:11 61.8		29/9/2013 1:06 62.0	30/9/2013 2:11 60.7
24/10/2013 20:06 64.5	26/10/2013 21:11 62.6	27/10/2013 14:16 60.6		29/9/2013 1:11 62.8	30/9/2013 2:16 59.8
24/10/2013 20:11 62.9	26/10/2013 21:16 63.1	27/10/2013 14:21 60.6		29/9/2013 1:16 62.0	30/9/2013 2:21 60.5
24/10/2013 20:16 62.8	26/10/2013 21:21 62.4	27/10/2013 14:26 60.6		29/9/2013 1:21 62.0	30/9/2013 2:26 61.1
24/10/2013 20:21 63.0	26/10/2013 21:26 63.1	27/10/2013 14:31 61.8		29/9/2013 1:26 62.0	30/9/2013 2:31 59.6
24/10/2013 20:26 63.1	26/10/2013 21:31 63.1	27/10/2013 14:36 60.0		29/9/2013 1:31 62.6	30/9/2013 2:36 60.3
24/10/2013 20:31 63.4	26/10/2013 21:36 63.1	27/10/2013 14:41 61.0		29/9/2013 1:36 62.4	30/9/2013 2:41 59.3
24/10/2013 20:36 62.8	26/10/2013 21:41 62.8	27/10/2013 14:46 61.7		29/9/2013 1:41 62.1	30/9/2013 2:46 59.2
24/10/2013 20:41 62.7	26/10/2013 21:46 63.1	27/10/2013 14:51 60.7		29/9/2013 1:46 61.6	30/9/2013 2:51 59.5
24/10/2013 20:46 62.2	26/10/2013 21:51 64.0	27/10/2013 14:56 59.5		29/9/2013 1:51 62.1	30/9/2013 2:56 59.2
24/10/2013 20:51 62.3	26/10/2013 21:56 63.3	27/10/2013 15:01 60.8		29/9/2013 1:56 61.6	30/9/2013 3:01 59.5
24/10/2013 20:56 62.4	26/10/2013 22:01 63.0	27/10/2013 15:06 61.6		29/9/2013 2:01 61.9	30/9/2013 3:06 58.8
24/10/2013 21:01 63.2	26/10/2013 22:06 62.5	27/10/2013 15:11 61			

Real-time Noise Data		RTN2a (Hong Kong Electric Centre)									
30/9/2013 5:36	59.5	1/10/2013 6:41	63.7	2/10/2013 23:46	63.8	4/10/2013 0:51	61.9	5/10/2013 1:56	61.9	6/10/2013 3:01	60.9
30/9/2013 5:41	61.0	1/10/2013 6:46	62.7	2/10/2013 23:51	63.0	4/10/2013 0:56	62.0	5/10/2013 2:01	62.6	6/10/2013 3:06	60.3
30/9/2013 5:46	61.9	1/10/2013 6:51	63.6	2/10/2013 23:56	63.6	4/10/2013 1:01	61.5	5/10/2013 2:06	61.5	6/10/2013 3:11	60.6
30/9/2013 5:51	61.2	1/10/2013 6:56	64.2	3/10/2013 0:01	63.2	4/10/2013 1:06	61.5	5/10/2013 2:11	61.8	6/10/2013 3:16	61.1
30/9/2013 5:56	61.5	1/10/2013 23:01	64.4	3/10/2013 0:06	64.0	4/10/2013 1:11	61.6	5/10/2013 2:16	62.3	6/10/2013 3:21	60.3
30/9/2013 6:01	61.9	1/10/2013 23:06	63.7	3/10/2013 0:11	63.9	4/10/2013 1:16	60.6	5/10/2013 2:21	61.1	6/10/2013 3:26	60.9
30/9/2013 6:06	61.4	1/10/2013 23:11	63.7	3/10/2013 0:16	63.6	4/10/2013 1:21	61.8	5/10/2013 2:26	61.8	6/10/2013 3:31	60.4
30/9/2013 6:11	62.2	1/10/2013 23:16	63.6	3/10/2013 0:21	62.8	4/10/2013 1:26	61.8	5/10/2013 2:31	61.5	6/10/2013 3:36	60.5
30/9/2013 6:16	62.6	1/10/2013 23:21	63.9	3/10/2013 0:26	63.8	4/10/2013 1:31	61.1	5/10/2013 2:36	61.4	6/10/2013 3:41	60.4
30/9/2013 6:21	63.5	1/10/2013 23:26	64.0	3/10/2013 0:31	62.9	4/10/2013 1:36	61.5	5/10/2013 2:41	61.8	6/10/2013 3:46	60.0
30/9/2013 6:26	63.4	1/10/2013 23:31	63.6	3/10/2013 0:36	63.3	4/10/2013 1:41	61.2	5/10/2013 2:46	61.1	6/10/2013 3:51	60.5
30/9/2013 6:31	63.7	1/10/2013 23:36	63.4	3/10/2013 0:41	62.5	4/10/2013 1:46	60.9	5/10/2013 2:51	61.2	6/10/2013 3:56	59.9
30/9/2013 6:36	64.3	1/10/2013 23:41	63.3	3/10/2013 0:46	62.8	4/10/2013 1:51	60.9	5/10/2013 2:56	60.9	6/10/2013 4:01	59.9
30/9/2013 6:41	64.4	1/10/2013 23:46	63.3	3/10/2013 0:51	62.4	4/10/2013 1:56	60.4	5/10/2013 3:01	61.4	6/10/2013 4:06	60.1
30/9/2013 6:46	65.0	1/10/2013 23:51	63.9	3/10/2013 0:56	62.1	4/10/2013 2:01	60.1	5/10/2013 3:06	61.3	6/10/2013 4:11	59.9
30/9/2013 6:51	65.4	1/10/2013 23:56	63.6	3/10/2013 1:01	62.4	4/10/2013 2:06	64.7	5/10/2013 3:11	61.1	6/10/2013 4:16	61.3
30/9/2013 6:56	65.5	2/10/2013 0:01	63.0	3/10/2013 1:06	61.9	4/10/2013 2:11	60.0	5/10/2013 3:16	60.6	6/10/2013 4:21	60.0
30/9/2013 23:01	65.1	2/10/2013 0:06	64.3	3/10/2013 1:11	62.2	4/10/2013 2:16	62.4	5/10/2013 3:21	60.7	6/10/2013 4:26	60.2
30/9/2013 23:06	65.8	2/10/2013 0:11	63.0	3/10/2013 1:16	61.9	4/10/2013 2:21	60.3	5/10/2013 3:26	61.0	6/10/2013 4:31	60.0
30/9/2013 23:11	65.2	2/10/2013 0:16	63.2	3/10/2013 1:21	61.7	4/10/2013 2:26	59.9	5/10/2013 3:31	60.5	6/10/2013 4:36	59.7
30/9/2013 23:16	65.4	2/10/2013 0:21	62.7	3/10/2013 1:26	61.4	4/10/2013 2:31	60.1	5/10/2013 3:36	60.6	6/10/2013 4:41	60.6
30/9/2013 23:21	65.7	2/10/2013 0:26	63.1	3/10/2013 1:31	61.9	4/10/2013 2:36	59.3	5/10/2013 3:41	60.7	6/10/2013 4:46	59.9
30/9/2013 23:26	65.0	2/10/2013 0:31	63.4	3/10/2013 1:36	61.4	4/10/2013 2:41	59.7	5/10/2013 3:46	60.3	6/10/2013 4:51	60.0
30/9/2013 23:31	66.0	2/10/2013 0:36	61.9	3/10/2013 1:41	61.2	4/10/2013 2:46	59.9	5/10/2013 3:51	60.6	6/10/2013 4:56	59.6
30/9/2013 23:36	65.3	2/10/2013 0:41	62.5	3/10/2013 1:46	61.1	4/10/2013 2:51	60.3	5/10/2013 3:56	60.8	6/10/2013 5:01	60.0
30/9/2013 23:41	65.2	2/10/2013 0:46	62.5	3/10/2013 1:51	61.5	4/10/2013 2:56	59.6	5/10/2013 4:01	60.0	6/10/2013 5:06	60.2
30/9/2013 23:46	65.5	2/10/2013 0:51	61.7	3/10/2013 1:56	61.0	4/10/2013 3:01	59.7	5/10/2013 4:06	60.3	6/10/2013 5:11	59.3
30/9/2013 23:51	64.7	2/10/2013 0:56	62.5	3/10/2013 2:01	60.4	4/10/2013 3:06	59.0	5/10/2013 4:11	60.6	6/10/2013 5:16	60.1
30/9/2013 23:56	64.9	2/10/2013 1:01	61.6	3/10/2013 2:06	60.0	4/10/2013 3:11	59.2	5/10/2013 4:16	60.1	6/10/2013 5:21	60.2
1/10/2013 0:01	65.2	2/10/2013 1:06	61.2	3/10/2013 2:11	61.3	4/10/2013 3:16	59.4	5/10/2013 4:21	60.6	6/10/2013 5:26	60.4
1/10/2013 0:06	64.7	2/10/2013 1:11	61.1	3/10/2013 2:16	60.6	4/10/2013 3:21	59.0	5/10/2013 4:26	60.0	6/10/2013 5:31	59.3
1/10/2013 0:11	65.0	2/10/2013 1:16	61.3	3/10/2013 2:21	60.9	4/10/2013 3:26	58.6	5/10/2013 4:31	59.4	6/10/2013 5:36	59.8
1/10/2013 0:16	64.6	2/10/2013 1:21	61.5	3/10/2013 2:26	59.9	4/10/2013 3:31	57.7	5/10/2013 4:36	60.4	6/10/2013 5:41	59.7
1/10/2013 0:21	64.7	2/10/2013 1:26	60.4	3/10/2013 2:31	60.5	4/10/2013 3:36	58.9	5/10/2013 4:41	60.5	6/10/2013 5:46	60.1
1/10/2013 0:26	64.5	2/10/2013 1:31	61.0	3/10/2013 2:36	60.4	4/10/2013 3:41	58.8	5/10/2013 4:46	60.0	6/10/2013 5:51	60.8
1/10/2013 0:31	64.7	2/10/2013 1:36	60.6	3/10/2013 2:41	59.3	4/10/2013 3:46	58.7	5/10/2013 4:51	60.6	6/10/2013 5:56	60.3
1/10/2013 0:36	64.6	2/10/2013 1:41	59.9	3/10/2013 2:46	60.6	4/10/2013 3:51	59.2	5/10/2013 4:56	60.1	6/10/2013 6:01	60.7
1/10/2013 0:41	63.7	2/10/2013 1:46	60.5	3/10/2013 2:51	59.9	4/10/2013 3:56	58.6	5/10/2013 5:01	60.1	6/10/2013 6:06	61.2
1/10/2013 0:46	64.1	2/10/2013 1:51	60.7	3/10/2013 2:56	59.5	4/10/2013 4:01	58.3	5/10/2013 5:06	61.1	6/10/2013 6:11	62.0
1/10/2013 0:51	64.5	2/10/2013 1:56	60.3	3/10/2013 3:01	59.2	4/10/2013 4:06	59.3	5/10/2013 5:11	60.4	6/10/2013 6:16	61.9
1/10/2013 0:56	64.6	2/10/2013 2:01	60.3	3/10/2013 3:06	60.6	4/10/2013 4:11	58.8	5/10/2013 5:16	60.7	6/10/2013 6:21	61.6
1/10/2013 1:01	63.9	2/10/2013 2:06	60.4	3/10/2013 3:11	59.4	4/10/2013 4:16	58.6	5/10/2013 5:21	60.5	6/10/2013 6:26	62.2
1/10/2013 1:06	63.7	2/10/2013 2:11	60.1	3/10/2013 3:16	60.1	4/10/2013 4:21	58.2	5/10/2013 5:26	59.8	6/10/2013 6:31	62.4
1/10/2013 1:11	63.6	2/10/2013 2:16	59.7	3/10/2013 3:21	60.1	4/10/2013 4:26	59.2	5/10/2013 5:31	60.2	6/10/2013 6:36	62.9
1/10/2013 1:16	63.2	2/10/2013 2:21	59.6	3/10/2013 3:26	59.6	4/10/2013 4:31	58.8	5/10/2013 5:36	60.3	6/10/2013 6:41	63.0
1/10/2013 1:21	63.6	2/10/2013 2:26	60.7	3/10/2013 3:31	60.1	4/10/2013 4:36	58.2	5/10/2013 5:41	60.2	6/10/2013 6:46	62.4
1/10/2013 1:26	63.3	2/10/2013 2:31	59.8	3/10/2013 3:36	59.7	4/10/2013 4:41	58.9	5/10/2013 5:46	61.2	6/10/2013 6:51	63.2
1/10/2013 1:31	63.4	2/10/2013 2:36	59.9	3/10/2013 3:41	59.7	4/10/2013 4:46	59.4	5/10/2013 5:51	61.1	6/10/2013 6:56	63.0
1/10/2013 1:36	63.2	2/10/2013 2:41	59.5	3/10/2013 3:46	58.5	4/10/2013 4:51	58.8	5/10/2013 5:56	60.8	6/10/2013 7:01	63.7
1/10/2013 1:41	63.4	2/10/2013 2:46	59.7	3/10/2013 3:51	59.1	4/10/2013 4:56	58.5	5/10/2013 6:01	61.4	6/10/2013 7:06	63.5
1/10/2013 1:46	63.1	2/10/2013 2:51	59.1	3/10/2013 3:56	58.6	4/10/2013 5:01	59.8	5/10/2013 6:06	61.7	6/10/2013 7:11	63.8
1/10/2013 1:51	63.3	2/10/2013 2:56	59.7	3/10/2013 4:01	57.9	4/10/2013 5:06	59.2	5/10/2013 6:11	61.6	6/10/2013 7:16	63.5
1/10/2013 1:56	63.0	2/10/2013 3:01	58.4	3/10/2013 4:06	58.7	4/10/2013 5:11	58.6	5/10/2013 6:16	61.8	6/10/2013 7:21	63.7
1/10/2013 2:01	62.9	2/10/2013 3:06	59.3	3/10/2013 4:11	58.4	4/10/2013 5:16	59.3	5/10/2013 6:21	62.2	6/10/2013 7:26	64.1
1/10/2013 2:06	63.2	2/10/2013 3:11	58.7	3/10/2013 4:16	58.3	4/10/2013 5:21	59.7	5/10/2013 6:26	61.5	6/10/2013 7:31	63.1
1/10/2013 2:11	62.9	2/10/2013 3:16	58.5	3/10/2013 4:21	58.7	4/10/2013 5:26	60.3	5/10/2013 6:31	62.0	6/10/2013 7:36	64.2
1/10/2013 2:16	62.8	2/10/2013 3:21	58.2	3/10/2013 4:26	57.8	4/10/2013 5:31	60.1	5/10/2013 6:36	62.8	6/10/2013 7:41	64.0
1/10/2013 2:21	63.4	2/10/2013 3:26	58.5	3/10/2013 4:31	57.4	4/10/2013 5:36	59.7	5/10/2013 6:41	63.2	6/10/2013 7:46	63.7
1/10/2013 2:26	63.2	2/10/2013 3:31	57.5	3/10/2013 4:36	58.7	4/10/2013 5:41	60.4	5/10/2013 6:46	63.2	6/10/2013 7:51	63.5
1/10/2013 2:31	62.7	2/10/2013 3:36	58.8	3/10/2013 4:41	58.7	4/10/2013 5:46	60.3	5/10/2013 6:51	63.5	6/10/2013 7:56	63.5
1/10/2013 2:36	62.5	2/10/2013 3:41	58.0	3/10/2013 4:46	59.1	4/10/2013 5:51	60.5	5/10/2013 6:56	63.6	7/10/2013 0:01	63.1
1/10/2013 2:41	61.3	2/10/2013 3:46	58.1	3/10/2013 4:51	59.1	4/10/2013 5:56	60.6	5/10/2013 7:01	64.6	7/10/2013 0:06	63.7
1/10/2013 2:46	62.1	2/10/2013 3:51	58.0	3/10/2013 4:56	58.9	4/10/2013 6:01	60.6	5/10/2013 7:06	64.6	7/10/2013 0:11	63.2
1/10/2013 2:51	61.9	2/10/2013 3:56	57.9	3/10/2013 5:01	59.0	4/10/2013 6:06	61.1	5/10/2013 7:11	64.9	7/10/2013 0:16	62.7
1/10/2013 2:56	62.0	2/10/2013 4:01	58.0	3/10/2013 5:06	60.1	4/10/2013 6:11	61.8	5/10/2013 7:16	65.0	7/10/2013 0:21	63.1
1/10/2013 3:01	62.3	2/10/2013 4:06	58.1	3/10/2013 5:11	59.6	4/10/2013 6:16	61.9	5/10/2013 7:21	64.2	7/10/2013 0:26	62.8
1/10/2013 3:06	61.7	2/10/2013 4:11	57.7	3/10/2013 5:16	59.1	4/10/2013 6:21	62.2	5/10/2013 7:26	64.3	7/10/2013 0:31	62.0
1/10/2013 3:11	64.3	2/10/2013 4:16	57.7	3/10/2013 5:21	59.7	4/10/2013 6:26	63.1	5/10/2013 7:31	63.7	7/10/2013 0:36	61.8
1/10/2013 3:16	63.3	2/10/2013 4:21	58.7	3/10/2013 5:26	59.8	4/10/2013 6:31	62.9	5/10/2013 7:36	63.9	7/10/2013 0:41	60.8
1/10/2013 3:21	61.5	2/10/2013 4:26	57.9	3/10/2013 5:31	59.3	4/10/2013 6:36	63.1	5/10/2013 7:41	63.8	7/10/2013 0:46	62.5
1/10/2013 3:26	61.6	2/10/2013 4:31	58.2	3/10/2013 5:36	59.5	4/10/2013 6:41	63.5	5/10/2013 7:46	63.7</		

Real-time Noise Data		RTN2a (Hong Kong Electric Centre)									
7/10/2013 4:06	58.1	8/10/2013 5:11	59.8	9/10/2013 6:16	62.5	10/10/2013 23:21	64.3	12/10/2013 0:26	64.4	13/10/2013 1:31	61.2
7/10/2013 4:11	58.1	8/10/2013 5:16	59.5	9/10/2013 6:21	62.3	10/10/2013 23:26	64.4	12/10/2013 0:31	63.4	13/10/2013 1:36	61.3
7/10/2013 4:16	57.9	8/10/2013 5:21	59.4	9/10/2013 6:26	62.3	10/10/2013 23:31	64.4	12/10/2013 0:36	64.1	13/10/2013 1:41	61.6
7/10/2013 4:21	58.6	8/10/2013 5:26	59.5	9/10/2013 6:31	62.8	10/10/2013 23:36	64.3	12/10/2013 0:41	63.5	13/10/2013 1:46	61.1
7/10/2013 4:26	58.4	8/10/2013 5:31	59.5	9/10/2013 6:36	62.9	10/10/2013 23:41	64.0	12/10/2013 0:46	63.3	13/10/2013 1:51	61.4
7/10/2013 4:31	58.4	8/10/2013 5:36	60.4	9/10/2013 6:41	63.8	10/10/2013 23:46	63.6	12/10/2013 0:51	62.6	13/10/2013 1:56	61.3
7/10/2013 4:36	58.1	8/10/2013 5:41	60.4	9/10/2013 6:46	63.9	10/10/2013 23:51	63.9	12/10/2013 0:56	63.0	13/10/2013 2:01	60.6
7/10/2013 4:41	58.0	8/10/2013 5:46	60.6	9/10/2013 6:51	64.2	10/10/2013 23:56	63.9	12/10/2013 1:01	63.1	13/10/2013 2:06	60.8
7/10/2013 4:46	58.8	8/10/2013 5:51	61.3	9/10/2013 6:56	64.4	11/10/2013 0:01	63.5	12/10/2013 1:06	62.9	13/10/2013 2:11	61.2
7/10/2013 4:51	58.6	8/10/2013 5:56	60.7	9/10/2013 23:01	64.4	11/10/2013 0:06	64.2	12/10/2013 1:11	62.7	13/10/2013 2:16	61.1
7/10/2013 4:56	59.1	8/10/2013 6:01	61.0	9/10/2013 23:06	64.5	11/10/2013 0:11	62.8	12/10/2013 1:16	62.8	13/10/2013 2:21	61.2
7/10/2013 5:01	59.2	8/10/2013 6:06	61.0	9/10/2013 23:11	64.0	11/10/2013 0:16	63.8	12/10/2013 1:21	62.6	13/10/2013 2:26	60.8
7/10/2013 5:06	59.6	8/10/2013 6:11	61.1	9/10/2013 23:16	64.2	11/10/2013 0:21	63.0	12/10/2013 1:26	62.9	13/10/2013 2:31	60.8
7/10/2013 5:11	59.5	8/10/2013 6:16	62.5	9/10/2013 23:21	64.3	11/10/2013 0:26	63.1	12/10/2013 1:31	62.1	13/10/2013 2:36	62.6
7/10/2013 5:16	59.8	8/10/2013 6:21	62.1	9/10/2013 23:26	64.1	11/10/2013 0:31	62.2	12/10/2013 1:36	62.2	13/10/2013 2:41	60.8
7/10/2013 5:21	59.1	8/10/2013 6:26	62.6	9/10/2013 23:31	64.4	11/10/2013 0:36	62.3	12/10/2013 1:41	63.0	13/10/2013 2:46	59.4
7/10/2013 5:26	59.6	8/10/2013 6:31	62.8	9/10/2013 23:36	64.5	11/10/2013 0:41	62.6	12/10/2013 1:46	62.7	13/10/2013 2:51	59.8
7/10/2013 5:31	60.4	8/10/2013 6:36	63.5	9/10/2013 23:41	64.1	11/10/2013 0:46	62.1	12/10/2013 1:51	62.1	13/10/2013 2:56	60.1
7/10/2013 5:36	60.3	8/10/2013 6:41	63.8	9/10/2013 23:46	63.7	11/10/2013 0:51	62.5	12/10/2013 1:56	62.5	13/10/2013 3:01	60.5
7/10/2013 5:41	59.7	8/10/2013 6:46	63.9	9/10/2013 23:51	63.9	11/10/2013 0:56	62.8	12/10/2013 2:01	61.6	13/10/2013 3:06	60.2
7/10/2013 5:46	60.0	8/10/2013 6:51	64.2	9/10/2013 23:56	63.6	11/10/2013 1:01	62.5	12/10/2013 2:06	61.8	13/10/2013 3:11	60.0
7/10/2013 5:51	60.8	8/10/2013 6:56	64.2	10/10/2013 0:01	63.6	11/10/2013 1:06	62.4	12/10/2013 2:11	62.2	13/10/2013 3:16	59.6
7/10/2013 5:56	60.5	8/10/2013 23:01	63.8	10/10/2013 0:06	63.5	11/10/2013 1:11	62.7	12/10/2013 2:16	61.7	13/10/2013 3:21	59.7
7/10/2013 6:01	60.5	8/10/2013 23:06	64.0	10/10/2013 0:11	63.5	11/10/2013 1:16	61.8	12/10/2013 2:21	61.9	13/10/2013 3:26	59.5
7/10/2013 6:06	61.1	8/10/2013 23:11	64.3	10/10/2013 0:16	63.1	11/10/2013 1:21	62.2	12/10/2013 2:26	61.7	13/10/2013 3:31	59.6
7/10/2013 6:11	61.5	8/10/2013 23:16	64.1	10/10/2013 0:21	63.2	11/10/2013 1:26	61.4	12/10/2013 2:31	60.9	13/10/2013 3:36	59.7
7/10/2013 6:16	62.3	8/10/2013 23:21	63.8	10/10/2013 0:26	63.0	11/10/2013 1:31	61.0	12/10/2013 2:36	61.5	13/10/2013 3:41	59.2
7/10/2013 6:21	62.2	8/10/2013 23:26	63.7	10/10/2013 0:31	62.7	11/10/2013 1:36	61.6	12/10/2013 2:41	62.0	13/10/2013 3:46	59.4
7/10/2013 6:26	62.2	8/10/2013 23:31	63.4	10/10/2013 0:36	62.4	11/10/2013 1:41	61.3	12/10/2013 2:46	61.2	13/10/2013 3:51	59.8
7/10/2013 6:31	63.2	8/10/2013 23:36	63.6	10/10/2013 0:41	62.8	11/10/2013 1:46	61.6	12/10/2013 2:51	61.1	13/10/2013 3:56	59.7
7/10/2013 6:36	63.3	8/10/2013 23:41	63.1	10/10/2013 0:46	62.1	11/10/2013 1:51	61.1	12/10/2013 2:56	60.8	13/10/2013 4:01	60.9
7/10/2013 6:41	64.0	8/10/2013 23:46	64.0	10/10/2013 0:51	62.1	11/10/2013 1:56	61.2	12/10/2013 3:01	60.7	13/10/2013 4:06	59.6
7/10/2013 6:46	64.3	8/10/2013 23:51	62.7	10/10/2013 0:56	61.8	11/10/2013 2:01	60.8	12/10/2013 3:06	61.3	13/10/2013 4:11	59.6
7/10/2013 6:51	64.2	8/10/2013 23:56	63.5	10/10/2013 1:01	61.6	11/10/2013 2:06	60.1	12/10/2013 3:11	61.2	13/10/2013 4:16	59.8
7/10/2013 6:56	64.6	9/10/2013 0:01	63.1	10/10/2013 1:06	61.1	11/10/2013 2:11	60.3	12/10/2013 3:16	60.6	13/10/2013 4:21	59.7
7/10/2013 23:01	63.6	9/10/2013 0:06	63.3	10/10/2013 1:11	61.8	11/10/2013 2:16	60.7	12/10/2013 3:21	60.9	13/10/2013 4:26	59.5
7/10/2013 23:06	63.8	9/10/2013 0:11	63.8	10/10/2013 1:16	61.7	11/10/2013 2:21	60.9	12/10/2013 3:26	61.1	13/10/2013 4:31	59.0
7/10/2013 23:11	63.5	9/10/2013 0:16	64.7	10/10/2013 1:21	61.6	11/10/2013 2:26	60.3	12/10/2013 3:31	60.6	13/10/2013 4:36	59.0
7/10/2013 23:16	63.8	9/10/2013 0:21	64.2	10/10/2013 1:26	62.1	11/10/2013 2:31	60.1	12/10/2013 3:36	60.4	13/10/2013 4:41	59.4
7/10/2013 23:21	63.8	9/10/2013 0:26	63.0	10/10/2013 1:31	62.7	11/10/2013 2:36	59.7	12/10/2013 3:41	60.8	13/10/2013 4:46	59.8
7/10/2013 23:26	64.0	9/10/2013 0:31	63.3	10/10/2013 1:36	61.2	11/10/2013 2:41	60.4	12/10/2013 3:46	60.6	13/10/2013 4:51	58.8
7/10/2013 23:31	63.3	9/10/2013 0:36	64.3	10/10/2013 1:41	60.6	11/10/2013 2:46	60.4	12/10/2013 3:51	60.4	13/10/2013 4:56	59.4
7/10/2013 23:36	63.4	9/10/2013 0:41	62.7	10/10/2013 1:46	60.5	11/10/2013 2:51	59.4	12/10/2013 3:56	60.0	13/10/2013 5:01	59.2
7/10/2013 23:41	63.3	9/10/2013 0:46	62.4	10/10/2013 1:51	60.7	11/10/2013 2:56	60.2	12/10/2013 4:01	60.5	13/10/2013 5:06	60.3
7/10/2013 23:46	63.0	9/10/2013 0:51	61.9	10/10/2013 1:56	60.6	11/10/2013 3:01	59.5	12/10/2013 4:06	60.4	13/10/2013 5:11	59.2
7/10/2013 23:51	63.3	9/10/2013 0:56	62.1	10/10/2013 2:01	60.1	11/10/2013 3:06	60.0	12/10/2013 4:11	60.8	13/10/2013 5:16	59.4
7/10/2013 23:56	63.4	9/10/2013 1:01	61.7	10/10/2013 2:06	60.3	11/10/2013 3:11	59.2	12/10/2013 4:16	60.2	13/10/2013 5:21	59.0
8/10/2013 0:01	65.9	9/10/2013 1:06	61.8	10/10/2013 2:11	60.2	11/10/2013 3:16	59.8	12/10/2013 4:21	60.8	13/10/2013 5:26	59.9
8/10/2013 0:06	63.1	9/10/2013 1:11	61.5	10/10/2013 2:16	60.2	11/10/2013 3:21	59.2	12/10/2013 4:26	60.5	13/10/2013 5:31	59.2
8/10/2013 0:11	63.0	9/10/2013 1:16	61.7	10/10/2013 2:21	60.2	11/10/2013 3:26	59.0	12/10/2013 4:31	60.3	13/10/2013 5:36	59.5
8/10/2013 0:16	62.8	9/10/2013 1:21	60.8	10/10/2013 2:26	60.5	11/10/2013 3:31	59.2	12/10/2013 4:36	59.7	13/10/2013 5:41	58.3
8/10/2013 0:21	62.5	9/10/2013 1:26	61.1	10/10/2013 2:31	60.1	11/10/2013 3:36	60.1	12/10/2013 4:41	60.6	13/10/2013 5:46	59.6
8/10/2013 0:26	62.7	9/10/2013 1:31	61.1	10/10/2013 2:36	60.6	11/10/2013 3:41	59.8	12/10/2013 4:46	59.9	13/10/2013 5:51	58.2
8/10/2013 0:31	62.3	9/10/2013 1:36	61.2	10/10/2013 2:41	60.1	11/10/2013 3:46	59.2	12/10/2013 4:51	60.4	13/10/2013 5:56	59.1
8/10/2013 0:36	62.3	9/10/2013 1:41	60.8	10/10/2013 2:46	59.7	11/10/2013 3:51	59.0	12/10/2013 4:56	59.7	13/10/2013 6:01	59.1
8/10/2013 0:41	61.6	9/10/2013 1:46	60.8	10/10/2013 2:51	58.8	11/10/2013 3:56	58.1	12/10/2013 5:01	60.6	13/10/2013 6:06	58.9
8/10/2013 0:46	62.1	9/10/2013 1:51	61.4	10/10/2013 2:56	59.4	11/10/2013 4:01	60.3	12/10/2013 5:06	62.0	13/10/2013 6:11	59.4
8/10/2013 0:51	61.4	9/10/2013 1:56	60.6	10/10/2013 3:01	59.0	11/10/2013 4:06	59.0	12/10/2013 5:11	60.0	13/10/2013 6:16	59.9
8/10/2013 0:56	62.1	9/10/2013 2:01	59.5	10/10/2013 3:06	59.2	11/10/2013 4:11	58.3	12/10/2013 5:16	60.7	13/10/2013 6:21	60.8
8/10/2013 1:01	61.7	9/10/2013 2:06	60.0	10/10/2013 3:11	58.8	11/10/2013 4:16	59.2	12/10/2013 5:21	60.2	13/10/2013 6:26	60.3
8/10/2013 1:06	61.7	9/10/2013 2:11	60.3	10/10/2013 3:16	58.8	11/10/2013 4:21	59.5	12/10/2013 5:26	60.4	13/10/2013 6:31	60.8
8/10/2013 1:11	61.9	9/10/2013 2:16	60.7	10/10/2013 3:21	58.8	11/10/2013 4:26	58.6	12/10/2013 5:31	59.7	13/10/2013 6:36	60.7
8/10/2013 1:16	61.5	9/10/2013 2:21	59.9	10/10/2013 3:26	58.1	11/10/2013 4:31	59.4	12/10/2013 5:36	60.3	13/10/2013 6:41	60.5
8/10/2013 1:21	61.9	9/10/2013 2:26	60.3	10/10/2013 3:31	58.9	11/10/2013 4:36	58.4	12/10/2013 5:41	60.2	13/10/2013 6:46	60.7
8/10/2013 1:26	60.4	9/10/2013 2:31	60.1	10/10/2013 3:36	59.1	11/10/2013 4:41	60.4	12/10/2013 5:46	60.9	13/10/2013 6:51	61.6
8/10/2013 1:31	61.6	9/10/2013 2:36	60.0	10/10/2013 3:41	59.1	11/10/2013 4:46	59.4	12/10/2013 5:51	60.9	13/10/2013 6:56	61.1
8/10/2013 1:36	60.6	9/10/2013 2:41	59.7	10/10/2013 3:46	58.8	11/10/2013 4:51	58.7	12/10/2013 5:56	61.5	13/10/2013 23:01	N/A
8/10/2013 1:41	60.4	9/10/2013 2:46	60.0	10/10/2013 3:51	59.0	11/10/2013 4:56	58.3	12/10/2013 6:01	61.2	13/10/2013 23:06	N/A
8/10/2013 1:46	60.9	9/10/2013 2:51	59.4	10/10/2013 3:56	59.0	11/10/2013 5:01	58.9	12/10/2013 6:06	61.3	13/10/2013 23:11	N/A
8/10/2013 1:51	60.4	9/10/2013 2:56</									

Real-time Noise Data	RTN2a (Hong Kong Electric Centre)					
14/10/2013 2:36 N/A	15/10/2013 3:41 N/A	16/10/2013 4:46 55.5	17/10/2013 5:51 60.2	18/10/2013 6:56 63.2	20/10/2013 0:01 64.5	
14/10/2013 2:41 N/A	15/10/2013 3:46 N/A	16/10/2013 4:51 56.6	17/10/2013 5:56 59.8	18/10/2013 23:01 64.1	20/10/2013 0:06 64.5	
14/10/2013 2:46 N/A	15/10/2013 3:51 N/A	16/10/2013 4:56 57.1	17/10/2013 6:01 59.6	18/10/2013 23:06 63.8	20/10/2013 0:11 63.8	
14/10/2013 2:51 N/A	15/10/2013 3:56 N/A	16/10/2013 5:01 57.0	17/10/2013 6:06 60.3	18/10/2013 23:11 64.2	20/10/2013 0:16 64.0	
14/10/2013 2:56 N/A	15/10/2013 4:01 N/A	16/10/2013 5:06 58.2	17/10/2013 6:11 61.1	18/10/2013 23:16 64.1	20/10/2013 0:21 63.9	
14/10/2013 3:01 N/A	15/10/2013 4:06 N/A	16/10/2013 5:11 58.2	17/10/2013 6:16 61.3	18/10/2013 23:21 63.8	20/10/2013 0:26 63.2	
14/10/2013 3:06 N/A	15/10/2013 4:11 N/A	16/10/2013 5:16 58.0	17/10/2013 6:21 61.1	18/10/2013 23:26 64.0	20/10/2013 0:31 63.5	
14/10/2013 3:11 N/A	15/10/2013 4:16 N/A	16/10/2013 5:21 57.8	17/10/2013 6:26 61.7	18/10/2013 23:31 66.0	20/10/2013 0:36 63.3	
14/10/2013 3:16 N/A	15/10/2013 4:21 N/A	16/10/2013 5:26 58.7	17/10/2013 6:31 62.4	18/10/2013 23:36 64.2	20/10/2013 0:41 63.8	
14/10/2013 3:21 N/A	15/10/2013 4:26 N/A	16/10/2013 5:31 58.3	17/10/2013 6:36 62.0	18/10/2013 23:41 64.0	20/10/2013 0:46 62.9	
14/10/2013 3:26 N/A	15/10/2013 4:31 N/A	16/10/2013 5:36 58.2	17/10/2013 6:41 63.2	18/10/2013 23:46 64.4	20/10/2013 0:51 62.9	
14/10/2013 3:31 N/A	15/10/2013 4:36 N/A	16/10/2013 5:41 58.9	17/10/2013 6:46 63.1	18/10/2013 23:51 64.3	20/10/2013 0:56 63.0	
14/10/2013 3:36 N/A	15/10/2013 4:41 N/A	16/10/2013 5:46 58.7	17/10/2013 6:51 63.4	18/10/2013 23:56 64.4	20/10/2013 1:01 62.4	
14/10/2013 3:41 N/A	15/10/2013 4:46 N/A	16/10/2013 5:51 58.6	17/10/2013 6:56 63.8	19/10/2013 0:01 63.6	20/10/2013 1:06 63.0	
14/10/2013 3:46 N/A	15/10/2013 4:51 N/A	16/10/2013 5:56 58.7	17/10/2013 23:01 64.1	19/10/2013 0:06 65.7	20/10/2013 1:11 62.7	
14/10/2013 3:51 N/A	15/10/2013 4:56 N/A	16/10/2013 6:01 59.4	17/10/2013 23:06 63.8	19/10/2013 0:11 63.9	20/10/2013 1:16 62.5	
14/10/2013 3:56 N/A	15/10/2013 5:01 N/A	16/10/2013 6:06 60.7	17/10/2013 23:11 64.2	19/10/2013 0:16 64.9	20/10/2013 1:21 62.6	
14/10/2013 4:01 N/A	15/10/2013 5:06 N/A	16/10/2013 6:11 60.4	17/10/2013 23:16 64.1	19/10/2013 0:21 63.3	20/10/2013 1:26 62.6	
14/10/2013 4:06 N/A	15/10/2013 5:11 N/A	16/10/2013 6:16 60.4	17/10/2013 23:21 63.8	19/10/2013 0:26 64.9	20/10/2013 1:31 61.9	
14/10/2013 4:11 N/A	15/10/2013 5:16 N/A	16/10/2013 6:21 61.1	17/10/2013 23:26 64.0	19/10/2013 0:31 63.3	20/10/2013 1:36 62.5	
14/10/2013 4:16 N/A	15/10/2013 5:21 N/A	16/10/2013 6:26 61.7	17/10/2013 23:31 66.0	19/10/2013 0:36 63.4	20/10/2013 1:41 62.3	
14/10/2013 4:21 N/A	15/10/2013 5:26 N/A	16/10/2013 6:31 61.9	17/10/2013 23:36 64.2	19/10/2013 0:41 63.9	20/10/2013 1:46 62.0	
14/10/2013 4:26 N/A	15/10/2013 5:31 N/A	16/10/2013 6:36 62.3	17/10/2013 23:41 64.0	19/10/2013 0:46 63.4	20/10/2013 1:51 62.3	
14/10/2013 4:31 N/A	15/10/2013 5:36 N/A	16/10/2013 6:41 62.7	17/10/2013 23:46 64.4	19/10/2013 0:51 63.2	20/10/2013 1:56 62.4	
14/10/2013 4:36 N/A	15/10/2013 5:41 N/A	16/10/2013 6:46 63.2	17/10/2013 23:51 64.3	19/10/2013 0:56 62.8	20/10/2013 2:01 61.6	
14/10/2013 4:41 N/A	15/10/2013 5:46 N/A	16/10/2013 6:51 63.4	17/10/2013 23:56 64.4	19/10/2013 1:01 62.6	20/10/2013 2:06 61.9	
14/10/2013 4:46 N/A	15/10/2013 5:51 N/A	16/10/2013 6:56 63.7	18/10/2013 0:01 63.6	19/10/2013 1:06 62.8	20/10/2013 2:11 62.0	
14/10/2013 4:51 N/A	15/10/2013 5:56 N/A	16/10/2013 23:01 63.8	18/10/2013 0:06 65.7	19/10/2013 1:11 62.6	20/10/2013 2:16 61.4	
14/10/2013 4:56 N/A	15/10/2013 6:01 N/A	16/10/2013 23:06 63.6	18/10/2013 0:11 63.9	19/10/2013 1:16 62.2	20/10/2013 2:21 61.7	
14/10/2013 5:01 N/A	15/10/2013 6:06 N/A	16/10/2013 23:11 64.0	18/10/2013 0:16 64.9	19/10/2013 1:21 62.1	20/10/2013 2:26 61.7	
14/10/2013 5:06 N/A	15/10/2013 6:11 N/A	16/10/2013 23:16 63.2	18/10/2013 0:21 63.3	19/10/2013 1:26 61.8	20/10/2013 2:31 61.9	
14/10/2013 5:11 N/A	15/10/2013 6:16 N/A	16/10/2013 23:21 63.1	18/10/2013 0:26 64.9	19/10/2013 1:31 62.4	20/10/2013 2:36 61.3	
14/10/2013 5:16 N/A	15/10/2013 6:21 N/A	16/10/2013 23:26 63.2	18/10/2013 0:31 63.3	19/10/2013 1:36 61.8	20/10/2013 2:41 61.7	
14/10/2013 5:21 N/A	15/10/2013 6:26 N/A	16/10/2013 23:31 62.7	18/10/2013 0:36 63.4	19/10/2013 1:41 61.9	20/10/2013 2:46 60.9	
14/10/2013 5:26 N/A	15/10/2013 6:31 N/A	16/10/2013 23:36 63.2	18/10/2013 0:41 63.9	19/10/2013 1:46 61.7	20/10/2013 2:51 61.4	
14/10/2013 5:31 N/A	15/10/2013 6:36 N/A	16/10/2013 23:41 63.4	18/10/2013 0:46 63.4	19/10/2013 1:51 61.9	20/10/2013 2:56 61.3	
14/10/2013 5:36 N/A	15/10/2013 6:41 N/A	16/10/2013 23:46 63.4	18/10/2013 0:51 63.2	19/10/2013 1:56 61.3	20/10/2013 3:01 61.2	
14/10/2013 5:41 N/A	15/10/2013 6:46 N/A	16/10/2013 23:51 62.9	18/10/2013 0:56 62.8	19/10/2013 2:01 61.7	20/10/2013 3:06 60.9	
14/10/2013 5:46 N/A	15/10/2013 6:51 N/A	16/10/2013 23:56 63.2	18/10/2013 1:01 62.6	19/10/2013 2:06 61.6	20/10/2013 3:11 61.1	
14/10/2013 5:51 N/A	15/10/2013 6:56 N/A	17/10/2013 0:01 62.6	18/10/2013 1:06 62.8	19/10/2013 2:11 61.6	20/10/2013 3:16 60.8	
14/10/2013 5:56 N/A	15/10/2013 23:01 63.7	17/10/2013 0:06 62.7	18/10/2013 1:11 62.6	19/10/2013 2:16 60.8	20/10/2013 3:21 61.4	
14/10/2013 6:01 N/A	15/10/2013 23:06 63.3	17/10/2013 0:11 62.4	18/10/2013 1:16 62.2	19/10/2013 2:21 61.6	20/10/2013 3:26 61.1	
14/10/2013 6:06 N/A	15/10/2013 23:11 63.7	17/10/2013 0:16 63.0	18/10/2013 1:21 62.1	19/10/2013 2:26 60.9	20/10/2013 3:31 60.9	
14/10/2013 6:11 N/A	15/10/2013 23:16 63.9	17/10/2013 0:21 62.6	18/10/2013 1:26 61.8	19/10/2013 2:31 60.7	20/10/2013 3:36 61.2	
14/10/2013 6:16 N/A	15/10/2013 23:21 63.7	17/10/2013 0:26 61.9	18/10/2013 1:31 62.4	19/10/2013 2:36 60.9	20/10/2013 3:41 60.5	
14/10/2013 6:21 N/A	15/10/2013 23:26 63.6	17/10/2013 0:31 61.7	18/10/2013 1:36 61.8	19/10/2013 2:41 60.9	20/10/2013 3:46 61.1	
14/10/2013 6:26 N/A	15/10/2013 23:31 63.5	17/10/2013 0:36 61.1	18/10/2013 1:41 61.9	19/10/2013 2:46 61.7	20/10/2013 3:51 59.9	
14/10/2013 6:31 N/A	15/10/2013 23:36 63.4	17/10/2013 0:41 60.9	18/10/2013 1:46 61.7	19/10/2013 2:51 60.9	20/10/2013 3:56 60.4	
14/10/2013 6:36 N/A	15/10/2013 23:41 63.4	17/10/2013 0:46 61.2	18/10/2013 1:51 61.9	19/10/2013 2:56 59.7	20/10/2013 4:01 60.2	
14/10/2013 6:41 N/A	15/10/2013 23:46 63.6	17/10/2013 0:51 60.5	18/10/2013 1:56 61.3	19/10/2013 3:01 61.3	20/10/2013 4:06 59.3	
14/10/2013 6:46 N/A	15/10/2013 23:51 63.2	17/10/2013 0:56 61.5	18/10/2013 2:01 61.7	19/10/2013 3:06 60.4	20/10/2013 4:11 60.1	
14/10/2013 6:51 N/A	15/10/2013 23:56 62.6	17/10/2013 1:01 61.6	18/10/2013 2:06 61.6	19/10/2013 3:11 59.9	20/10/2013 4:16 59.9	
14/10/2013 6:56 N/A	16/10/2013 0:01 63.0	17/10/2013 1:06 61.7	18/10/2013 2:11 61.6	19/10/2013 3:16 59.9	20/10/2013 4:21 60.7	
14/10/2013 23:01 N/A	16/10/2013 0:06 63.1	17/10/2013 1:11 61.8	18/10/2013 2:16 60.8	19/10/2013 3:21 61.8	20/10/2013 4:26 60.9	
14/10/2013 23:06 N/A	16/10/2013 0:11 62.8	17/10/2013 1:16 60.1	18/10/2013 2:21 61.6	19/10/2013 3:26 61.6	20/10/2013 4:31 59.5	
14/10/2013 23:11 N/A	16/10/2013 0:16 63.1	17/10/2013 1:21 61.1	18/10/2013 2:26 60.9	19/10/2013 3:31 59.4	20/10/2013 4:36 59.4	
14/10/2013 23:16 N/A	16/10/2013 0:21 62.5	17/10/2013 1:26 60.3	18/10/2013 2:31 60.7	19/10/2013 3:36 59.8	20/10/2013 4:41 60.2	
14/10/2013 23:21 N/A	16/10/2013 0:26 62.5	17/10/2013 1:31 60.5	18/10/2013 2:36 60.9	19/10/2013 3:41 59.4	20/10/2013 4:46 59.7	
14/10/2013 23:26 N/A	16/10/2013 0:31 61.7	17/10/2013 1:36 60.3	18/10/2013 2:41 60.9	19/10/2013 3:46 59.8	20/10/2013 4:51 59.8	
14/10/2013 23:31 N/A	16/10/2013 0:36 61.7	17/10/2013 1:41 60.1	18/10/2013 2:46 61.7	19/10/2013 3:51 59.7	20/10/2013 4:56 59.1	
14/10/2013 23:36 N/A	16/10/2013 0:41 61.5	17/10/2013 1:46 59.4	18/10/2013 2:51 60.9	19/10/2013 3:56 60.1	20/10/2013 5:01 58.5	
14/10/2013 23:41 N/A	16/10/2013 0:46 62.1	17/10/2013 1:51 61.0	18/10/2013 2:56 59.7	19/10/2013 4:01 59.0	20/10/2013 5:06 58.9	
14/10/2013 23:46 N/A	16/10/2013 0:51 62.9	17/10/2013 1:56 59.6	18/10/2013 3:01 61.3	19/10/2013 4:06 59.1	20/10/2013 5:11 57.6	
14/10/2013 23:51 N/A	16/10/2013 0:56 61.4	17/10/2013 2:01 59.1	18/10/2013 3:06 60.4	19/10/2013 4:11 59.0	20/10/2013 5:16 58.7	
14/10/2013 23:56 N/A	16/10/2013 1:01 62.4	17/10/2013 2:06 59.3	18/10/2013 3:11 59.9	19/10/2013 4:16 60.4	20/10/2013 5:21 58.4	
15/10/2013 0:01 N/A	16/10/2013 1:06 60.9	17/10/2013 2:11 59.2	18/10/2013 3:16 59.9	19/10/2013 4:21 59.6	20/10/2013 5:26 63.6	
15/10/2013 0:06 N/A	16/10/2013 1:11 61.1	17/10/2013 2:16 58.1	18/10/2013 3:21 61.8	19/10/2013 4:26 59.2	20/10/2013 5:31 60.9	
15/10/2013 0:11 N/A	16/10/2013 1:16 60.6	17/10/2013 2:21 58.6	18/10/2013 3:26 61.6	19/10/2013 4:31 60.1	20/10/2013 5:36 58.0	
15/10/2013 0:16 N/A	16/10/2013 1:21 60.6	17/10/2013 2:26 58.5	18/10/2013 3:31 59.4	19/10/2013 4:36 59.6	20/10/2013 5:41 59.4	
15/10/2013 0:21 N/A	16/10/2013 1:26 61.1	17/10/2013 2:31 58.9	18/10/2013 3:36 59.8	19/10/2013 4:41 60.9	20/10/2013 5:46 58.8	
15/10/2013 0:26 N/A	16/10/2013 1:31 60.8	17/10/2013 2:36 59.7	18/10/2013 3:41 59.4	19/10/2013 4:46 60.7	20/10/2013 5:51 60.9	
15/10/2013 0:31 N/A	16/10/2013 1:36 60.1	17/10/2013 2:41 59.8	18/10/2013 3:46 59.8	19/10/2013 4:51 59.4	20/10/2013 5:56 59.9	
15/10/2013 0:36 N/A	16/10/2013 1:41 60.6	17/10/2013 2:46 58.9	18/10/2013 3:51 59.7	19/10/2013 4:56 59.7	20/10/2013 6:01 58.0	
15/10/2013 0:41 N/A	16/10/2013 1:46 60.1	17/10/2013 2:51 58.0	18/10/2013 3:56 60.1	19/10/2013 5:01 59.4	20/10/2013 6:06 60.0	
15/10/2013 0:46 N/A	16/10/2013 1:51 59.6	17/10/2013 2:56 57.7	18/10/2013 4:01 59.0	19/10/2013 5:06 60.6	20/10/2013 6:11 60.1	
15/10/2013 0:51 N/A	16/10/2013 1:56 59.9	17/10/2013 3:01 56.5	18/10/2013 4:06 59.1	19/10/2013 5:11 60.4	20/10/2013 6:16 59.5	
15/10/2013 0:56 N/A	16/10/2013 2:01 58.9	17/10/2013 3:06 57.5	18/10/2013 4:11 59.0	19/10/2013 5:16 60.5	20/10/2013 6:21 61.5	
15/10/2013 1:01 N/A	16/10/2013 2:06 59.6	17/10/2013 3:11 58.4	18/10/2013 4:16 60.4	19/10/2013 5:21 59.6	20/10/2013 6:26 60.4	
15/10/2013 1:06 N/A	16/10/2013 2:11 59.1	17/10/2013 3:16 57.8	18/10/2013 4:21 59.6	19/10/2013 5:26 59.9	20/10/2013 6:31 60.8	
15/10/2013 1:11 N						

Real-time Noise Data		RTN2a (Hong Kong Electric Centre)									
21/10/2013 1:06	60.6	22/10/2013 2:11	60.3	23/10/2013 3:16	58.7	24/10/2013 4:21	57.8	25/10/2013 5:26	58.9	26/10/2013 6:31	62.3
21/10/2013 1:11	60.0	22/10/2013 2:16	60.5	23/10/2013 3:21	57.8	24/10/2013 4:26	56.9	25/10/2013 5:31	58.7	26/10/2013 6:36	62.7
21/10/2013 1:16	60.8	22/10/2013 2:21	60.8	23/10/2013 3:26	56.4	24/10/2013 4:31	56.9	25/10/2013 5:36	59.7	26/10/2013 6:41	63.3
21/10/2013 1:21	61.2	22/10/2013 2:26	59.5	23/10/2013 3:31	57.9	24/10/2013 4:36	58.0	25/10/2013 5:41	59.3	26/10/2013 6:46	62.7
21/10/2013 1:26	63.6	22/10/2013 2:31	58.8	23/10/2013 3:36	58.5	24/10/2013 4:41	58.1	25/10/2013 5:46	60.5	26/10/2013 6:51	63.0
21/10/2013 1:31	61.3	22/10/2013 2:36	59.1	23/10/2013 3:41	59.0	24/10/2013 4:46	56.7	25/10/2013 5:51	60.7	26/10/2013 6:56	63.5
21/10/2013 1:36	61.2	22/10/2013 2:41	58.0	23/10/2013 3:46	58.0	24/10/2013 4:51	58.2	25/10/2013 5:56	61.0	26/10/2013 7:01	64.2
21/10/2013 1:41	61.7	22/10/2013 2:46	58.1	23/10/2013 3:51	55.8	24/10/2013 4:56	59.2	25/10/2013 6:01	60.4	26/10/2013 7:06	64.3
21/10/2013 1:46	61.0	22/10/2013 2:51	59.0	23/10/2013 3:56	56.7	24/10/2013 5:01	58.1	25/10/2013 6:06	61.3	26/10/2013 7:11	64.4
21/10/2013 1:51	61.1	22/10/2013 2:56	57.3	23/10/2013 4:01	58.4	24/10/2013 5:06	58.5	25/10/2013 6:11	61.6	26/10/2013 7:16	64.2
21/10/2013 1:56	61.0	22/10/2013 3:01	57.5	23/10/2013 4:06	58.4	24/10/2013 5:11	58.7	25/10/2013 6:16	61.7	26/10/2013 7:21	64.3
21/10/2013 2:01	60.5	22/10/2013 3:06	58.2	23/10/2013 4:11	57.4	24/10/2013 5:16	57.7	25/10/2013 6:21	61.3	26/10/2013 7:26	63.4
21/10/2013 2:06	60.8	22/10/2013 3:11	58.0	23/10/2013 4:16	58.6	24/10/2013 5:21	58.1	25/10/2013 6:26	62.1	26/10/2013 7:31	64.3
21/10/2013 2:11	59.9	22/10/2013 3:16	57.6	23/10/2013 4:21	58.7	24/10/2013 5:26	58.3	25/10/2013 6:31	62.7	26/10/2013 7:36	64.0
21/10/2013 2:16	60.0	22/10/2013 3:21	58.4	23/10/2013 4:26	57.5	24/10/2013 5:31	58.9	25/10/2013 6:36	63.3	26/10/2013 7:41	64.2
21/10/2013 2:21	59.3	22/10/2013 3:26	56.7	23/10/2013 4:31	57.4	24/10/2013 5:36	59.4	25/10/2013 6:41	63.5	26/10/2013 7:46	65.3
21/10/2013 2:26	60.1	22/10/2013 3:31	57.5	23/10/2013 4:36	57.3	24/10/2013 5:41	59.9	25/10/2013 6:46	64.2	26/10/2013 7:51	63.5
21/10/2013 2:31	59.8	22/10/2013 3:36	58.0	23/10/2013 4:41	57.4	24/10/2013 5:46	59.2	25/10/2013 6:51	64.2	26/10/2013 7:56	63.6
21/10/2013 2:36	59.1	22/10/2013 3:41	56.5	23/10/2013 4:46	56.9	24/10/2013 5:51	60.4	25/10/2013 6:56	64.6	27/10/2013 0:01	63.6
21/10/2013 2:41	59.0	22/10/2013 3:46	57.8	23/10/2013 4:51	56.7	24/10/2013 5:56	60.5	25/10/2013 7:01	64.6	27/10/2013 0:06	63.3
21/10/2013 2:46	59.3	22/10/2013 3:51	56.3	23/10/2013 4:56	58.3	24/10/2013 6:01	59.2	25/10/2013 7:06	64.9	27/10/2013 0:11	63.7
21/10/2013 2:51	59.5	22/10/2013 3:56	57.8	23/10/2013 5:01	60.0	24/10/2013 6:06	60.7	25/10/2013 7:11	65.1	27/10/2013 0:16	63.6
21/10/2013 2:56	59.2	22/10/2013 4:01	56.4	23/10/2013 5:06	60.5	24/10/2013 6:11	61.5	25/10/2013 7:16	64.3	27/10/2013 0:21	65.1
21/10/2013 3:01	58.8	22/10/2013 4:06	58.0	23/10/2013 5:11	60.0	24/10/2013 6:16	62.0	25/10/2013 7:21	64.5	27/10/2013 0:26	63.1
21/10/2013 3:06	58.6	22/10/2013 4:11	56.3	23/10/2013 5:16	60.6	24/10/2013 6:21	61.9	25/10/2013 7:26	64.0	27/10/2013 0:31	64.6
21/10/2013 3:11	57.9	22/10/2013 4:16	57.7	23/10/2013 5:21	60.3	24/10/2013 6:26	62.7	25/10/2013 7:31	64.0	27/10/2013 0:36	62.9
21/10/2013 3:16	58.2	22/10/2013 4:21	59.5	23/10/2013 5:26	60.6	24/10/2013 6:31	62.6	25/10/2013 7:36	64.1	27/10/2013 0:41	62.9
21/10/2013 3:21	58.5	22/10/2013 4:26	56.7	23/10/2013 5:31	59.5	24/10/2013 6:36	62.8	25/10/2013 7:41	64.5	27/10/2013 0:46	63.2
21/10/2013 3:26	57.4	22/10/2013 4:31	57.5	23/10/2013 5:36	60.6	24/10/2013 6:41	63.8	25/10/2013 7:46	64.4	27/10/2013 0:51	62.8
21/10/2013 3:31	58.6	22/10/2013 4:36	58.0	23/10/2013 5:41	61.0	24/10/2013 6:46	63.7	25/10/2013 7:51	63.7	27/10/2013 0:56	63.3
21/10/2013 3:36	58.5	22/10/2013 4:41	58.3	23/10/2013 5:46	60.4	24/10/2013 6:51	63.8	25/10/2013 7:56	64.0	27/10/2013 1:01	62.5
21/10/2013 3:41	58.4	22/10/2013 4:46	57.6	23/10/2013 5:51	60.7	24/10/2013 6:56	63.8	26/10/2013 0:01	64.6	27/10/2013 1:06	62.5
21/10/2013 3:46	57.5	22/10/2013 4:51	57.6	23/10/2013 5:56	61.5	24/10/2013 7:01	63.9	26/10/2013 0:06	63.6	27/10/2013 1:11	62.6
21/10/2013 3:51	57.7	22/10/2013 4:56	58.4	23/10/2013 6:01	61.0	24/10/2013 7:06	63.6	26/10/2013 0:11	64.0	27/10/2013 1:16	62.6
21/10/2013 3:56	58.2	22/10/2013 5:01	58.2	23/10/2013 6:06	62.1	24/10/2013 7:11	64.2	26/10/2013 0:16	64.2	27/10/2013 1:21	62.4
21/10/2013 4:01	56.4	22/10/2013 5:06	59.2	23/10/2013 6:11	62.0	24/10/2013 7:16	63.8	26/10/2013 0:21	63.7	27/10/2013 1:26	62.4
21/10/2013 4:06	57.4	22/10/2013 5:11	58.0	23/10/2013 6:16	62.9	24/10/2013 7:21	64.2	26/10/2013 0:26	63.8	27/10/2013 1:31	62.6
21/10/2013 4:11	57.6	22/10/2013 5:16	57.5	23/10/2013 6:21	62.8	24/10/2013 7:26	63.7	26/10/2013 0:31	63.9	27/10/2013 1:36	62.0
21/10/2013 4:16	57.5	22/10/2013 5:21	59.0	23/10/2013 6:26	63.3	24/10/2013 7:31	64.0	26/10/2013 0:36	63.0	27/10/2013 1:41	62.1
21/10/2013 4:21	57.2	22/10/2013 5:26	58.6	23/10/2013 6:31	63.1	24/10/2013 7:36	64.2	26/10/2013 0:41	62.9	27/10/2013 1:46	60.9
21/10/2013 4:26	57.3	22/10/2013 5:31	58.6	23/10/2013 6:36	63.2	24/10/2013 7:41	63.6	26/10/2013 0:46	65.3	27/10/2013 1:51	61.6
21/10/2013 4:31	56.8	22/10/2013 5:36	59.2	23/10/2013 6:41	63.4	24/10/2013 7:46	63.5	26/10/2013 0:51	63.4	27/10/2013 1:56	61.6
21/10/2013 4:36	58.8	22/10/2013 5:41	59.6	23/10/2013 6:46	63.9	24/10/2013 7:51	63.4	26/10/2013 0:56	63.1	27/10/2013 2:01	61.6
21/10/2013 4:41	57.0	22/10/2013 5:46	60.0	23/10/2013 6:51	64.4	24/10/2013 7:56	63.5	26/10/2013 1:01	63.0	27/10/2013 2:06	61.4
21/10/2013 4:46	58.7	22/10/2013 5:51	60.1	23/10/2013 6:56	64.4	25/10/2013 0:01	63.0	26/10/2013 1:06	63.0	27/10/2013 2:11	61.9
21/10/2013 4:51	58.9	22/10/2013 5:56	60.3	23/10/2013 7:01	63.7	25/10/2013 0:06	63.4	26/10/2013 1:11	62.4	27/10/2013 2:16	60.9
21/10/2013 4:56	57.3	22/10/2013 6:01	59.8	23/10/2013 7:06	63.6	25/10/2013 0:11	63.6	26/10/2013 1:16	62.7	27/10/2013 2:21	61.5
21/10/2013 5:01	58.7	22/10/2013 6:06	60.8	23/10/2013 7:11	64.8	25/10/2013 0:16	62.7	26/10/2013 1:21	62.9	27/10/2013 2:26	61.4
21/10/2013 5:06	58.4	22/10/2013 6:11	61.1	23/10/2013 7:16	63.8	25/10/2013 0:21	62.9	26/10/2013 1:26	63.0	27/10/2013 2:31	61.2
21/10/2013 5:11	57.1	22/10/2013 6:16	61.6	23/10/2013 7:21	63.8	25/10/2013 0:26	63.3	26/10/2013 1:31	62.9	27/10/2013 2:36	61.3
21/10/2013 5:16	59.1	22/10/2013 6:21	62.2	23/10/2013 7:26	63.6	25/10/2013 0:31	62.4	26/10/2013 1:36	62.8	27/10/2013 2:41	60.9
21/10/2013 5:21	58.9	22/10/2013 6:26	62.2	23/10/2013 7:31	63.9	25/10/2013 0:36	62.3	26/10/2013 1:41	62.6	27/10/2013 2:46	60.6
21/10/2013 5:26	59.0	22/10/2013 6:31	62.7	23/10/2013 7:36	63.7	25/10/2013 0:41	62.3	26/10/2013 1:46	62.0	27/10/2013 2:51	60.7
21/10/2013 5:31	59.2	22/10/2013 6:36	63.6	23/10/2013 7:41	63.5	25/10/2013 0:46	62.0	26/10/2013 1:51	62.2	27/10/2013 2:56	60.6
21/10/2013 5:36	59.8	22/10/2013 6:41	63.4	23/10/2013 7:46	63.4	25/10/2013 0:51	61.6	26/10/2013 1:56	62.4	27/10/2013 3:01	61.1
21/10/2013 5:41	59.9	22/10/2013 6:46	63.8	23/10/2013 7:51	63.4	25/10/2013 0:56	65.3	26/10/2013 2:01	61.9	27/10/2013 3:06	60.6
21/10/2013 5:46	60.1	22/10/2013 6:51	64.0	23/10/2013 7:56	63.2	25/10/2013 1:01	61.9	26/10/2013 2:06	62.5	27/10/2013 3:11	61.0
21/10/2013 5:51	60.2	22/10/2013 6:56	64.3	24/10/2013 0:01	66.1	25/10/2013 1:06	63.1	26/10/2013 2:11	62.0	27/10/2013 3:16	61.3
21/10/2013 5:56	60.1	22/10/2013 7:01	63.4	24/10/2013 0:06	63.4	25/10/2013 1:11	61.8	26/10/2013 2:16	62.2	27/10/2013 3:21	61.4
21/10/2013 6:01	60.4	22/10/2013 7:06	63.7	24/10/2013 0:11	62.8	25/10/2013 1:16	62.0	26/10/2013 2:21	61.1	27/10/2013 3:26	60.0
21/10/2013 6:06	61.3	22/10/2013 7:11	63.5	24/10/2013 0:16	63.3	25/10/2013 1:21	61.2	26/10/2013 2:26	62.2	27/10/2013 3:31	60.8
21/10/2013 6:11	61.4	22/10/2013 7:16	63.5	24/10/2013 0:21	62.5	25/10/2013 1:26	61.0	26/10/2013 2:31	61.3	27/10/2013 3:36	61.8
21/10/2013 6:16	61.8	22/10/2013 7:21	63.3	24/10/2013 0:26	62.9	25/10/2013 1:31	60.7	26/10/2013 2:36	61.3	27/10/2013 3:41	60.5
21/10/2013 6:21	62.5	22/10/2013 7:26	62.9	24/10/2013 0:31	62.8	25/10/2013 1:36	61.8	26/10/2013 2:41	61.7	27/10/2013 3:46	60.5
21/10/2013 6:26	63.2	22/10/2013 7:31	63.1	24/10/2013 0:36	62.6	25/10/2013 1:41	60.7	26/10/2013 2:46	62.6	27/10/2013 3:51	60.6
21/10/2013 6:31	62.7	22/10/2013 7:36	62.9	24/10/2013 0:41	62.0	25/10/2013 1:46	60.7	26/10/2013 2:51	61.6	27/10/2013 3:56	60.6
21/10/2013 6:36	63.6	22/10/2013 7:41	62.8	24/10/2013 0:46	61.7	25/10/2013 1:51	59.8	26/10/2013 2:56	60.6	27/10/2013 4:01	59.4
21/10/2013 6:41	63.7	22/10/2013 7:46	64.7	24/10/2013 0:51	61.2	25/10/2013 1:56	60.9	26/10/2013 3:01	61.6	27/10/2013 4:06	60.2
21/10/2013 6:46	64.2	22/10/2013 7:51	63.4	24/10/2013 0:56	61.6	25/10/2013 2:0					

Real-time Noise Data RTN2a (Hong Kong Electric Centre)

27/10/2013 23:36 62.9  
27/10/2013 23:41 63.2  
27/10/2013 23:46 63.3  
27/10/2013 23:51 64.0  
27/10/2013 23:56 62.7

Due to electricity  
maintenance work of  
Hong Kong Electric  
Centre, the monitoring  
was temporary  
suspended from 13 Oct  
2013 22:06 to 15 Oct  
2013 17:01.



Real-time Noise Data	RTN3 (Po Leung Kuk Yu Lee Mo Fan Memorial School)			
<u>Normal Day 07:00-19:00</u>	4/10/2013 12:01 65.9	9/10/2013 18:31 67.9	16/10/2013 13:01 68.9	22/10/2013 7:31 69.1
28/9/2013 7:01 67.2	4/10/2013 12:31 65.1	10/10/2013 7:01 67.3	16/10/2013 13:31 68.6	22/10/2013 8:01 67.6
28/9/2013 7:31 67.9	4/10/2013 13:01 68.3	10/10/2013 7:31 68.3	16/10/2013 14:01 68.6	22/10/2013 8:31 66.2
28/9/2013 8:01 68.7	4/10/2013 13:31 56.3	10/10/2013 8:01 66.6	16/10/2013 14:31 68.7	22/10/2013 9:01 68.4
28/9/2013 8:31 61.7	4/10/2013 14:01 66.6	10/10/2013 8:31 66.9	16/10/2013 15:01 68.7	22/10/2013 9:31 69.2
28/9/2013 9:01 69.7	4/10/2013 14:31 67.8	10/10/2013 9:01 67.0	16/10/2013 15:31 68.9	22/10/2013 10:01 50.9
28/9/2013 9:31 69.5	4/10/2013 15:01 68.8	10/10/2013 9:31 68.8	16/10/2013 16:01 68.6	22/10/2013 10:31 54.0
28/9/2013 10:01 59.4	4/10/2013 15:31 68.8	10/10/2013 10:01 68.6	16/10/2013 16:31 68.8	22/10/2013 11:01 69.3
28/9/2013 10:31 69.3	4/10/2013 16:01 51.8	10/10/2013 10:31 69.0	16/10/2013 17:01 68.3	22/10/2013 11:31 69.0
28/9/2013 11:01 49.6	4/10/2013 16:31 57.9	10/10/2013 11:01 69.3	16/10/2013 17:31 68.1	22/10/2013 12:01 68.4
28/9/2013 11:31 68.7	4/10/2013 17:01 69.0	10/10/2013 11:31 68.2	16/10/2013 18:01 68.1	22/10/2013 12:31 68.3
28/9/2013 12:01 68.2	4/10/2013 17:31 68.1	10/10/2013 12:01 68.1	16/10/2013 18:31 68.0	22/10/2013 13:01 68.2
28/9/2013 12:31 68.4	4/10/2013 18:01 67.8	10/10/2013 12:31 68.0	17/10/2013 7:01 68.2	22/10/2013 13:31 68.7
28/9/2013 13:01 68.6	4/10/2013 18:31 65.7	10/10/2013 13:01 68.7	17/10/2013 7:31 68.5	22/10/2013 14:01 68.6
28/9/2013 13:31 69.1	5/10/2013 7:01 66.9	10/10/2013 13:31 55.4	17/10/2013 8:01 66.4	22/10/2013 14:31 69.2
28/9/2013 14:01 69.5	5/10/2013 7:31 67.6	10/10/2013 14:01 69.6	17/10/2013 8:31 65.8	22/10/2013 15:01 68.8
28/9/2013 14:31 69.6	5/10/2013 8:01 68.1	10/10/2013 14:31 68.9	17/10/2013 9:01 67.0	22/10/2013 15:31 68.9
28/9/2013 15:01 68.3	5/10/2013 8:31 68.5	10/10/2013 15:01 69.1	17/10/2013 9:31 67.6	22/10/2013 16:01 69.2
28/9/2013 15:31 68.0	5/10/2013 9:01 60.4	10/10/2013 15:31 69.6	17/10/2013 10:01 68.7	22/10/2013 16:31 68.8
28/9/2013 16:01 69.5	5/10/2013 9:31 57.6	10/10/2013 16:01 69.5	17/10/2013 10:31 68.9	22/10/2013 17:01 68.4
28/9/2013 16:31 68.3	5/10/2013 10:01 69.2	10/10/2013 16:31 66.6	17/10/2013 11:01 68.7	22/10/2013 17:31 68.4
28/9/2013 17:01 68.6	5/10/2013 10:31 69.6	10/10/2013 17:01 68.5	17/10/2013 11:31 68.6	22/10/2013 18:01 68.0
28/9/2013 17:31 68.2	5/10/2013 11:01 68.9	10/10/2013 17:31 66.2	17/10/2013 12:01 68.2	22/10/2013 18:31 68.0
28/9/2013 18:01 68.0	5/10/2013 11:31 68.2	10/10/2013 18:01 68.1	17/10/2013 12:31 68.3	23/10/2013 7:01 68.7
28/9/2013 18:31 68.2	5/10/2013 12:01 67.8	10/10/2013 18:31 68.2	17/10/2013 13:01 68.5	23/10/2013 7:31 69.5
30/9/2013 7:01 58.6	5/10/2013 12:31 67.9	11/10/2013 7:01 68.3	17/10/2013 13:31 68.6	23/10/2013 8:01 68.0
30/9/2013 7:31 61.3	5/10/2013 13:01 68.7	11/10/2013 7:31 68.6	17/10/2013 14:01 68.3	23/10/2013 8:31 65.8
30/9/2013 8:01 62.1	5/10/2013 13:31 52.3	11/10/2013 8:01 66.7	17/10/2013 14:31 68.4	23/10/2013 9:01 67.5
30/9/2013 8:31 69.0	5/10/2013 14:01 68.4	11/10/2013 8:31 64.9	17/10/2013 15:01 68.7	23/10/2013 9:31 69.2
30/9/2013 9:01 69.2	5/10/2013 14:31 69.4	11/10/2013 9:01 67.0	17/10/2013 15:31 68.4	23/10/2013 10:01 69.4
30/9/2013 9:31 69.0	5/10/2013 15:01 69.0	11/10/2013 9:31 68.6	17/10/2013 16:01 68.5	23/10/2013 10:31 69.3
30/9/2013 10:01 65.3	5/10/2013 15:31 68.5	11/10/2013 10:01 68.8	17/10/2013 16:31 68.9	23/10/2013 11:01 68.7
30/9/2013 10:31 62.6	5/10/2013 16:01 68.7	11/10/2013 10:31 68.4	17/10/2013 17:01 68.7	23/10/2013 11:31 68.2
30/9/2013 11:01 62.9	5/10/2013 16:31 68.6	11/10/2013 11:01 68.6	17/10/2013 17:31 68.7	23/10/2013 12:01 67.7
30/9/2013 11:31 69.3	5/10/2013 17:01 68.1	11/10/2013 11:31 65.8	17/10/2013 18:01 68.4	23/10/2013 12:31 68.2
30/9/2013 12:01 69.3	5/10/2013 17:31 68.1	11/10/2013 12:01 63.6	17/10/2013 18:31 68.2	23/10/2013 13:01 67.9
30/9/2013 12:31 68.8	5/10/2013 18:01 67.8	11/10/2013 12:31 65.5	18/10/2013 7:01 68.4	23/10/2013 13:31 68.4
30/9/2013 13:01 63.9	5/10/2013 18:31 67.9	11/10/2013 13:01 67.9	18/10/2013 7:31 68.9	23/10/2013 14:01 68.4
30/9/2013 13:31 67.3	7/10/2013 7:01 68.0	11/10/2013 13:31 68.0	18/10/2013 8:01 68.7	23/10/2013 14:31 68.6
30/9/2013 14:01 66.2	7/10/2013 7:31 68.6	11/10/2013 14:01 67.8	18/10/2013 8:31 67.4	23/10/2013 15:01 68.6
30/9/2013 14:31 65.5	7/10/2013 8:01 68.2	11/10/2013 14:31 68.2	18/10/2013 9:01 68.2	23/10/2013 15:31 69.2
30/9/2013 15:01 65.1	7/10/2013 8:31 65.6	11/10/2013 15:01 68.4	18/10/2013 9:31 69.0	23/10/2013 16:01 69.4
30/9/2013 15:31 69.4	7/10/2013 9:01 69.2	11/10/2013 15:31 68.9	18/10/2013 10:01 69.3	23/10/2013 16:31 68.8
30/9/2013 16:01 68.5	7/10/2013 9:31 63.2	11/10/2013 16:01 68.9	18/10/2013 10:31 69.3	23/10/2013 17:01 68.5
30/9/2013 16:31 69.2	7/10/2013 10:01 69.5	11/10/2013 16:31 68.6	18/10/2013 11:01 68.8	23/10/2013 17:31 68.4
30/9/2013 17:01 69.2	7/10/2013 10:31 69.1	11/10/2013 17:01 66.0	18/10/2013 11:31 68.5	23/10/2013 18:01 68.3
30/9/2013 17:31 50.5	7/10/2013 11:01 69.6	11/10/2013 17:31 68.6	18/10/2013 12:01 68.2	23/10/2013 18:31 68.3
30/9/2013 18:01 60.3	7/10/2013 11:31 68.2	11/10/2013 18:01 68.2	18/10/2013 12:31 68.2	24/10/2013 7:01 68.9
30/9/2013 18:31 69.6	7/10/2013 12:01 68.0	11/10/2013 18:31 65.8	18/10/2013 13:01 68.5	24/10/2013 7:31 68.8
2/10/2013 7:01 68.4	7/10/2013 12:31 68.2	12/10/2013 7:01 67.2	18/10/2013 13:31 69.1	24/10/2013 8:01 68.0
2/10/2013 7:31 69.1	7/10/2013 13:01 68.4	12/10/2013 7:31 68.0	18/10/2013 14:01 69.1	24/10/2013 8:31 67.6
2/10/2013 8:01 68.2	7/10/2013 13:31 57.4	12/10/2013 8:01 68.4	18/10/2013 14:31 69.2	24/10/2013 9:01 69.1
2/10/2013 8:31 67.5	7/10/2013 14:01 69.6	12/10/2013 8:31 68.7	18/10/2013 15:01 68.3	24/10/2013 9:31 69.0
2/10/2013 9:01 69.0	7/10/2013 14:31 56.9	12/10/2013 9:01 68.8	18/10/2013 15:31 69.3	24/10/2013 10:01 69.5
2/10/2013 9:31 69.2	7/10/2013 15:01 53.4	12/10/2013 9:31 68.5	18/10/2013 16:01 68.1	24/10/2013 10:31 69.4
2/10/2013 10:01 67.2	7/10/2013 15:31 69.5	12/10/2013 10:01 68.4	18/10/2013 16:31 68.6	24/10/2013 11:01 69.2
2/10/2013 10:31 65.8	7/10/2013 16:01 63.3	12/10/2013 10:31 68.2	18/10/2013 17:01 68.7	24/10/2013 11:31 68.7
2/10/2013 11:01 67.8	7/10/2013 16:31 69.1	12/10/2013 11:01 68.0	18/10/2013 17:31 68.1	24/10/2013 12:01 68.4
2/10/2013 11:31 68.8	7/10/2013 17:01 68.8	12/10/2013 11:31 68.0	18/10/2013 18:01 67.8	24/10/2013 12:31 68.5
2/10/2013 12:01 69.1	7/10/2013 17:31 68.4	12/10/2013 12:01 68.0	18/10/2013 18:31 67.4	24/10/2013 13:01 68.5
2/10/2013 12:31 68.5	7/10/2013 18:01 68.2	12/10/2013 12:31 67.8	19/10/2013 7:01 67.1	24/10/2013 13:31 68.8
2/10/2013 13:01 68.5	7/10/2013 18:31 68.0	12/10/2013 13:01 67.9	19/10/2013 7:31 67.9	24/10/2013 14:01 68.7
2/10/2013 13:31 68.7	8/10/2013 7:01 68.1	12/10/2013 13:31 68.0	19/10/2013 8:01 68.3	24/10/2013 14:31 68.6
2/10/2013 14:01 68.6	8/10/2013 7:31 68.5	12/10/2013 14:01 67.6	19/10/2013 8:31 68.6	24/10/2013 15:01 68.7
2/10/2013 14:31 68.6	8/10/2013 8:01 68.6	12/10/2013 14:31 67.9	19/10/2013 9:01 68.9	24/10/2013 15:31 68.9
2/10/2013 15:01 68.6	8/10/2013 8:31 69.3	12/10/2013 15:01 67.6	19/10/2013 9:31 68.5	24/10/2013 16:01 69.2
2/10/2013 15:31 69.6	8/10/2013 9:01 69.7	12/10/2013 15:31 67.6	19/10/2013 10:01 68.6	24/10/2013 16:31 69.0
2/10/2013 16:01 68.8	8/10/2013 9:31 58.0	12/10/2013 16:01 68.2	19/10/2013 10:31 68.8	24/10/2013 17:01 68.4
2/10/2013 16:31 69.1	8/10/2013 10:01 58.5	12/10/2013 16:31 68.4	19/10/2013 11:01 68.0	24/10/2013 17:31 68.4
2/10/2013 17:01 68.8	8/10/2013 10:31 56.9	12/10/2013 17:01 68.3	19/10/2013 11:31 68.4	24/10/2013 18:01 64.5
2/10/2013 17:31 68.8	8/10/2013 11:01 69.4	12/10/2013 17:31 67.8	19/10/2013 12:01 68.4	24/10/2013 18:31 66.9
2/10/2013 18:01 68.8	8/10/2013 11:31 68.7	12/10/2013 18:01 67.8	19/10/2013 12:31 68.2	25/10/2013 7:01 68.3
2/10/2013 18:31 68.5	8/10/2013 12:01 68.1	12/10/2013 18:31 67.6	19/10/2013 13:01 68.2	25/10/2013 7:31 68.9
2/10/2013 19:01 68.2	8/10/2013 12:31 67.9	15/10/2013 7:01 68.5	19/10/2013 13:31 68.4	25/10/2013 8:01 67.3
2/10/2013 19:31 67.8	8/10/2013 13:01 68.6	15/10/2013 7:31 68.5	19/10/2013 14:01 68.6	25/10/2013 8:31 66.1
3/10/2013 7:01 68.3	8/10/2013 13:31 69.5	15/10/2013 8:01 67.0	19/10/2013 14:31 68.8	25/10/2013 9:01 67.7
3/10/2013 7:31 52.7	8/10/2013 14:01 37.3	15/10/2013 8:31 65.4	19/10/2013 15:01 68.2	25/10/2013 9:31 68.2
3/10/2013 8:01 69.0	8/10/2013 14:31 53.5	15/10/2013 9:01 67.2	19/10/2013 15:31 68.2	25/10/2013 10:01 68.7
3/10/2013 8:31 69.1	8/10/2013 15:01 69.3	15/10/2013 9:31 68.8	19/10/2013 16:01 68.4	25/10/2013 10:31 68.4
3/10/2013 9:01 64.5	8/10/2013 15:31 68.7	15/10/2013 10:01 68.4	19/10/2013 16:31 68.8	25/10/2013 11:01 68.4
3/10/2013 9:31 61.8	8/10/2013 16:01 68.6	15/10/2013 10:31 68.6	19/10/2013 17:01 68.3	25/10/2013 11:31 68.6
3/10/2013 10:01 63.0	8/10/2013 16:31 68.8	15/10/2013 11:01 68.6	19/10/2013 17:31 68.0	25/10/2013 12:01 68.5
3/10/2013 10:31 62.4	8/10/2013 17:01 68.8	15/10/2013 11:31 68.2	19/10/2013 18:01 68.0	25/10/2013 12:31 68.1
3/10/2013 11:01 55.3	8/10/2013 17:31 68.3	15/10/2013 12:01 68.0	19/10/2013 18:31 67.9	25/10/2013 13:01 68.2
3/10/2013 11:31 68.5	8/10/2013 18:01 68.1	15/10/2013 12:31 67.1	21/10/2013 7:01 68.7	25/10/2013 13:31 68.6
3/10/2013 12:01 68.4	8/10/2013 18:31 68.0	15/10/2013 13:01 68.1	21/10/2013 7:31 69.1	25/10/2013 14:01 68.3
3/10/2013 12:31 68.5	9/10/2013 7:01 67.8	15/10/2013 13:31 68.0	21/10/2013 8:01 67.3	25/10/2013 14:31 68.7
3/10/2013 13:01 68.4	9/10/2013 7:31 68.3	15/10/2013 14:01 68.2	21/10/2013 8:31 65.8	25/10/2013 15:01 68.8
3/10/2013 13:31 69.5	9/10/2013 8:01 68.1	15/10/2013 14:31 68.8	21/10/2013 9	

Real-time Noise Data		RTN3 (Po Leung Kuk Yu Lee Mo Fan Memorial School)									
29/9/2013 10:51	63.5	29/9/2013 19:56	66.4	1/10/2013 9:01	57.5	1/10/2013 18:06	60.9	3/10/2013 19:11	64.9	5/10/2013 20:16	55.2
29/9/2013 10:56	64.0	29/9/2013 20:01	57.9	1/10/2013 9:06	61.1	1/10/2013 18:11	60.5	3/10/2013 19:16	65.6	5/10/2013 20:21	53.7
29/9/2013 11:01	63.6	29/9/2013 20:06	58.9	1/10/2013 9:11	57.5	1/10/2013 18:16	61.1	3/10/2013 19:21	61.7	5/10/2013 20:26	57.2
29/9/2013 11:06	63.9	29/9/2013 20:11	66.4	1/10/2013 9:16	61.5	1/10/2013 18:21	64.1	3/10/2013 19:26	61.4	5/10/2013 20:31	52.8
29/9/2013 11:11	65.0	29/9/2013 20:16	56.1	1/10/2013 9:21	58.8	1/10/2013 18:26	60.9	3/10/2013 19:31	62.2	5/10/2013 20:36	66.4
29/9/2013 11:16	62.9	29/9/2013 20:21	59.8	1/10/2013 9:26	64.2	1/10/2013 18:31	59.4	3/10/2013 19:36	62.0	5/10/2013 20:41	58.3
29/9/2013 11:21	64.1	29/9/2013 20:26	56.1	1/10/2013 9:31	62.0	1/10/2013 18:36	56.1	3/10/2013 19:41	62.2	5/10/2013 20:46	58.7
29/9/2013 11:26	64.7	29/9/2013 20:31	54.0	1/10/2013 9:36	63.3	1/10/2013 18:41	58.4	3/10/2013 19:46	62.0	5/10/2013 20:51	49.7
29/9/2013 11:31	63.3	29/9/2013 20:36	54.0	1/10/2013 9:41	61.6	1/10/2013 18:46	58.5	3/10/2013 19:51	61.4	5/10/2013 20:56	66.4
29/9/2013 11:36	63.5	29/9/2013 20:41	66.5	1/10/2013 9:46	60.9	1/10/2013 18:51	59.4	3/10/2013 19:56	65.6	5/10/2013 21:01	51.0
29/9/2013 11:41	64.1	29/9/2013 20:46	55.9	1/10/2013 9:51	63.8	1/10/2013 18:56	61.4	3/10/2013 20:01	65.4	5/10/2013 21:06	53.9
29/9/2013 11:46	64.3	29/9/2013 20:51	53.7	1/10/2013 9:56	63.2	1/10/2013 19:01	60.8	3/10/2013 20:06	62.4	5/10/2013 21:11	47.1
29/9/2013 11:51	64.7	29/9/2013 20:56	53.0	1/10/2013 10:01	61.6	1/10/2013 19:06	58.3	3/10/2013 20:11	61.5	5/10/2013 21:16	51.0
29/9/2013 11:56	64.4	29/9/2013 21:01	50.2	1/10/2013 10:06	62.6	1/10/2013 19:11	58.9	3/10/2013 20:16	60.3	5/10/2013 21:21	66.4
29/9/2013 12:01	63.7	29/9/2013 21:06	57.2	1/10/2013 10:11	63.2	1/10/2013 19:16	60.3	3/10/2013 20:21	58.9	5/10/2013 21:26	51.0
29/9/2013 12:06	64.4	29/9/2013 21:11	56.5	1/10/2013 10:16	60.9	1/10/2013 19:21	60.7	3/10/2013 20:26	61.5	5/10/2013 21:31	66.4
29/9/2013 12:11	63.4	29/9/2013 21:16	59.3	1/10/2013 10:21	61.7	1/10/2013 19:26	60.6	3/10/2013 20:31	62.5	5/10/2013 21:36	58.6
29/9/2013 12:16	62.9	29/9/2013 21:21	55.6	1/10/2013 10:26	62.6	1/10/2013 19:31	59.6	3/10/2013 20:36	60.1	5/10/2013 21:41	51.0
29/9/2013 12:21	64.5	29/9/2013 21:26	58.0	1/10/2013 10:31	61.8	1/10/2013 19:36	60.9	3/10/2013 20:41	61.4	5/10/2013 21:46	59.8
29/9/2013 12:26	63.2	29/9/2013 21:31	53.4	1/10/2013 10:36	62.8	1/10/2013 19:41	58.7	3/10/2013 20:46	60.3	5/10/2013 21:51	58.3
29/9/2013 12:31	63.8	29/9/2013 21:36	66.3	1/10/2013 10:41	62.0	1/10/2013 19:46	58.0	3/10/2013 20:51	59.7	5/10/2013 21:56	57.5
29/9/2013 12:36	63.7	29/9/2013 21:41	51.0	1/10/2013 10:46	61.0	1/10/2013 19:51	54.0	3/10/2013 20:56	58.9	5/10/2013 22:01	50.6
29/9/2013 12:41	64.3	29/9/2013 21:46	66.2	1/10/2013 10:51	61.4	1/10/2013 19:56	57.9	3/10/2013 21:01	57.5	5/10/2013 22:06	52.2
29/9/2013 12:46	64.2	29/9/2013 21:51	66.5	1/10/2013 10:56	62.0	1/10/2013 20:01	63.6	3/10/2013 21:06	53.7	5/10/2013 22:11	51.7
29/9/2013 12:51	64.3	29/9/2013 21:56	56.1	1/10/2013 11:01	62.4	1/10/2013 20:06	59.4	3/10/2013 21:11	57.5	5/10/2013 22:16	60.4
29/9/2013 12:56	61.8	29/9/2013 22:01	54.2	1/10/2013 11:06	60.6	1/10/2013 20:11	54.7	3/10/2013 21:16	55.0	5/10/2013 22:21	53.4
29/9/2013 13:01	63.3	29/9/2013 22:06	53.0	1/10/2013 11:11	62.1	1/10/2013 20:16	56.0	3/10/2013 21:21	66.5	5/10/2013 22:26	57.1
29/9/2013 13:06	63.0	29/9/2013 22:11	58.9	1/10/2013 11:16	63.0	1/10/2013 20:21	57.5	3/10/2013 21:26	62.6	5/10/2013 22:31	59.7
29/9/2013 13:11	62.6	29/9/2013 22:16	61.0	1/10/2013 11:21	63.6	1/10/2013 20:26	54.6	3/10/2013 21:31	58.6	5/10/2013 22:36	56.8
29/9/2013 13:16	63.5	29/9/2013 22:21	61.3	1/10/2013 11:26	61.9	1/10/2013 20:31	57.1	3/10/2013 21:36	60.7	5/10/2013 22:41	60.3
29/9/2013 13:21	63.1	29/9/2013 22:26	61.8	1/10/2013 11:31	60.6	1/10/2013 20:36	56.8	3/10/2013 21:41	57.5	5/10/2013 22:46	50.2
29/9/2013 13:26	63.2	29/9/2013 22:31	61.6	1/10/2013 11:36	62.4	1/10/2013 20:41	56.1	3/10/2013 21:46	58.7	5/10/2013 22:51	49.7
29/9/2013 13:31	62.9	29/9/2013 22:36	62.2	1/10/2013 11:41	63.2	1/10/2013 20:46	52.2	3/10/2013 21:51	51.7	5/10/2013 22:56	58.5
29/9/2013 13:36	63.7	29/9/2013 22:41	63.1	1/10/2013 11:46	63.8	1/10/2013 20:51	47.1	3/10/2013 21:56	58.2	6/10/2013 7:01	65.3
29/9/2013 13:41	62.2	29/9/2013 22:46	61.4	1/10/2013 11:51	61.8	1/10/2013 20:56	58.2	3/10/2013 22:01	59.3	6/10/2013 7:06	66.1
29/9/2013 13:46	62.9	29/9/2013 22:51	61.3	1/10/2013 11:56	63.3	1/10/2013 21:01	60.5	3/10/2013 22:06	49.7	6/10/2013 7:11	64.8
29/9/2013 13:51	63.5	29/9/2013 22:56	61.5	1/10/2013 12:01	63.5	1/10/2013 21:06	57.3	3/10/2013 22:11	57.0	6/10/2013 7:16	65.2
29/9/2013 13:56	62.7	30/9/2013 19:01	66.0	1/10/2013 12:06	64.4	1/10/2013 21:11	55.7	3/10/2013 22:16	58.9	6/10/2013 7:21	65.4
29/9/2013 14:01	61.2	30/9/2013 19:06	67.2	1/10/2013 12:11	62.7	1/10/2013 21:16	61.0	3/10/2013 22:21	58.4	6/10/2013 7:26	55.2
29/9/2013 14:06	62.5	30/9/2013 19:11	66.9	1/10/2013 12:16	62.7	1/10/2013 21:21	50.2	3/10/2013 22:26	58.9	6/10/2013 7:31	66.0
29/9/2013 14:11	63.6	30/9/2013 19:16	62.1	1/10/2013 12:21	61.8	1/10/2013 21:26	60.1	3/10/2013 22:31	52.5	6/10/2013 7:36	52.8
29/9/2013 14:16	62.6	30/9/2013 19:21	58.5	1/10/2013 12:26	61.6	1/10/2013 21:31	58.0	3/10/2013 22:36	49.7	6/10/2013 7:41	66.3
29/9/2013 14:21	61.4	30/9/2013 19:26	65.6	1/10/2013 12:31	63.5	1/10/2013 21:36	61.0	3/10/2013 22:41	58.4	6/10/2013 7:46	66.4
29/9/2013 14:26	62.8	30/9/2013 19:31	66.4	1/10/2013 12:36	64.5	1/10/2013 21:41	53.7	3/10/2013 22:46	56.6	6/10/2013 7:51	65.4
29/9/2013 14:31	61.6	30/9/2013 19:36	66.4	1/10/2013 12:41	63.9	1/10/2013 21:46	58.4	3/10/2013 22:51	58.0	6/10/2013 7:56	66.3
29/9/2013 14:36	61.8	30/9/2013 19:41	65.5	1/10/2013 12:46	62.7	1/10/2013 21:51	59.9	3/10/2013 22:56	57.0	6/10/2013 8:01	66.0
29/9/2013 14:41	61.8	30/9/2013 19:46	67.0	1/10/2013 12:51	60.9	1/10/2013 21:56	58.6	4/10/2013 19:01	64.4	6/10/2013 8:06	66.1
29/9/2013 14:46	62.7	30/9/2013 19:51	67.1	1/10/2013 12:56	63.4	1/10/2013 22:01	57.1	4/10/2013 19:06	64.7	6/10/2013 8:11	66.0
29/9/2013 14:51	62.0	30/9/2013 19:56	66.8	1/10/2013 13:01	61.2	1/10/2013 22:06	57.3	4/10/2013 19:11	64.8	6/10/2013 8:16	52.2
29/9/2013 14:56	62.3	30/9/2013 20:01	67.1	1/10/2013 13:06	62.2	1/10/2013 22:11	55.5	4/10/2013 19:16	54.0	6/10/2013 8:21	66.4
29/9/2013 15:01	62.2	30/9/2013 20:06	67.9	1/10/2013 13:11	61.0	1/10/2013 22:16	59.7	4/10/2013 19:21	61.8	6/10/2013 8:26	58.4
29/9/2013 15:06	62.3	30/9/2013 20:11	67.0	1/10/2013 13:16	61.4	1/10/2013 22:21	55.9	4/10/2013 19:26	62.7	6/10/2013 8:31	46.2
29/9/2013 15:11	61.5	30/9/2013 20:16	65.7	1/10/2013 13:21	63.0	1/10/2013 22:26	55.3	4/10/2013 19:31	58.7	6/10/2013 8:36	66.4
29/9/2013 15:16	59.5	30/9/2013 20:21	66.7	1/10/2013 13:26	61.0	1/10/2013 22:31	61.2	4/10/2013 19:36	61.6	6/10/2013 8:41	66.5
29/9/2013 15:21	62.9	30/9/2013 20:26	66.3	1/10/2013 13:31	61.3	1/10/2013 22:36	55.0	4/10/2013 19:41	61.4	6/10/2013 8:46	66.2
29/9/2013 15:26	62.9	30/9/2013 20:31	66.8	1/10/2013 13:36	63.8	1/10/2013 22:41	58.9	4/10/2013 19:46	62.4	6/10/2013 8:51	66.3
29/9/2013 15:31	62.6	30/9/2013 20:36	66.9	1/10/2013 13:41	62.5	1/10/2013 22:46	66.5	4/10/2013 19:51	61.5	6/10/2013 8:56	53.9
29/9/2013 15:36	63.0	30/9/2013 20:41	66.3	1/10/2013 13:46	62.0	1/10/2013 22:51	56.3	4/10/2013 19:56	62.2	6/10/2013 9:01	57.0
29/9/2013 15:41	61.9	30/9/2013 20:46	66.3	1/10/2013 13:51	61.8	1/10/2013 22:56	56.0	4/10/2013 20:01	61.3	6/10/2013 9:06	57.3
29/9/2013 15:46	66.4	30/9/2013 20:51	66.1	1/10/2013 13:56	59.3	2/10/2013 19:01	61.9	4/10/2013 20:06	60.7	6/10/2013 9:11	58.6
29/9/2013 15:51	61.5	30/9/2013 20:56	65.8	1/10/2013 14:01	61.3	2/10/2013 19:06	61.4	4/10/2013 20:11	61.3	6/10/2013 9:16	59.1
29/9/2013 15:56	62.3	30/9/2013 21:01	65.2	1/10/2013 14:06	61.8	2/10/2013 19:11	62.4	4/10/2013 20:16	59.1	6/10/2013 9:21	60.0
29/9/2013 16:01	61.1	30/9/2013 21:06	65.9	1/10/2013 14:11	62.8	2/10/2013 19:16	61.0	4/10/2013 20:21	60.5	6/10/2013 9:26	57.9
29/9/2013 16:06	60.2	30/9/2013 21:11	65.6	1/10/2013 14:16	62.1	2/10/2013 19:21	63.4	4/10/2013 20:26	59.7	6/10/2013 9:31	53.0
29/9/2013 16:11	61.8	30/9/2013 21:16	64.8	1/10/2013 14:21	63.1	2/10/2013 19:26	61.5	4/10/2013 20:31	60.3	6/10/2013 9:36	60.6
29/9/2013 16:16	61.0	30/9/2013 21:21	65.4	1/10/2013 14:26	63.6	2/10/2013 19:31	62.2	4/10/2013 20:36	61.5	6/10/2013 9:41	60.2
29/9/2013 16:21	61.1	30/9/2013 21:26	65.5	1/10/2013 14:31	62.0	2/10/2013 19:36	63.1	4/10/2013 20:41	60.0	6/10/2013 9:46	60.6
29/9/2013 16:26	62.4	30/9/2013 21:31	65.4	1/10/2013 14:36	62.6	2/10/2013 19:41	63.0	4/10/2013 20:46	61.2	6/10/2013 9:51	60.3
29/9/2013 16:31	60.9	30/9/2013 21:36	66.2	1/10/2013 14:41	61.8	2/10/2013 19:46	63.5	4/10/2013 20:51	59.8	6/	

Real-time Noise Data		RTN3 (Po Leung Kuk Yu Lee Mo Fan Memorial School)									
6/10/2013 13:21	62.6	6/10/2013 22:26	65.7	9/10/2013 19:31	58.1	11/10/2013 20:36	59.1	13/10/2013 9:41	54.4	13/10/2013 18:46	59.5
6/10/2013 13:26	60.8	6/10/2013 22:31	59.8	9/10/2013 19:36	60.7	11/10/2013 20:41	57.4	13/10/2013 9:46	57.5	13/10/2013 18:51	60.2
6/10/2013 13:31	58.9	6/10/2013 22:36	51.0	9/10/2013 19:41	62.2	11/10/2013 20:46	59.5	13/10/2013 9:51	58.9	13/10/2013 18:56	58.0
6/10/2013 13:36	61.4	6/10/2013 22:41	65.9	9/10/2013 19:46	63.9	11/10/2013 20:51	60.9	13/10/2013 9:56	54.2	13/10/2013 19:01	61.3
6/10/2013 13:41	61.6	6/10/2013 22:46	52.0	9/10/2013 19:51	62.3	11/10/2013 20:56	58.5	13/10/2013 10:01	54.6	13/10/2013 19:06	57.5
6/10/2013 13:46	60.2	6/10/2013 22:51	55.9	9/10/2013 19:56	61.5	11/10/2013 21:01	54.2	13/10/2013 10:06	47.1	13/10/2013 19:11	58.4
6/10/2013 13:51	59.7	6/10/2013 22:56	66.3	9/10/2013 20:01	60.2	11/10/2013 21:06	58.5	13/10/2013 10:11	59.7	13/10/2013 19:16	60.7
6/10/2013 13:56	60.4	7/10/2013 19:01	60.6	9/10/2013 20:06	60.0	11/10/2013 21:11	60.6	13/10/2013 10:16	55.3	13/10/2013 19:21	55.6
6/10/2013 14:01	58.9	7/10/2013 19:06	61.7	9/10/2013 20:11	58.4	11/10/2013 21:16	59.0	13/10/2013 10:21	58.5	13/10/2013 19:26	53.0
6/10/2013 14:06	59.8	7/10/2013 19:11	61.3	9/10/2013 20:16	59.6	11/10/2013 21:21	58.0	13/10/2013 10:26	53.2	13/10/2013 19:31	51.3
6/10/2013 14:11	58.0	7/10/2013 19:16	61.4	9/10/2013 20:21	59.3	11/10/2013 21:26	61.2	13/10/2013 10:31	66.4	13/10/2013 19:36	57.5
6/10/2013 14:16	58.9	7/10/2013 19:21	61.3	9/10/2013 20:26	55.9	11/10/2013 21:31	60.6	13/10/2013 10:36	58.0	13/10/2013 19:41	49.2
6/10/2013 14:21	62.1	7/10/2013 19:26	62.9	9/10/2013 20:31	59.3	11/10/2013 21:36	62.1	13/10/2013 10:41	54.4	13/10/2013 19:46	52.5
6/10/2013 14:26	59.3	7/10/2013 19:31	61.9	9/10/2013 20:36	57.3	11/10/2013 21:41	56.7	13/10/2013 10:46	52.8	13/10/2013 19:51	57.4
6/10/2013 14:31	61.8	7/10/2013 19:36	62.4	9/10/2013 20:41	58.2	11/10/2013 21:46	56.1	13/10/2013 10:51	62.0	13/10/2013 19:56	66.4
6/10/2013 14:36	57.4	7/10/2013 19:41	61.4	9/10/2013 20:46	55.7	11/10/2013 21:51	59.1	13/10/2013 10:56	59.0	13/10/2013 20:01	59.7
6/10/2013 14:41	61.1	7/10/2013 19:46	61.6	9/10/2013 20:51	56.7	11/10/2013 21:56	53.4	13/10/2013 11:01	53.0	13/10/2013 20:06	66.5
6/10/2013 14:46	60.5	7/10/2013 19:51	62.8	9/10/2013 20:56	66.2	11/10/2013 22:01	58.8	13/10/2013 11:06	47.9	13/10/2013 20:11	60.3
6/10/2013 14:51	59.4	7/10/2013 19:56	60.8	9/10/2013 21:01	56.2	11/10/2013 22:06	58.4	13/10/2013 11:11	53.0	13/10/2013 20:16	66.3
6/10/2013 14:56	61.2	7/10/2013 20:01	61.9	9/10/2013 21:06	66.4	11/10/2013 22:11	58.7	13/10/2013 11:16	66.4	13/10/2013 20:21	51.0
6/10/2013 15:01	58.8	7/10/2013 20:06	61.5	9/10/2013 21:11	53.9	11/10/2013 22:16	58.0	13/10/2013 11:21	58.0	13/10/2013 20:26	50.2
6/10/2013 15:06	61.4	7/10/2013 20:11	59.7	9/10/2013 21:16	54.4	11/10/2013 22:21	57.3	13/10/2013 11:26	52.0	13/10/2013 20:31	66.2
6/10/2013 15:11	61.3	7/10/2013 20:16	58.0	9/10/2013 21:21	57.8	11/10/2013 22:26	58.7	13/10/2013 11:31	51.7	13/10/2013 20:36	66.2
6/10/2013 15:16	59.8	7/10/2013 20:21	59.3	9/10/2013 21:26	66.5	11/10/2013 22:31	58.4	13/10/2013 11:36	51.0	13/10/2013 20:41	66.4
6/10/2013 15:21	62.3	7/10/2013 20:26	58.7	9/10/2013 21:31	55.0	11/10/2013 22:36	58.5	13/10/2013 11:41	56.3	13/10/2013 20:46	66.3
6/10/2013 15:26	63.4	7/10/2013 20:31	57.7	9/10/2013 21:36	58.2	11/10/2013 22:41	54.2	13/10/2013 11:46	58.3	13/10/2013 20:51	57.1
6/10/2013 15:31	59.5	7/10/2013 20:36	59.6	9/10/2013 21:41	58.2	11/10/2013 22:46	59.7	13/10/2013 11:51	60.4	13/10/2013 20:56	54.6
6/10/2013 15:36	59.2	7/10/2013 20:41	59.8	9/10/2013 21:46	51.3	11/10/2013 22:51	58.2	13/10/2013 11:56	47.1	13/10/2013 21:01	66.4
6/10/2013 15:41	58.8	7/10/2013 20:46	60.3	9/10/2013 21:51	54.4	11/10/2013 22:56	55.9	13/10/2013 12:01	47.9	13/10/2013 21:06	66.3
6/10/2013 15:46	61.5	7/10/2013 20:51	59.7	9/10/2013 21:56	57.5	12/10/2013 19:01	63.0	13/10/2013 12:06	43.1	13/10/2013 21:11	66.2
6/10/2013 15:51	64.0	7/10/2013 20:56	59.1	9/10/2013 22:01	56.8	12/10/2013 19:06	60.9	13/10/2013 12:11	53.2	13/10/2013 21:16	58.2
6/10/2013 15:56	61.0	7/10/2013 21:01	57.8	9/10/2013 22:06	54.6	12/10/2013 19:11	62.0	13/10/2013 12:16	59.1	13/10/2013 21:21	52.8
6/10/2013 16:01	61.7	7/10/2013 21:06	56.3	9/10/2013 22:11	59.3	12/10/2013 19:16	61.6	13/10/2013 12:21	59.1	13/10/2013 21:26	57.5
6/10/2013 16:06	58.9	7/10/2013 21:11	57.2	9/10/2013 22:16	59.1	12/10/2013 19:21	59.8	13/10/2013 12:26	54.6	13/10/2013 21:31	53.4
6/10/2013 16:11	59.4	7/10/2013 21:16	57.9	9/10/2013 22:21	59.9	12/10/2013 19:26	61.8	13/10/2013 12:31	44.9	13/10/2013 21:36	57.7
6/10/2013 16:16	62.1	7/10/2013 21:21	59.1	9/10/2013 22:26	59.3	12/10/2013 19:31	61.3	13/10/2013 12:36	66.4	13/10/2013 21:41	51.3
6/10/2013 16:21	61.7	7/10/2013 21:26	59.8	9/10/2013 22:31	59.1	12/10/2013 19:36	58.5	13/10/2013 12:41	66.3	13/10/2013 21:46	55.5
6/10/2013 16:26	61.7	7/10/2013 21:31	61.7	9/10/2013 22:36	55.6	12/10/2013 19:41	64.0	13/10/2013 12:46	51.3	13/10/2013 21:51	51.7
6/10/2013 16:31	61.4	7/10/2013 21:36	53.4	9/10/2013 22:41	54.7	12/10/2013 19:46	57.8	13/10/2013 12:51	52.5	13/10/2013 21:56	57.7
6/10/2013 16:36	61.1	7/10/2013 21:41	60.8	9/10/2013 22:46	57.3	12/10/2013 19:51	58.9	13/10/2013 12:56	53.7	13/10/2013 22:01	66.2
6/10/2013 16:41	62.1	7/10/2013 21:46	54.0	9/10/2013 22:51	56.8	12/10/2013 19:56	58.0	13/10/2013 13:01	60.4	13/10/2013 22:06	48.6
6/10/2013 16:46	59.5	7/10/2013 21:51	55.3	9/10/2013 22:56	55.5	12/10/2013 20:01	58.8	13/10/2013 13:06	54.6	13/10/2013 22:11	44.9
6/10/2013 16:51	59.9	7/10/2013 21:56	66.2	10/10/2013 19:01	62.8	12/10/2013 20:06	57.8	13/10/2013 13:11	53.0	13/10/2013 22:16	58.9
6/10/2013 16:56	60.9	7/10/2013 22:01	66.0	10/10/2013 19:06	62.5	12/10/2013 20:11	60.1	13/10/2013 13:16	54.6	13/10/2013 22:21	59.1
6/10/2013 17:01	60.9	7/10/2013 22:06	66.0	10/10/2013 19:11	63.5	12/10/2013 20:16	54.9	13/10/2013 13:21	66.5	13/10/2013 22:26	66.3
6/10/2013 17:06	60.6	7/10/2013 22:11	54.4	10/10/2013 19:16	63.2	12/10/2013 20:21	51.0	13/10/2013 13:26	66.4	13/10/2013 22:31	66.3
6/10/2013 17:11	59.7	7/10/2013 22:16	54.7	10/10/2013 19:21	62.6	12/10/2013 20:26	59.8	13/10/2013 13:31	52.8	13/10/2013 22:36	66.2
6/10/2013 17:16	60.3	7/10/2013 22:21	54.2	10/10/2013 19:26	62.9	12/10/2013 20:31	61.4	13/10/2013 13:36	66.2	13/10/2013 22:41	56.7
6/10/2013 17:21	60.2	7/10/2013 22:26	66.5	10/10/2013 19:31	63.4	12/10/2013 20:36	58.0	13/10/2013 13:41	66.4	13/10/2013 22:46	56.9
6/10/2013 17:26	58.9	7/10/2013 22:31	66.3	10/10/2013 19:36	61.7	12/10/2013 20:41	53.0	13/10/2013 13:46	66.5	13/10/2013 22:51	66.3
6/10/2013 17:31	61.3	7/10/2013 22:36	66.4	10/10/2013 19:41	60.6	12/10/2013 20:46	52.8	13/10/2013 13:51	66.1	13/10/2013 22:56	66.3
6/10/2013 17:36	58.0	7/10/2013 22:41	66.3	10/10/2013 19:46	62.5	12/10/2013 20:51	66.5	13/10/2013 13:56	66.4	14/10/2013 7:01	64.7
6/10/2013 17:41	62.8	7/10/2013 22:46	66.3	10/10/2013 19:51	62.1	12/10/2013 20:56	59.1	13/10/2013 14:01	52.8	14/10/2013 7:06	64.8
6/10/2013 17:46	61.2	7/10/2013 22:51	66.4	10/10/2013 19:56	61.7	12/10/2013 21:01	56.3	13/10/2013 14:06	66.3	14/10/2013 7:11	64.8
6/10/2013 17:51	61.3	7/10/2013 22:56	66.0	10/10/2013 20:01	60.9	12/10/2013 21:06	56.6	13/10/2013 14:11	65.7	14/10/2013 7:16	65.6
6/10/2013 17:56	52.5	8/10/2013 19:01	63.1	10/10/2013 20:06	60.4	12/10/2013 21:11	55.0	13/10/2013 14:16	66.5	14/10/2013 7:21	65.8
6/10/2013 18:01	59.8	8/10/2013 19:06	61.9	10/10/2013 20:11	58.1	12/10/2013 21:16	40.1	13/10/2013 14:21	66.5	14/10/2013 7:26	66.2
6/10/2013 18:06	62.4	8/10/2013 19:11	62.2	10/10/2013 20:16	59.7	12/10/2013 21:21	54.2	13/10/2013 14:26	47.9	14/10/2013 7:31	65.2
6/10/2013 18:11	58.9	8/10/2013 19:16	62.1	10/10/2013 20:21	60.7	12/10/2013 21:26	55.9	13/10/2013 14:31	55.0	14/10/2013 7:36	65.9
6/10/2013 18:16	62.0	8/10/2013 19:21	62.0	10/10/2013 20:26	61.4	12/10/2013 21:31	46.2	13/10/2013 14:36	52.2	14/10/2013 7:41	66.2
6/10/2013 18:21	61.4	8/10/2013 19:26	62.0	10/10/2013 20:31	60.7	12/10/2013 21:36	57.6	13/10/2013 14:41	66.2	14/10/2013 7:46	56.0
6/10/2013 18:26	60.7	8/10/2013 19:31	62.4	10/10/2013 20:36	60.0	12/10/2013 21:41	56.5	13/10/2013 14:46	66.0	14/10/2013 7:51	65.9
6/10/2013 18:31	61.6	8/10/2013 19:36	61.8	10/10/2013 20:41	58.5	12/10/2013 21:46	58.1	13/10/2013 14:51	53.7	14/10/2013 7:56	65.3
6/10/2013 18:36	59.5	8/10/2013 19:41	62.2	10/10/2013 20:46	59.2	12/10/2013 21:51	57.8	13/10/2013 14:56	57.6	14/10/2013 8:01	66.3
6/10/2013 18:41	63.3	8/10/2013 19:46	62.4	10/10/2013 20:51	59.6	12/10/2013 21:56	66.2	13/10/2013 15:01	66.4	14/10/2013 8:06	66.4
6/10/2013 18:46	61.3	8/10/2013 19:51	61.0	10/10/2013 20:56	51.3	12/10/2013 22:01	66.5	13/10/2013 15:06	54.4	14/10/2013 8:11	66.5
6/10/2013 18:51	60.4	8/10/2013 19:56	63.3	10/10/2013 21:01	57.1	12/10/2013 22:06	66.3	13/10/2013 15:11	66.3	14/10/2013 8:16	65.5
6/10/2013 18:56	59.3	8/10/2013 20:01	61.7	10/10/2013 21:0							

Real-time Noise Data	RTN3 (Po Leung Kuk Yu Lee Mo Fan Memorial School)		
14/10/2013 11:51 59.7	14/10/2013 20:56 66.5	16/10/2013 22:01 66.4	19/10/2013 19:06 62.3
14/10/2013 11:56 62.7	14/10/2013 21:01 43.1	16/10/2013 22:06 56.5	19/10/2013 19:11 60.7
14/10/2013 12:01 58.4	14/10/2013 21:06 66.3	16/10/2013 22:11 58.5	19/10/2013 19:16 62.2
14/10/2013 12:06 61.1	14/10/2013 21:11 60.5	16/10/2013 22:16 61.7	19/10/2013 19:21 62.2
14/10/2013 12:11 59.9	14/10/2013 21:16 66.4	16/10/2013 22:21 56.8	19/10/2013 19:26 61.9
14/10/2013 12:16 58.0	14/10/2013 21:21 66.2	16/10/2013 22:26 58.8	19/10/2013 19:31 62.2
14/10/2013 12:21 62.0	14/10/2013 21:26 58.4	16/10/2013 22:31 59.1	19/10/2013 19:36 60.8
14/10/2013 12:26 62.3	14/10/2013 21:31 66.5	16/10/2013 22:36 57.3	19/10/2013 19:41 60.5
14/10/2013 12:31 60.0	14/10/2013 21:36 66.4	16/10/2013 22:41 58.0	19/10/2013 19:46 60.1
14/10/2013 12:36 60.4	14/10/2013 21:41 56.5	16/10/2013 22:46 55.9	19/10/2013 19:51 61.0
14/10/2013 12:41 62.4	14/10/2013 21:46 58.6	16/10/2013 22:51 55.5	19/10/2013 19:56 60.6
14/10/2013 12:46 59.8	14/10/2013 21:51 56.1	16/10/2013 22:56 54.7	19/10/2013 20:01 59.1
14/10/2013 12:51 61.5	14/10/2013 21:56 52.5	17/10/2013 19:01 63.1	19/10/2013 20:06 54.0
14/10/2013 12:56 60.6	14/10/2013 22:01 66.3	17/10/2013 19:06 63.6	19/10/2013 20:11 57.8
14/10/2013 13:01 59.3	14/10/2013 22:06 66.3	17/10/2013 19:11 63.3	19/10/2013 20:16 59.7
14/10/2013 13:06 61.5	14/10/2013 22:11 52.0	17/10/2013 19:16 63.3	19/10/2013 20:21 55.7
14/10/2013 13:11 56.3	14/10/2013 22:16 66.4	17/10/2013 19:21 61.0	19/10/2013 20:26 58.3
14/10/2013 13:16 59.7	14/10/2013 22:21 66.0	17/10/2013 19:26 62.6	19/10/2013 20:31 56.8
14/10/2013 13:21 56.9	14/10/2013 22:26 49.2	17/10/2013 19:31 63.3	19/10/2013 20:36 54.0
14/10/2013 13:26 59.0	14/10/2013 22:31 66.3	17/10/2013 19:36 62.1	19/10/2013 20:41 53.2
14/10/2013 13:31 59.4	14/10/2013 22:36 53.4	17/10/2013 19:41 61.8	19/10/2013 20:46 60.2
14/10/2013 13:36 58.7	14/10/2013 22:41 50.6	17/10/2013 19:46 61.6	19/10/2013 20:51 56.9
14/10/2013 13:41 58.2	14/10/2013 22:46 66.1	17/10/2013 19:51 65.4	19/10/2013 20:56 56.9
14/10/2013 13:46 60.0	14/10/2013 22:51 66.0	17/10/2013 19:56 61.7	19/10/2013 21:01 58.0
14/10/2013 13:51 55.6	14/10/2013 22:56 65.7	17/10/2013 20:01 61.7	19/10/2013 21:06 58.7
14/10/2013 13:56 54.7	15/10/2013 19:01 61.0	17/10/2013 20:06 63.2	19/10/2013 21:11 56.6
14/10/2013 14:01 60.3	15/10/2013 19:06 60.7	17/10/2013 20:11 61.2	19/10/2013 21:16 57.6
14/10/2013 14:06 62.7	15/10/2013 19:11 61.8	17/10/2013 20:16 63.1	19/10/2013 21:21 56.5
14/10/2013 14:11 60.4	15/10/2013 19:16 62.4	17/10/2013 20:21 62.0	19/10/2013 21:26 53.4
14/10/2013 14:16 60.2	15/10/2013 19:21 61.7	17/10/2013 20:26 62.8	19/10/2013 21:31 59.0
14/10/2013 14:21 62.6	15/10/2013 19:26 62.5	17/10/2013 20:31 61.4	19/10/2013 21:36 58.4
14/10/2013 14:26 60.9	15/10/2013 19:31 62.2	17/10/2013 20:36 62.3	19/10/2013 21:41 55.6
14/10/2013 14:31 58.7	15/10/2013 19:36 61.6	17/10/2013 20:41 57.3	19/10/2013 21:46 64.0
14/10/2013 14:36 61.4	15/10/2013 19:41 63.1	17/10/2013 20:46 61.0	19/10/2013 21:51 57.5
14/10/2013 14:41 59.6	15/10/2013 19:46 61.1	17/10/2013 20:51 61.4	19/10/2013 21:56 56.0
14/10/2013 14:46 58.6	15/10/2013 19:51 61.3	17/10/2013 20:56 56.6	19/10/2013 22:01 60.2
14/10/2013 14:51 60.3	15/10/2013 19:56 61.8	17/10/2013 21:01 60.2	19/10/2013 22:06 58.7
14/10/2013 14:56 60.8	15/10/2013 20:01 59.9	17/10/2013 21:06 59.8	19/10/2013 22:11 56.0
14/10/2013 15:01 57.5	15/10/2013 20:06 59.4	17/10/2013 21:11 59.9	19/10/2013 22:16 58.7
14/10/2013 15:06 59.1	15/10/2013 20:11 62.0	17/10/2013 21:16 57.2	19/10/2013 22:21 57.0
14/10/2013 15:11 60.6	15/10/2013 20:16 60.2	17/10/2013 21:21 60.9	19/10/2013 22:26 60.0
14/10/2013 15:16 60.8	15/10/2013 20:21 61.9	17/10/2013 21:26 56.7	19/10/2013 22:31 59.6
14/10/2013 15:21 58.0	15/10/2013 20:26 61.4	17/10/2013 21:31 60.7	19/10/2013 22:36 55.3
14/10/2013 15:26 56.5	15/10/2013 20:31 60.8	17/10/2013 21:36 60.6	19/10/2013 22:41 62.5
14/10/2013 15:31 61.3	15/10/2013 20:36 62.1	17/10/2013 21:41 59.8	19/10/2013 22:46 46.6
14/10/2013 15:36 60.3	15/10/2013 20:41 62.3	17/10/2013 21:46 59.6	19/10/2013 22:51 59.1
14/10/2013 15:41 58.2	15/10/2013 20:46 61.8	17/10/2013 21:51 58.3	19/10/2013 22:56 60.2
14/10/2013 15:46 60.9	15/10/2013 20:51 48.6	17/10/2013 21:56 60.1	20/10/2013 7:01 65.4
14/10/2013 15:51 60.1	15/10/2013 20:56 54.0	17/10/2013 22:01 60.3	20/10/2013 7:06 65.8
14/10/2013 15:56 62.3	15/10/2013 21:01 59.9	17/10/2013 22:06 60.9	20/10/2013 7:11 65.2
14/10/2013 16:01 59.7	15/10/2013 21:06 59.7	17/10/2013 22:11 59.6	20/10/2013 7:16 65.4
14/10/2013 16:06 59.7	15/10/2013 21:11 66.2	17/10/2013 22:16 59.3	20/10/2013 7:21 65.5
14/10/2013 16:11 59.8	15/10/2013 21:16 56.1	17/10/2013 22:21 60.0	20/10/2013 7:26 66.3
14/10/2013 16:16 60.7	15/10/2013 21:21 60.2	17/10/2013 22:26 59.0	20/10/2013 7:31 66.1
14/10/2013 16:21 56.0	15/10/2013 21:26 59.0	17/10/2013 22:31 60.1	20/10/2013 7:36 65.9
14/10/2013 16:26 58.9	15/10/2013 21:31 57.7	17/10/2013 22:36 59.7	20/10/2013 7:41 66.5
14/10/2013 16:31 59.0	15/10/2013 21:36 57.7	17/10/2013 22:41 61.8	20/10/2013 7:46 65.6
14/10/2013 16:36 60.8	15/10/2013 21:41 60.3	17/10/2013 22:46 60.5	20/10/2013 7:51 65.5
14/10/2013 16:41 56.2	15/10/2013 21:46 57.7	17/10/2013 22:51 52.5	20/10/2013 7:56 66.3
14/10/2013 16:46 62.4	15/10/2013 21:51 58.0	17/10/2013 22:56 56.3	20/10/2013 8:01 66.1
14/10/2013 16:51 59.8	15/10/2013 21:56 59.8	18/10/2013 19:01 62.8	20/10/2013 8:06 65.4
14/10/2013 16:56 61.7	15/10/2013 22:01 58.0	18/10/2013 19:06 60.0	20/10/2013 8:11 62.3
14/10/2013 17:01 56.1	15/10/2013 22:06 56.2	18/10/2013 19:11 62.5	20/10/2013 8:16 65.9
14/10/2013 17:06 59.8	15/10/2013 22:11 56.0	18/10/2013 19:16 57.4	20/10/2013 8:21 57.9
14/10/2013 17:11 60.5	15/10/2013 22:16 58.2	18/10/2013 19:21 53.7	20/10/2013 8:26 60.5
14/10/2013 17:16 59.3	15/10/2013 22:21 44.9	18/10/2013 19:26 60.4	20/10/2013 8:31 40.1
14/10/2013 17:21 62.2	15/10/2013 22:26 61.8	18/10/2013 19:31 62.4	20/10/2013 8:36 66.4
14/10/2013 17:26 58.9	15/10/2013 22:31 60.4	18/10/2013 19:36 62.1	20/10/2013 8:41 59.6
14/10/2013 17:31 58.7	15/10/2013 22:36 59.7	18/10/2013 19:41 61.4	20/10/2013 8:46 40.1
14/10/2013 17:36 60.7	15/10/2013 22:41 57.2	18/10/2013 19:46 63.5	20/10/2013 8:51 62.5
14/10/2013 17:41 58.9	15/10/2013 22:46 52.0	18/10/2013 19:51 63.1	20/10/2013 8:56 56.9
14/10/2013 17:46 60.8	15/10/2013 22:51 54.4	18/10/2013 19:56 63.1	20/10/2013 9:01 59.1
14/10/2013 17:51 55.9	15/10/2013 22:56 57.0	18/10/2013 20:01 64.2	20/10/2013 9:06 62.8
14/10/2013 17:56 47.1	16/10/2013 19:01 64.8	18/10/2013 20:06 62.8	20/10/2013 9:11 49.7
14/10/2013 18:01 55.9	16/10/2013 19:06 63.4	18/10/2013 20:11 63.4	20/10/2013 9:16 61.1
14/10/2013 18:06 56.5	16/10/2013 19:11 63.5	18/10/2013 20:16 60.4	20/10/2013 9:21 60.6
14/10/2013 18:11 55.9	16/10/2013 19:16 63.2	18/10/2013 20:21 63.0	20/10/2013 9:26 56.3
14/10/2013 18:16 66.5	16/10/2013 19:21 61.7	18/10/2013 20:26 60.5	20/10/2013 9:31 57.6
14/10/2013 18:21 66.3	16/10/2013 19:26 60.5	18/10/2013 20:31 60.1	20/10/2013 9:36 56.2
14/10/2013 18:26 49.7	16/10/2013 19:31 62.9	18/10/2013 20:36 62.5	20/10/2013 9:41 59.6
14/10/2013 18:31 61.1	16/10/2013 19:36 60.5	18/10/2013 20:41 61.3	20/10/2013 9:46 55.3
14/10/2013 18:36 53.2	16/10/2013 19:41 61.1	18/10/2013 20:46 63.8	20/10/2013 9:51 61.2
14/10/2013 18:41 57.3	16/10/2013 19:46 62.3	18/10/2013 20:51 61.0	20/10/2013 9:56 55.3
14/10/2013 18:46 60.5	16/10/2013 19:51 61.3	18/10/2013 20:56 57.6	20/10/2013 10:01 66.1
14/10/2013 18:51 53.4	16/10/2013 19:56 61.2	18/10/2013 21:01 57.1	20/10/2013 10:06 66.0
14/10/2013 18:56 66.3	16/10/2013 20:01 60.1	18/10/2013 21:06 59.8	20/10/2013 10:11 66.3
14/10/2013 19:01 54.4	16/10/2013 20:06 61.5	18/10/2013 21:11 65.3	20/10/2013 10:16 59.2
14/10/2013 19:06 56.3	16/10/2013 20:11 60.6	18/10/2013 21:16 57.1	20/10/2013 10:21 51.0
14/10/2013 19:11 47.1	16/10/2013 20:16 63.5	18/10/2013 21:21 60.7	20/10/2013 10:26 47.1
14/10/2013 19:16 51.3	16/10/2013 20:21 62.3	18/10/2013 21:26 59.7	20/10/2013 10:31 55.9
14/10/2013 19:21 66.4	16/10/2013 20:26 61.3	18/10/2013 21:31 60.2	20/10/2013 10:36 55.3
14/10/2013 19:26 56.2	16/10/2013 20:31 60.0	18/10/2013 21:36 63.3	20/10/2013 10:41 66.4
14/10/2013 19:31 54.6	16/10/2013 20:36 58.6	18/10/2013 21:41 61.8	20/10/2013 10:46 59.7
14/10/2013 19:36 66.1	16/10/2013 20:41 59.5	18/10/2013 21:46 55.5	20/10/2013 10:51 62.8
14/10/2013 19:41 66.3	16/10/2013 20:46 61.9	18/10/2013 21:51 59.4	20/10/2013 10:56 52.8
14/10/2013 19:46 56.8	16/10/2013 20:51 56.0	18/10/2013 21:56 60.1	20/10/2013 11:01 57.6
14/10/2013 19:51 53.4	16/10/2013 20:56 60.2	18/10/2013 22:01 60.7	20/10/2013 11:06 57.2
14/10/2013 19:56 66.3	16/10/2013 21:01 59.1	18/10/2013 22:06 60.4	20/10/2013 11:11 58.3
14/10/2013 20:01 66.4	16/10/2013 21:06 59.8	18/10/2013 22:11 59.6	20/10/2013 11:16 55.9
14/10/2013 20:06 55.7	16/10/2013 21:11 56.8	18/10/2013 22:16 61.1	20/10/2013 11:21 53.9
14/10/2013 20:11 47.9	16/10/2013 21:16 59.2	18/10/2013 22:21 61.4	20/10/2013 11:26 58.5
14/10/2013 20:16 66.0	16/10/2013 21:21 66.5	18/10/2013 22:26 59.8	20/10/2013 11:31 57.3
14/10/2013 20:21 66.1	16/10/2013 21:26 60.9	18/10/2013 22:31 63.5	20/10/2013 11:36 53.9
14/10/2013 20:26 66.1	16/10/2013 21:31 61.4	18/10/2013 22:36 59.7	20/10/2013 11:41 58.9
14/10/2013 20:31 60.2	16/10/2013 21:36 58.7	18/10/2013 22:41 58.3	20/10/2013 11:46 57.6
14/10/2013 20:36 65.8	16/10/2013 21:41 61.4	18/10/2013 22:46 59.7	20/10/2013 11:51 59.1
14/10/2013 20:41 66.2	16/10/2013 21:46 57.3	18/10/2013 22:51 59.8	20/10/2013 11:56 63.3
14/10/2013 20:46 49.7	16/10/2013 21:51 57.8	18/10/2013 22:56 59.7	20/10/2013 12:01 61.1
14/10/2013 20:51 43.1	16/10/2013 21:56 58.5	19/10/2013 20:01 62.2	20/10/2013 12:06 58.0
			20/10/2013 12:11 58.4
			20/10/2013 12:16 66.4
			20/10/2013 12:21 57.1
			20/10/2013 12:26 59.4
			20/10/2013 12:31 57.5
			20/10/2013 12:36 51.3
			20/10/2013 12:41 58.3
			20/10/2013 12:46 57.5
			20/10/2013 12:51 59.2
			20/10/2013 12:56 57.4
			20/10/20

Real-time Noise Data		RTN3 (Po Leung Kuk Yu Lee Mo Fan Memorial School)							
22/10/2013 22:21 55.3	25/10/2013 19:26 61.8	27/10/2013 8:31 56.6	27/10/2013 17:36 66.0	28/9/2013 3:26 53.5	29/9/2013 4:31 62.7				
22/10/2013 22:26 57.7	25/10/2013 19:31 63.0	27/10/2013 8:36 49.2	27/10/2013 17:41 50.2	28/9/2013 3:31 58.8	29/9/2013 4:36 62.2				
22/10/2013 22:31 59.4	25/10/2013 19:36 63.1	27/10/2013 8:41 60.1	27/10/2013 17:46 66.4	28/9/2013 3:36 59.1	29/9/2013 4:41 62.8				
22/10/2013 22:36 59.8	25/10/2013 19:41 62.6	27/10/2013 8:46 56.8	27/10/2013 17:51 66.3	28/9/2013 3:41 53.2	29/9/2013 4:46 58.4				
22/10/2013 22:41 58.0	25/10/2013 19:46 60.8	27/10/2013 8:51 55.7	27/10/2013 17:56 66.2	28/9/2013 3:46 51.6	29/9/2013 4:51 57.7				
22/10/2013 22:46 58.9	25/10/2013 19:51 61.9	27/10/2013 8:56 61.6	27/10/2013 18:01 66.3	28/9/2013 3:51 63.0	29/9/2013 4:56 62.8				
22/10/2013 22:51 66.4	25/10/2013 19:56 62.3	27/10/2013 9:01 53.0	27/10/2013 18:06 55.6	28/9/2013 3:56 50.0	29/9/2013 5:01 62.0				
22/10/2013 22:56 58.2	25/10/2013 20:01 62.1	27/10/2013 9:06 57.0	27/10/2013 18:11 59.8	28/9/2013 4:01 63.1	29/9/2013 5:06 55.0				
23/10/2013 19:01 64.4	25/10/2013 20:06 62.3	27/10/2013 9:11 54.6	27/10/2013 18:16 54.9	28/9/2013 4:06 56.1	29/9/2013 5:11 62.3				
23/10/2013 19:06 62.8	25/10/2013 20:11 60.2	27/10/2013 9:16 58.7	27/10/2013 18:21 60.1	28/9/2013 4:11 52.2	29/9/2013 5:16 56.9				
23/10/2013 19:11 64.0	25/10/2013 20:16 62.6	27/10/2013 9:21 58.7	27/10/2013 18:26 59.3	28/9/2013 4:16 62.7	29/9/2013 5:21 47.6				
23/10/2013 19:16 62.6	25/10/2013 20:21 61.5	27/10/2013 9:26 56.8	27/10/2013 18:31 61.2	28/9/2013 4:21 52.6	29/9/2013 5:26 55.8				
23/10/2013 19:21 62.7	25/10/2013 20:26 60.4	27/10/2013 9:31 56.9	27/10/2013 18:36 58.4	28/9/2013 4:26 47.9	29/9/2013 5:31 62.8				
23/10/2013 19:26 63.0	25/10/2013 20:31 60.6	27/10/2013 9:36 61.7	27/10/2013 18:41 61.6	28/9/2013 4:31 62.5	29/9/2013 5:36 56.2				
23/10/2013 19:31 63.2	25/10/2013 20:36 60.2	27/10/2013 9:41 58.4	27/10/2013 18:46 61.4	28/9/2013 4:36 62.7	29/9/2013 5:41 53.5				
23/10/2013 19:36 62.2	25/10/2013 20:41 61.9	27/10/2013 9:46 71.1	27/10/2013 18:51 58.1	28/9/2013 4:41 50.5	29/9/2013 5:46 56.3				
23/10/2013 19:41 63.2	25/10/2013 20:46 61.0	27/10/2013 9:51 67.5	27/10/2013 18:56 61.1	28/9/2013 4:46 62.7	29/9/2013 5:51 53.6				
23/10/2013 19:46 65.0	25/10/2013 20:51 61.3	27/10/2013 9:56 61.5	27/10/2013 19:01 59.4	28/9/2013 4:51 54.2	29/9/2013 5:56 56.6				
23/10/2013 19:51 61.8	25/10/2013 20:56 65.5	27/10/2013 10:01 58.4	27/10/2013 19:06 59.1	28/9/2013 4:56 63.0	29/9/2013 6:01 54.0				
23/10/2013 19:56 60.5	25/10/2013 21:01 59.8	27/10/2013 10:06 58.3	27/10/2013 19:11 60.9	28/9/2013 5:01 62.9	29/9/2013 6:06 58.7				
23/10/2013 20:01 63.5	25/10/2013 21:06 59.7	27/10/2013 10:11 59.6	27/10/2013 19:16 60.6	28/9/2013 5:06 54.5	29/9/2013 6:11 60.5				
23/10/2013 20:06 61.2	25/10/2013 21:11 59.4	27/10/2013 10:16 58.8	27/10/2013 19:21 59.9	28/9/2013 5:11 57.9	29/9/2013 6:16 60.2				
23/10/2013 20:11 62.6	25/10/2013 21:16 60.5	27/10/2013 10:21 62.4	27/10/2013 19:26 59.8	28/9/2013 5:16 62.5	29/9/2013 6:21 59.3				
23/10/2013 20:16 61.3	25/10/2013 21:21 63.1	27/10/2013 10:26 59.8	27/10/2013 19:31 59.3	28/9/2013 5:21 54.6	29/9/2013 6:26 62.0				
23/10/2013 20:21 61.7	25/10/2013 21:26 59.0	27/10/2013 10:31 60.5	27/10/2013 19:36 58.4	28/9/2013 5:26 62.8	29/9/2013 6:31 62.0				
23/10/2013 20:26 58.7	25/10/2013 21:31 57.3	27/10/2013 10:36 61.4	27/10/2013 19:41 56.8	28/9/2013 5:31 63.0	29/9/2013 6:36 61.5				
23/10/2013 20:31 59.4	25/10/2013 21:36 61.6	27/10/2013 10:41 61.5	27/10/2013 19:46 61.1	28/9/2013 5:36 56.4	29/9/2013 6:41 63.0				
23/10/2013 20:36 59.4	25/10/2013 21:41 62.0	27/10/2013 10:46 63.5	27/10/2013 19:51 58.2	28/9/2013 5:41 62.8	29/9/2013 6:46 60.9				
23/10/2013 20:41 61.4	25/10/2013 21:46 59.5	27/10/2013 10:51 59.7	27/10/2013 19:56 55.0	28/9/2013 5:46 55.9	29/9/2013 6:51 63.1				
23/10/2013 20:46 59.3	25/10/2013 21:51 59.0	27/10/2013 10:56 60.4	27/10/2013 20:01 66.4	28/9/2013 5:51 54.7	29/9/2013 6:56 62.9				
23/10/2013 20:51 59.9	25/10/2013 21:56 62.4	27/10/2013 11:01 59.1	27/10/2013 20:06 59.6	28/9/2013 5:56 58.0	29/9/2013 7:01 66.7				
23/10/2013 20:56 61.4	25/10/2013 22:01 63.1	27/10/2013 11:06 58.4	27/10/2013 20:11 44.9	28/9/2013 6:01 55.9	29/9/2013 7:06 65.0				
23/10/2013 21:01 60.8	25/10/2013 22:06 59.6	27/10/2013 11:11 58.3	27/10/2013 20:16 59.5	28/9/2013 6:06 58.5	29/9/2013 7:11 65.8				
23/10/2013 21:06 52.5	25/10/2013 22:11 60.8	27/10/2013 11:16 59.7	27/10/2013 20:21 66.3	28/9/2013 6:11 61.8	29/9/2013 7:16 66.3				
23/10/2013 21:11 58.9	25/10/2013 22:16 58.1	27/10/2013 11:21 66.4	27/10/2013 20:26 58.9	28/9/2013 6:16 60.4	29/9/2013 7:21 66.5				
23/10/2013 21:16 56.8	25/10/2013 22:21 62.2	27/10/2013 11:26 59.6	27/10/2013 20:31 53.0	28/9/2013 6:21 63.5	29/9/2013 7:26 66.2				
23/10/2013 21:21 59.5	25/10/2013 22:26 59.1	27/10/2013 11:31 60.0	27/10/2013 20:36 58.8	28/9/2013 6:26 62.2	29/9/2013 7:31 66.1				
23/10/2013 21:26 61.1	25/10/2013 22:31 60.5	27/10/2013 11:36 60.3	27/10/2013 20:41 58.9	28/9/2013 6:31 61.5	29/9/2013 7:36 65.9				
23/10/2013 21:31 58.5	25/10/2013 22:36 60.9	27/10/2013 11:41 58.7	27/10/2013 20:46 55.3	28/9/2013 6:36 64.4	29/9/2013 7:41 66.3				
23/10/2013 21:36 61.1	25/10/2013 22:41 59.0	27/10/2013 11:46 60.1	27/10/2013 20:51 58.7	28/9/2013 6:41 64.7	29/9/2013 7:46 65.4				
23/10/2013 21:41 59.6	25/10/2013 22:46 61.7	27/10/2013 11:51 61.6	27/10/2013 20:56 54.2	28/9/2013 6:46 65.0	29/9/2013 7:51 65.5				
23/10/2013 21:46 61.9	25/10/2013 22:46 61.9	27/10/2013 11:56 59.0	27/10/2013 21:01 53.2	28/9/2013 6:51 64.4	29/9/2013 7:56 65.5				
23/10/2013 21:51 62.3	25/10/2013 22:56 59.3	27/10/2013 12:01 46.2	27/10/2013 21:06 59.4	28/9/2013 6:56 64.0	30/9/2013 0:01 65.6				
23/10/2013 21:56 58.7	26/10/2013 19:01 60.5	27/10/2013 12:06 60.4	27/10/2013 21:11 66.3	28/9/2013 7:01 64.2	30/9/2013 0:06 65.0				
23/10/2013 22:01 61.8	26/10/2013 19:06 61.2	27/10/2013 12:11 58.3	27/10/2013 21:16 57.3	28/9/2013 7:06 64.8	30/9/2013 0:11 63.8				
23/10/2013 22:06 62.2	26/10/2013 19:11 62.0	27/10/2013 12:16 66.5	27/10/2013 21:21 58.6	28/9/2013 7:11 64.6	30/9/2013 0:16 64.4				
23/10/2013 22:11 60.1	26/10/2013 19:16 63.0	27/10/2013 12:21 56.9	27/10/2013 21:26 59.5	28/9/2013 7:16 64.3	30/9/2013 0:21 65.4				
23/10/2013 22:16 61.2	26/10/2013 19:21 61.8	27/10/2013 12:26 52.0	27/10/2013 21:31 66.4	28/9/2013 7:21 63.9	30/9/2013 0:26 64.0				
23/10/2013 22:21 60.2	26/10/2013 19:26 61.6	27/10/2013 12:31 61.3	27/10/2013 21:36 51.3	28/9/2013 7:26 64.7	30/9/2013 0:31 64.1				
23/10/2013 22:26 62.7	26/10/2013 19:31 61.4	27/10/2013 12:36 57.5	27/10/2013 21:41 58.4	28/9/2013 7:31 64.3	30/9/2013 0:36 62.8				
23/10/2013 22:31 63.5	26/10/2013 19:36 61.1	27/10/2013 12:41 58.7	27/10/2013 21:46 57.8	28/9/2013 7:36 65.9	30/9/2013 0:41 63.6				
23/10/2013 22:36 58.0	26/10/2013 19:41 60.6	27/10/2013 12:46 57.3	27/10/2013 21:51 56.3	28/9/2013 7:41 64.3	30/9/2013 0:46 62.3				
23/10/2013 22:41 60.7	26/10/2013 19:46 60.0	27/10/2013 12:51 53.7	27/10/2013 21:56 57.3	28/9/2013 7:46 65.4	30/9/2013 0:51 61.3				
23/10/2013 22:46 61.3	26/10/2013 19:51 58.8	27/10/2013 12:56 54.4	27/10/2013 22:01 56.5	28/9/2013 7:51 64.2	30/9/2013 0:56 62.1				
23/10/2013 22:51 60.7	26/10/2013 19:56 58.7	27/10/2013 13:01 61.7	27/10/2013 22:06 56.2	28/9/2013 7:56 65.1	30/9/2013 1:01 61.8				
23/10/2013 22:56 61.7	26/10/2013 20:01 59.7	27/10/2013 13:06 61.0	27/10/2013 22:11 57.5	29/9/2013 0:01 65.5	30/9/2013 1:06 60.6				
24/10/2013 19:01 63.0	26/10/2013 20:06 58.7	27/10/2013 13:11 58.4	27/10/2013 22:16 53.9	29/9/2013 0:06 64.9	30/9/2013 1:11 60.5				
24/10/2013 19:06 62.6	26/10/2013 20:11 56.9	27/10/2013 13:16 57.4	27/10/2013 22:21 55.3	29/9/2013 0:11 65.3	30/9/2013 1:16 57.2				
24/10/2013 19:11 63.1	26/10/2013 20:16 60.7	27/10/2013 13:21 60.7	27/10/2013 22:26 66.6	29/9/2013 0:16 65.0	30/9/2013 1:21 60.2				
24/10/2013 19:16 61.9	26/10/2013 20:21 60.3	27/10/2013 13:26 60.7	27/10/2013 22:31 62.6	29/9/2013 0:21 64.3	30/9/2013 1:26 57.7				
24/10/2013 19:21 63.3	26/10/2013 20:26 47.1	27/10/2013 13:31 58.2	27/10/2013 22:36 50.6	29/9/2013 0:26 64.8	30/9/2013 1:31 55.0				
24/10/2013 19:26 62.1	26/10/2013 20:31 58.7	27/10/2013 13:36 48.6	27/10/2013 22:41 58.1	29/9/2013 0:31 64.6	30/9/2013 1:36 57.7				
24/10/2013 19:31 62.2	26/10/2013 20:36 57.6	27/10/2013 13:41 58.2	27/10/2013 22:46 56.6	29/9/2013 0:36 66.8	30/9/2013 1:41 58.8				
24/10/2013 19:36 63.2	26/10/2013 20:41 56.3	27/10/2013 13:46 60.6	27/10/2013 22:51 66.0	29/9/2013 0:41 64.7	30/9/2013 1:46 63.0				
24/10/2013 19:41 61.6	26/10/2013 20:46 52.0	27/10/2013 13:51 58.4	27/10/2013 22:56 52.8	29/9/2013 0:46 63.7	30/9/2013 1:51 56.9				
24/10/2013 19:46 65.6	26/10/2013 20:51 54.2	27/10/2013 13:56 58.9		29/9/2013 0:51 64.9	30/9/2013 1:56 62.0				
24/10/2013 19:51 61.7	26/10/2013 20:56 56.0	27/10/2013 14:01 60.7		29/9/2013 0:56 62.1	30/9/2013 2:01 50.3				
24/10/2013 19:56 61.4	26/10/2013 21:01 66.3	27/10/2013 14:06 59.1		29/9/2013 1:01 63.6	30/9/2013 2:06 63.1				
24/10/2013 20:01 63.1	26/10/2013 21:06 58.9	27/10/2013 14:11 60.1		29/9/2013 1:06 62.3	30/9/2013 2:11 50.8				
24/10/2013 20:06 63.0	26/10/2013 21:11 50.2	27/10/2013 14:16 59.4		29/9/2013 1:11 62.3	30/9/2013 2:16 62.4				
24/10/2013 20:11 62.3	26/10/2013 21:16 56.2	27/10/2013 14:21 60.3		29/9/2013 1:16 61.8	30/9/2013 2:21 62.9				
24/10/2013 20:16 60.0	26/10/2013 21:21 58.8	27/10/2013 14:26 59.6		29/9/2013 1:21 61.2	30/9/2013 2:26 63.1				
24/10/2013 20:21 61.5	26/10/2013 21:26 58.5	27/10/2013 14:31 61.2		29/9/2013 1:26 60.4	30/9/2013 2:31 62.5				
24/10/2013 20:26 60.9	26/10/2013 21:31 55.9	27/10/2013 14:36 58.2		29/9/2013 1:31 62.4	30/9/2013 2:36 62.7				
24/10/2013 20:31 61.2	26/10/2013 21:36 61.0	27/10/2013 14:41 59.0		29/9/2013 1:36 62.9	30/9/2013 2:41 62.8				
24/10/2013 20:36 61.2	26/10/2013 21:41 56.2	27/10/2013 14:46 66.4		29/9/2013 1:41 59.9	30/9/2013 2:46 61.3				
24/10/2013 20:41 61.8	26/10/2013 21:46 57.4	27/10/2013 14:51 58.5		29/9/2013 1:46 61.2	30/9/2013 2:51 62.7				
24/10/2013 20:46 58.9	26/10/2013 21:51 57.5	27/10/2013 14:56 58.8		29/9/2013 1:51 61.3	30/9/2013 2:56 61.8				
24/10/2013 20:51 60.6	26/10/2013 21:56 57.2	27/10/2013 15:01 53.2		29/9/2013 1:56 61.4	30/9/2013 3:01 61.9				
24/10/2013 20:56 58.6	26/10/2013 22:01 60.1	27/10/2013 15:06 49.2		29/9/2013 2:01 59.4	30/9/2013 3:06 61.7				
24/10/2013 21:01 59.7	26/10/2013 22:06 57.2	27/1							

Real-time Noise Data		RTN3 (Po Leung Kuk Yu Lee Mo Fan Memorial School)									
30/9/2013 5:36	62.7	1/10/2013 6:41	63.1	2/10/2013 23:46	63.7	4/10/2013 0:51	58.0	5/10/2013 1:56	61.2	6/10/2013 3:01	57.1
30/9/2013 5:41	56.3	1/10/2013 6:46	63.8	2/10/2013 23:51	63.3	4/10/2013 0:56	60.5	5/10/2013 2:01	66.4	6/10/2013 3:06	55.0
30/9/2013 5:46	58.9	1/10/2013 6:51	63.9	2/10/2013 23:56	62.1	4/10/2013 1:01	56.4	5/10/2013 2:06	58.8	6/10/2013 3:11	52.6
30/9/2013 5:51	59.8	1/10/2013 6:56	64.3	3/10/2013 0:01	62.8	4/10/2013 1:06	57.1	5/10/2013 2:11	58.5	6/10/2013 3:16	57.1
30/9/2013 5:56	61.1	1/10/2013 23:01	63.2	3/10/2013 0:06	63.0	4/10/2013 1:11	57.4	5/10/2013 2:16	61.7	6/10/2013 3:21	53.7
30/9/2013 6:01	61.2	1/10/2013 23:06	64.0	3/10/2013 0:11	62.9	4/10/2013 1:16	53.8	5/10/2013 2:21	56.3	6/10/2013 3:26	56.0
30/9/2013 6:06	57.9	1/10/2013 23:11	63.1	3/10/2013 0:16	63.2	4/10/2013 1:21	56.9	5/10/2013 2:26	57.9	6/10/2013 3:31	51.5
30/9/2013 6:11	61.9	1/10/2013 23:16	63.5	3/10/2013 0:21	62.1	4/10/2013 1:26	61.0	5/10/2013 2:31	59.5	6/10/2013 3:36	57.0
30/9/2013 6:16	62.3	1/10/2013 23:21	63.4	3/10/2013 0:26	62.8	4/10/2013 1:31	55.3	5/10/2013 2:36	58.4	6/10/2013 3:41	52.5
30/9/2013 6:21	65.6	1/10/2013 23:26	63.8	3/10/2013 0:31	62.2	4/10/2013 1:36	58.2	5/10/2013 2:41	59.0	6/10/2013 3:46	51.9
30/9/2013 6:26	64.3	1/10/2013 23:31	63.3	3/10/2013 0:36	60.9	4/10/2013 1:41	55.6	5/10/2013 2:46	57.8	6/10/2013 3:51	51.8
30/9/2013 6:31	66.0	1/10/2013 23:36	62.9	3/10/2013 0:41	61.4	4/10/2013 1:46	59.2	5/10/2013 2:51	52.8	6/10/2013 3:56	62.5
30/9/2013 6:36	65.9	1/10/2013 23:41	64.0	3/10/2013 0:46	62.1	4/10/2013 1:51	52.9	5/10/2013 2:56	56.0	6/10/2013 4:01	63.1
30/9/2013 6:41	66.8	1/10/2013 23:46	61.4	3/10/2013 0:51	59.7	4/10/2013 1:56	52.3	5/10/2013 3:01	56.8	6/10/2013 4:06	62.8
30/9/2013 6:46	67.4	1/10/2013 23:51	65.0	3/10/2013 0:56	59.6	4/10/2013 2:01	62.5	5/10/2013 3:06	56.6	6/10/2013 4:11	62.6
30/9/2013 6:51	67.3	1/10/2013 23:56	62.3	3/10/2013 1:01	61.0	4/10/2013 2:06	61.4	5/10/2013 3:11	58.1	6/10/2013 4:16	62.9
30/9/2013 6:56	68.4	2/10/2013 0:01	62.4	3/10/2013 1:06	56.8	4/10/2013 2:11	62.5	5/10/2013 3:16	48.3	6/10/2013 4:21	63.0
30/9/2013 23:01	66.3	2/10/2013 0:06	63.8	3/10/2013 1:11	58.7	4/10/2013 2:16	60.4	5/10/2013 3:21	55.6	6/10/2013 4:26	63.1
30/9/2013 23:06	67.4	2/10/2013 0:11	62.9	3/10/2013 1:16	57.1	4/10/2013 2:21	48.3	5/10/2013 3:26	63.1	6/10/2013 4:31	62.5
30/9/2013 23:11	66.5	2/10/2013 0:16	62.4	3/10/2013 1:21	59.2	4/10/2013 2:26	63.0	5/10/2013 3:31	51.9	6/10/2013 4:36	62.8
30/9/2013 23:16	67.0	2/10/2013 0:21	60.1	3/10/2013 1:26	57.6	4/10/2013 2:31	62.5	5/10/2013 3:36	62.6	6/10/2013 4:41	62.8
30/9/2013 23:21	67.3	2/10/2013 0:26	60.7	3/10/2013 1:31	54.3	4/10/2013 2:36	62.4	5/10/2013 3:41	53.5	6/10/2013 4:46	44.5
30/9/2013 23:26	67.5	2/10/2013 0:31	61.8	3/10/2013 1:36	57.3	4/10/2013 2:41	62.2	5/10/2013 3:46	63.1	6/10/2013 4:51	59.4
30/9/2013 23:31	68.0	2/10/2013 0:36	58.2	3/10/2013 1:41	55.1	4/10/2013 2:46	62.6	5/10/2013 3:51	48.3	6/10/2013 4:56	61.5
30/9/2013 23:36	67.0	2/10/2013 0:41	60.3	3/10/2013 1:46	53.1	4/10/2013 2:51	62.6	5/10/2013 3:56	51.8	6/10/2013 5:01	63.1
30/9/2013 23:41	67.4	2/10/2013 0:46	60.4	3/10/2013 1:51	52.1	4/10/2013 2:56	62.7	5/10/2013 4:01	62.0	6/10/2013 5:06	52.7
30/9/2013 23:46	66.3	2/10/2013 0:51	56.4	3/10/2013 1:56	49.4	4/10/2013 3:01	61.8	5/10/2013 4:06	36.7	6/10/2013 5:11	62.6
30/9/2013 23:51	66.9	2/10/2013 0:56	52.9	3/10/2013 2:01	62.6	4/10/2013 3:06	61.9	5/10/2013 4:11	47.9	6/10/2013 5:16	62.8
30/9/2013 23:56	66.4	2/10/2013 1:01	55.5	3/10/2013 2:06	62.1	4/10/2013 3:11	61.3	5/10/2013 4:16	47.2	6/10/2013 5:21	47.9
1/10/2013 0:01	67.2	2/10/2013 1:06	54.7	3/10/2013 2:11	49.1	4/10/2013 3:16	61.4	5/10/2013 4:21	62.6	6/10/2013 5:26	63.0
1/10/2013 0:06	66.0	2/10/2013 1:11	48.8	3/10/2013 2:16	62.2	4/10/2013 3:21	60.7	5/10/2013 4:26	47.6	6/10/2013 5:31	61.9
1/10/2013 0:11	66.2	2/10/2013 1:16	51.2	3/10/2013 2:21	63.0	4/10/2013 3:26	60.8	5/10/2013 4:31	62.4	6/10/2013 5:36	49.8
1/10/2013 0:16	66.6	2/10/2013 1:21	53.5	3/10/2013 2:26	62.0	4/10/2013 3:31	60.6	5/10/2013 4:36	62.5	6/10/2013 5:41	62.3
1/10/2013 0:21	66.9	2/10/2013 1:26	49.1	3/10/2013 2:31	63.1	4/10/2013 3:36	60.0	5/10/2013 4:41	50.5	6/10/2013 5:46	63.0
1/10/2013 0:26	65.2	2/10/2013 1:31	44.5	3/10/2013 2:36	61.7	4/10/2013 3:41	61.3	5/10/2013 4:46	62.4	6/10/2013 5:51	56.6
1/10/2013 0:31	65.6	2/10/2013 1:36	62.6	3/10/2013 2:41	62.2	4/10/2013 3:46	60.6	5/10/2013 4:51	62.4	6/10/2013 5:56	57.1
1/10/2013 0:36	66.0	2/10/2013 1:41	62.4	3/10/2013 2:46	61.5	4/10/2013 3:51	61.2	5/10/2013 4:56	62.2	6/10/2013 6:01	53.6
1/10/2013 0:41	64.0	2/10/2013 1:46	61.8	3/10/2013 2:51	61.8	4/10/2013 3:56	59.9	5/10/2013 5:01	62.9	6/10/2013 6:06	57.4
1/10/2013 0:46	65.6	2/10/2013 1:51	62.4	3/10/2013 2:56	62.2	4/10/2013 4:01	60.1	5/10/2013 5:06	56.8	6/10/2013 6:11	58.6
1/10/2013 0:51	64.4	2/10/2013 1:56	52.8	3/10/2013 3:01	60.3	4/10/2013 4:06	61.2	5/10/2013 5:11	62.9	6/10/2013 6:16	57.9
1/10/2013 0:56	65.6	2/10/2013 2:01	62.9	3/10/2013 3:06	62.4	4/10/2013 4:11	60.9	5/10/2013 5:16	48.6	6/10/2013 6:21	57.8
1/10/2013 1:01	63.9	2/10/2013 2:06	61.9	3/10/2013 3:11	61.7	4/10/2013 4:16	60.9	5/10/2013 5:21	49.1	6/10/2013 6:26	61.0
1/10/2013 1:06	64.6	2/10/2013 2:11	62.7	3/10/2013 3:16	62.3	4/10/2013 4:21	60.0	5/10/2013 5:26	62.3	6/10/2013 6:31	61.7
1/10/2013 1:11	64.5	2/10/2013 2:16	61.7	3/10/2013 3:21	61.3	4/10/2013 4:26	61.5	5/10/2013 5:31	52.8	6/10/2013 6:36	61.4
1/10/2013 1:16	63.0	2/10/2013 2:21	61.9	3/10/2013 3:26	62.7	4/10/2013 4:31	60.1	5/10/2013 5:36	49.6	6/10/2013 6:41	63.2
1/10/2013 1:21	63.6	2/10/2013 2:26	63.0	3/10/2013 3:31	61.4	4/10/2013 4:36	61.5	5/10/2013 5:41	62.7	6/10/2013 6:46	62.4
1/10/2013 1:26	62.8	2/10/2013 2:31	62.4	3/10/2013 3:36	62.2	4/10/2013 4:41	60.5	5/10/2013 5:46	55.5	6/10/2013 6:51	61.5
1/10/2013 1:31	64.1	2/10/2013 2:36	61.0	3/10/2013 3:41	60.7	4/10/2013 4:46	61.9	5/10/2013 5:51	59.0	6/10/2013 6:56	61.4
1/10/2013 1:36	62.7	2/10/2013 2:41	62.1	3/10/2013 3:46	59.6	4/10/2013 4:51	61.1	5/10/2013 5:56	50.3	6/10/2013 23:01	63.1
1/10/2013 1:41	63.4	2/10/2013 2:46	60.8	3/10/2013 3:51	60.8	4/10/2013 4:56	61.1	5/10/2013 6:01	56.7	6/10/2013 23:06	63.3
1/10/2013 1:46	64.3	2/10/2013 2:51	62.2	3/10/2013 3:56	61.2	4/10/2013 5:01	62.6	5/10/2013 6:06	60.0	6/10/2013 23:11	63.8
1/10/2013 1:51	63.4	2/10/2013 2:56	61.5	3/10/2013 4:01	61.2	4/10/2013 5:06	61.3	5/10/2013 6:11	58.8	6/10/2013 23:16	62.7
1/10/2013 1:56	63.3	2/10/2013 3:01	60.5	3/10/2013 4:06	60.8	4/10/2013 5:11	61.5	5/10/2013 6:16	62.5	6/10/2013 23:21	63.8
1/10/2013 2:01	62.8	2/10/2013 3:06	61.0	3/10/2013 4:11	61.9	4/10/2013 5:16	61.3	5/10/2013 6:21	60.8	6/10/2013 23:26	64.5
1/10/2013 2:06	62.9	2/10/2013 3:11	60.6	3/10/2013 4:16	61.1	4/10/2013 5:21	61.5	5/10/2013 6:26	58.8	6/10/2013 23:31	63.8
1/10/2013 2:11	63.6	2/10/2013 3:16	60.5	3/10/2013 4:21	61.6	4/10/2013 5:26	63.1	5/10/2013 6:31	60.4	6/10/2013 23:36	62.8
1/10/2013 2:16	60.7	2/10/2013 3:21	60.8	3/10/2013 4:26	60.8	4/10/2013 5:31	62.8	5/10/2013 6:36	63.3	6/10/2013 23:41	64.5
1/10/2013 2:21	64.6	2/10/2013 3:26	60.2	3/10/2013 4:31	59.9	4/10/2013 5:36	62.6	5/10/2013 6:41	62.5	6/10/2013 23:46	62.4
1/10/2013 2:26	63.1	2/10/2013 3:31	58.6	3/10/2013 4:36	61.2	4/10/2013 5:41	62.7	5/10/2013 6:46	63.6	6/10/2013 23:51	64.6
1/10/2013 2:31	62.1	2/10/2013 3:36	62.4	3/10/2013 4:41	61.7	4/10/2013 5:46	62.8	5/10/2013 6:51	63.2	6/10/2013 23:56	63.5
1/10/2013 2:36	61.9	2/10/2013 3:41	59.9	3/10/2013 4:46	61.1	4/10/2013 5:51	63.1	5/10/2013 6:56	62.8	7/10/2013 0:01	62.5
1/10/2013 2:41	59.5	2/10/2013 3:46	60.1	3/10/2013 4:51	62.1	4/10/2013 5:56	52.6	5/10/2013 23:01	64.0	7/10/2013 0:06	63.8
1/10/2013 2:46	59.7	2/10/2013 3:51	59.1	3/10/2013 4:56	62.0	4/10/2013 6:01	50.5	5/10/2013 23:06	65.0	7/10/2013 0:11	60.3
1/10/2013 2:51	61.4	2/10/2013 3:56	60.4	3/10/2013 5:01	60.7	4/10/2013 6:06	55.3	5/10/2013 23:11	64.3	7/10/2013 0:16	61.1
1/10/2013 2:56	59.1	2/10/2013 4:01	58.1	3/10/2013 5:06	62.5	4/10/2013 6:11	59.3	5/10/2013 23:16	65.5	7/10/2013 0:21	61.8
1/10/2013 3:01	61.0	2/10/2013 4:06	60.5	3/10/2013 5:11	62.1	4/10/2013 6:16	58.7	5/10/2013 23:21	63.6	7/10/2013 0:26	63.7
1/10/2013 3:06	59.8	2/10/2013 4:11	60.0	3/10/2013 5:16	62.0	4/10/2013 6:21	60.7	5/10/2013 23:26	65.0	7/10/2013 0:31	58.4
1/10/2013 3:11	64.4	2/10/2013 4:16	58.8	3/10/2013 5:21	61.9	4/10/2013 6:26	62.3	5/10/2013 23:31	64.2	7/10/2013 0:36	56.4
1/10/2013 3:16	54.1	2/10/2013 4:21	60.3	3/10/2013 5:26	62.1	4/10/2013 6:31	62.8	5/10/2013 23:36	63.7	7/10/2013 0:41	52.6
1/10/2013 3:21	63.9	2/10/2013 4:26	60.9	3/10/2013 5:31	62.0	4/10/2013 6:36	62.9	5/10/2013 23:41	63.5	7/10/2013 0:46	59.7
1/10/2013 3:26	58.5	2/10/2013 4:31	60.5	3/10/2013 5:36	62.3	4/10/2013 6:41	65.0	5/10/2013 23:46	63		

Real-time Noise Data		RTN3 (Po Leung Kuk Yu Lee Mo Fan Memorial School)									
7/10/2013 4:06	60.1	8/10/2013 5:11	62.1	9/10/2013 6:16	61.3	10/10/2013 23:21	65.5	12/10/2013 0:26	63.0	13/10/2013 1:31	57.9
7/10/2013 4:11	60.0	8/10/2013 5:16	61.7	9/10/2013 6:21	61.1	10/10/2013 23:26	65.3	12/10/2013 0:31	64.0	13/10/2013 1:36	57.1
7/10/2013 4:16	58.7	8/10/2013 5:21	61.2	9/10/2013 6:26	61.3	10/10/2013 23:31	64.7	12/10/2013 0:36	65.0	13/10/2013 1:41	58.4
7/10/2013 4:21	60.7	8/10/2013 5:26	61.9	9/10/2013 6:31	63.1	10/10/2013 23:36	64.2	12/10/2013 0:41	62.3	13/10/2013 1:46	58.1
7/10/2013 4:26	60.2	8/10/2013 5:31	61.8	9/10/2013 6:36	62.3	10/10/2013 23:41	64.1	12/10/2013 0:46	62.6	13/10/2013 1:51	59.3
7/10/2013 4:31	59.9	8/10/2013 5:36	45.8	9/10/2013 6:41	64.4	10/10/2013 23:46	63.8	12/10/2013 0:51	62.0	13/10/2013 1:56	59.6
7/10/2013 4:36	60.7	8/10/2013 5:41	62.7	9/10/2013 6:46	65.3	10/10/2013 23:51	64.7	12/10/2013 0:56	62.3	13/10/2013 2:01	51.3
7/10/2013 4:41	58.2	8/10/2013 5:46	62.7	9/10/2013 6:51	65.8	10/10/2013 23:56	64.4	12/10/2013 1:01	61.7	13/10/2013 2:06	58.4
7/10/2013 4:46	60.3	8/10/2013 5:51	55.2	9/10/2013 6:56	65.9	11/10/2013 0:01	64.5	12/10/2013 1:06	61.1	13/10/2013 2:11	57.8
7/10/2013 4:51	60.8	8/10/2013 5:56	58.1	9/10/2013 23:01	64.1	11/10/2013 0:06	63.5	12/10/2013 1:11	61.7	13/10/2013 2:16	57.9
7/10/2013 4:56	61.5	8/10/2013 6:01	53.9	9/10/2013 23:06	64.0	11/10/2013 0:11	63.8	12/10/2013 1:16	60.9	13/10/2013 2:21	57.2
7/10/2013 5:01	61.1	8/10/2013 6:06	55.6	9/10/2013 23:11	64.2	11/10/2013 0:16	66.6	12/10/2013 1:21	62.4	13/10/2013 2:26	57.7
7/10/2013 5:06	62.0	8/10/2013 6:11	59.8	9/10/2013 23:16	62.7	11/10/2013 0:21	63.2	12/10/2013 1:26	61.0	13/10/2013 2:31	56.8
7/10/2013 5:11	61.2	8/10/2013 6:16	61.9	9/10/2013 23:21	63.1	11/10/2013 0:26	62.3	12/10/2013 1:31	59.5	13/10/2013 2:36	64.4
7/10/2013 5:16	62.7	8/10/2013 6:21	61.0	9/10/2013 23:26	63.2	11/10/2013 0:31	60.4	12/10/2013 1:36	61.1	13/10/2013 2:41	55.0
7/10/2013 5:21	61.0	8/10/2013 6:26	62.3	9/10/2013 23:31	63.6	11/10/2013 0:36	61.6	12/10/2013 1:41	64.3	13/10/2013 2:46	48.8
7/10/2013 5:26	61.4	8/10/2013 6:31	64.2	9/10/2013 23:36	63.8	11/10/2013 0:41	61.2	12/10/2013 1:46	60.6	13/10/2013 2:51	48.3
7/10/2013 5:31	62.8	8/10/2013 6:36	64.2	9/10/2013 23:41	64.3	11/10/2013 0:46	59.7	12/10/2013 1:51	59.8	13/10/2013 2:56	57.1
7/10/2013 5:36	62.3	8/10/2013 6:41	64.9	9/10/2013 23:46	62.3	11/10/2013 0:51	62.0	12/10/2013 1:56	59.5	13/10/2013 3:01	52.2
7/10/2013 5:41	62.6	8/10/2013 6:46	64.9	9/10/2013 23:51	62.7	11/10/2013 0:56	61.0	12/10/2013 2:01	57.1	13/10/2013 3:06	53.3
7/10/2013 5:46	62.4	8/10/2013 6:51	65.8	9/10/2013 23:56	63.9	11/10/2013 1:01	59.8	12/10/2013 2:06	62.1	13/10/2013 3:11	46.3
7/10/2013 5:51	63.1	8/10/2013 6:56	65.4	10/10/2013 0:01	62.5	11/10/2013 1:06	59.9	12/10/2013 2:11	57.0	13/10/2013 3:16	62.7
7/10/2013 5:56	50.8	8/10/2013 23:01	63.8	10/10/2013 0:06	62.9	11/10/2013 1:11	56.9	12/10/2013 2:16	58.0	13/10/2013 3:21	45.2
7/10/2013 6:01	50.3	8/10/2013 23:06	63.1	10/10/2013 0:11	62.6	11/10/2013 1:16	60.6	12/10/2013 2:21	59.9	13/10/2013 3:26	63.1
7/10/2013 6:06	58.1	8/10/2013 23:11	64.3	10/10/2013 0:16	61.5	11/10/2013 1:21	55.7	12/10/2013 2:26	53.3	13/10/2013 3:31	52.9
7/10/2013 6:11	56.6	8/10/2013 23:16	64.0	10/10/2013 0:21	61.1	11/10/2013 1:26	56.5	12/10/2013 2:31	58.1	13/10/2013 3:36	62.1
7/10/2013 6:16	60.7	8/10/2013 23:21	65.4	10/10/2013 0:26	61.0	11/10/2013 1:31	57.9	12/10/2013 2:36	57.5	13/10/2013 3:41	62.9
7/10/2013 6:21	62.0	8/10/2013 23:26	66.1	10/10/2013 0:31	61.6	11/10/2013 1:36	54.7	12/10/2013 2:41	55.9	13/10/2013 3:46	62.7
7/10/2013 6:26	61.8	8/10/2013 23:31	67.6	10/10/2013 0:36	59.7	11/10/2013 1:41	57.0	12/10/2013 2:46	55.4	13/10/2013 3:51	45.8
7/10/2013 6:31	63.8	8/10/2013 23:36	69.3	10/10/2013 0:41	59.3	11/10/2013 1:46	56.2	12/10/2013 2:51	54.2	13/10/2013 3:56	62.3
7/10/2013 6:36	64.4	8/10/2013 23:41	67.7	10/10/2013 0:46	60.2	11/10/2013 1:51	54.7	12/10/2013 2:56	54.4	13/10/2013 4:01	62.7
7/10/2013 6:41	64.0	8/10/2013 23:46	67.2	10/10/2013 0:51	55.4	11/10/2013 1:56	62.8	12/10/2013 3:01	53.4	13/10/2013 4:06	51.3
7/10/2013 6:46	65.4	8/10/2013 23:51	64.2	10/10/2013 0:56	58.3	11/10/2013 2:01	62.7	12/10/2013 3:06	50.6	13/10/2013 4:11	42.8
7/10/2013 6:51	65.1	8/10/2013 23:56	62.1	10/10/2013 1:01	56.2	11/10/2013 2:06	62.1	12/10/2013 3:11	53.3	13/10/2013 4:16	62.1
7/10/2013 6:56	65.5	9/10/2013 0:01	63.1	10/10/2013 1:06	62.7	11/10/2013 2:11	62.6	12/10/2013 3:16	49.8	13/10/2013 4:21	52.8
7/10/2013 23:01	62.8	9/10/2013 0:06	63.2	10/10/2013 1:11	57.0	11/10/2013 2:16	62.4	12/10/2013 3:21	56.6	13/10/2013 4:26	62.1
7/10/2013 23:06	63.1	9/10/2013 0:11	62.6	10/10/2013 1:16	63.0	11/10/2013 2:21	62.3	12/10/2013 3:26	41.5	13/10/2013 4:31	62.2
7/10/2013 23:11	63.0	9/10/2013 0:16	61.0	10/10/2013 1:21	51.9	11/10/2013 2:26	62.8	12/10/2013 3:31	62.6	13/10/2013 4:36	62.2
7/10/2013 23:16	63.8	9/10/2013 0:21	61.0	10/10/2013 1:26	50.0	11/10/2013 2:31	62.0	12/10/2013 3:36	50.0	13/10/2013 4:41	39.7
7/10/2013 23:21	61.2	9/10/2013 0:26	62.3	10/10/2013 1:31	55.3	11/10/2013 2:36	62.4	12/10/2013 3:41	52.7	13/10/2013 4:46	62.5
7/10/2013 23:26	63.8	9/10/2013 0:31	62.5	10/10/2013 1:36	63.1	11/10/2013 2:41	59.9	12/10/2013 3:46	62.8	13/10/2013 4:51	61.9
7/10/2013 23:31	61.7	9/10/2013 0:36	61.7	10/10/2013 1:41	62.9	11/10/2013 2:46	62.2	12/10/2013 3:51	63.1	13/10/2013 4:56	62.1
7/10/2013 23:36	63.1	9/10/2013 0:41	63.9	10/10/2013 1:46	62.9	11/10/2013 2:51	61.7	12/10/2013 3:56	62.9	13/10/2013 5:01	63.0
7/10/2013 23:41	62.1	9/10/2013 0:46	60.1	10/10/2013 1:51	63.0	11/10/2013 2:56	61.5	12/10/2013 4:01	62.4	13/10/2013 5:06	53.8
7/10/2013 23:46	63.1	9/10/2013 0:51	58.4	10/10/2013 1:56	62.2	11/10/2013 3:01	62.5	12/10/2013 4:06	63.0	13/10/2013 5:11	62.7
7/10/2013 23:51	60.3	9/10/2013 0:56	59.0	10/10/2013 2:01	61.6	11/10/2013 3:06	61.4	12/10/2013 4:11	62.0	13/10/2013 5:16	62.8
7/10/2013 23:56	62.3	9/10/2013 1:01	59.6	10/10/2013 2:06	62.5	11/10/2013 3:11	61.0	12/10/2013 4:16	62.9	13/10/2013 5:21	51.5
8/10/2013 0:01	65.7	9/10/2013 1:06	58.6	10/10/2013 2:11	62.8	11/10/2013 3:16	61.8	12/10/2013 4:21	63.0	13/10/2013 5:26	62.5
8/10/2013 0:06	61.8	9/10/2013 1:11	56.8	10/10/2013 2:16	61.7	11/10/2013 3:21	60.8	12/10/2013 4:26	62.7	13/10/2013 5:31	62.7
8/10/2013 0:11	61.0	9/10/2013 1:16	56.6	10/10/2013 2:21	62.5	11/10/2013 3:26	60.4	12/10/2013 4:31	62.2	13/10/2013 5:36	62.9
8/10/2013 0:16	62.1	9/10/2013 1:21	56.8	10/10/2013 2:26	63.1	11/10/2013 3:31	62.5	12/10/2013 4:36	62.9	13/10/2013 5:41	53.3
8/10/2013 0:21	60.4	9/10/2013 1:26	39.7	10/10/2013 2:31	61.9	11/10/2013 3:36	62.1	12/10/2013 4:41	62.4	13/10/2013 5:46	62.9
8/10/2013 0:26	60.5	9/10/2013 1:31	46.8	10/10/2013 2:36	62.3	11/10/2013 3:41	61.5	12/10/2013 4:46	62.2	13/10/2013 5:51	62.5
8/10/2013 0:31	62.2	9/10/2013 1:36	53.3	10/10/2013 2:41	62.2	11/10/2013 3:46	60.5	12/10/2013 4:51	62.0	13/10/2013 5:56	55.7
8/10/2013 0:36	60.4	9/10/2013 1:41	52.3	10/10/2013 2:46	61.3	11/10/2013 3:51	61.3	12/10/2013 4:56	62.1	13/10/2013 6:01	54.9
8/10/2013 0:41	53.4	9/10/2013 1:46	62.6	10/10/2013 2:51	60.6	11/10/2013 3:56	61.2	12/10/2013 5:01	58.6	13/10/2013 6:06	53.9
8/10/2013 0:46	58.1	9/10/2013 1:51	53.4	10/10/2013 2:56	61.2	11/10/2013 4:01	61.3	12/10/2013 5:06	49.1	13/10/2013 6:11	59.4
8/10/2013 0:51	53.1	9/10/2013 1:56	47.6	10/10/2013 3:01	60.7	11/10/2013 4:06	60.4	12/10/2013 5:11	62.6	13/10/2013 6:16	58.8
8/10/2013 0:56	54.2	9/10/2013 2:01	63.0	10/10/2013 3:06	61.5	11/10/2013 4:11	61.7	12/10/2013 5:16	62.6	13/10/2013 6:21	61.7
8/10/2013 1:01	59.9	9/10/2013 2:06	62.7	10/10/2013 3:11	59.9	11/10/2013 4:16	61.3	12/10/2013 5:21	62.8	13/10/2013 6:26	62.1
8/10/2013 1:06	56.9	9/10/2013 2:11	57.7	10/10/2013 3:16	59.8	11/10/2013 4:21	61.3	12/10/2013 5:26	62.6	13/10/2013 6:31	60.1
8/10/2013 1:11	59.0	9/10/2013 2:16	62.8	10/10/2013 3:21	60.1	11/10/2013 4:26	61.9	12/10/2013 5:31	63.0	13/10/2013 6:36	60.6
8/10/2013 1:16	54.3	9/10/2013 2:21	62.6	10/10/2013 3:26	59.6	11/10/2013 4:31	60.7	12/10/2013 5:36	62.1	13/10/2013 6:41	58.9
8/10/2013 1:21	59.4	9/10/2013 2:26	63.0	10/10/2013 3:31	59.9	11/10/2013 4:36	61.7	12/10/2013 5:41	56.6	13/10/2013 6:46	57.9
8/10/2013 1:26	53.1	9/10/2013 2:31	62.1	10/10/2013 3:36	60.4	11/10/2013 4:41	61.7	12/10/2013 5:46	57.8	13/10/2013 6:51	61.6
8/10/2013 1:31	62.8	9/10/2013 2:36	62.5	10/10/2013 3:41	61.5	11/10/2013 4:46	61.1	12/10/2013 5:51	56.3	13/10/2013 6:56	60.3
8/10/2013 1:36	53.7	9/10/2013 2:41	61.9	10/10/2013 3:46	59.2	11/10/2013 4:51	60.3	12/10/2013 5:56	58.6	13/10/2013 23:01	63.3
8/10/2013 1:41	63.1	9/10/2013 2:46	61.7	10/10/2013 3:51	60.1	11/10/2013 4:56	60.7	12/10/2013 6:01	59.4	13/10/2013 23:06	62.5
8/10/2013 1:46	62.7	9/10/2013 2:51	61.4	10/10/2013 3:56	60.7	11/10/2013 5:01	61.5	12/10/2013 6:06	59.0	13/10/2013 23:11	63.8
8/10/2013 1:51	62.8	9/10/2013 2:56	61.3</								

Real-time Noise Data	RTN3 (Po Leung Kuk Yu Lee Mo Fan Memorial School)										
14/10/2013 2:36	62.7	15/10/2013 3:41	59.9	16/10/2013 4:46	60.7	17/10/2013 5:51	57.2	18/10/2013 6:56	64.2	20/10/2013 0:01	64.6
14/10/2013 2:41	61.8	15/10/2013 3:46	59.9	16/10/2013 4:51	60.4	17/10/2013 5:56	55.0	18/10/2013 23:01	64.3	20/10/2013 0:06	65.0
14/10/2013 2:46	53.1	15/10/2013 3:51	60.2	16/10/2013 4:56	62.5	17/10/2013 6:01	52.2	18/10/2013 23:06	64.9	20/10/2013 0:11	64.2
14/10/2013 2:51	62.5	15/10/2013 3:56	59.2	16/10/2013 5:01	60.8	17/10/2013 6:06	56.4	18/10/2013 23:11	65.2	20/10/2013 0:16	63.9
14/10/2013 2:56	62.0	15/10/2013 4:01	60.1	16/10/2013 5:06	62.7	17/10/2013 6:11	57.4	18/10/2013 23:16	65.4	20/10/2013 0:21	63.8
14/10/2013 3:01	61.9	15/10/2013 4:06	59.3	16/10/2013 5:11	62.1	17/10/2013 6:16	60.2	18/10/2013 23:21	64.9	20/10/2013 0:26	62.7
14/10/2013 3:06	62.8	15/10/2013 4:11	60.5	16/10/2013 5:16	61.9	17/10/2013 6:21	61.7	18/10/2013 23:26	66.0	20/10/2013 0:31	63.7
14/10/2013 3:11	62.0	15/10/2013 4:16	60.3	16/10/2013 5:21	62.2	17/10/2013 6:26	61.0	18/10/2013 23:31	66.3	20/10/2013 0:36	62.8
14/10/2013 3:16	61.3	15/10/2013 4:21	59.8	16/10/2013 5:26	62.4	17/10/2013 6:31	63.5	18/10/2013 23:36	66.2	20/10/2013 0:41	63.3
14/10/2013 3:21	61.9	15/10/2013 4:26	59.9	16/10/2013 5:31	62.6	17/10/2013 6:36	62.1	18/10/2013 23:41	65.4	20/10/2013 0:46	61.3
14/10/2013 3:26	61.9	15/10/2013 4:31	60.2	16/10/2013 5:36	55.5	17/10/2013 6:41	64.1	18/10/2013 23:46	65.0	20/10/2013 0:51	62.5
14/10/2013 3:31	61.8	15/10/2013 4:36	59.0	16/10/2013 5:41	44.5	17/10/2013 6:46	63.8	18/10/2013 23:51	65.5	20/10/2013 0:56	61.4
14/10/2013 3:36	62.7	15/10/2013 4:41	60.7	16/10/2013 5:46	53.1	17/10/2013 6:51	64.2	18/10/2013 23:56	66.3	20/10/2013 1:01	62.8
14/10/2013 3:41	61.2	15/10/2013 4:46	60.9	16/10/2013 5:51	56.9	17/10/2013 6:56	65.5	19/10/2013 0:01	64.7	20/10/2013 1:06	60.7
14/10/2013 3:46	61.0	15/10/2013 4:51	61.5	16/10/2013 5:56	54.2	17/10/2013 23:01	64.3	19/10/2013 0:06	68.5	20/10/2013 1:11	60.3
14/10/2013 3:51	61.5	15/10/2013 4:56	59.8	16/10/2013 6:01	55.0	17/10/2013 23:06	64.9	19/10/2013 0:11	64.9	20/10/2013 1:16	60.0
14/10/2013 3:56	60.8	15/10/2013 5:01	61.3	16/10/2013 6:06	60.0	17/10/2013 23:11	65.2	19/10/2013 0:16	67.3	20/10/2013 1:21	60.3
14/10/2013 4:01	61.4	15/10/2013 5:06	61.6	16/10/2013 6:11	58.9	17/10/2013 23:16	65.4	19/10/2013 0:21	64.9	20/10/2013 1:26	60.0
14/10/2013 4:06	61.8	15/10/2013 5:11	62.1	16/10/2013 6:16	60.7	17/10/2013 23:21	64.9	19/10/2013 0:26	66.0	20/10/2013 1:31	58.9
14/10/2013 4:11	61.7	15/10/2013 5:16	61.2	16/10/2013 6:21	60.9	17/10/2013 23:26	66.0	19/10/2013 0:31	66.0	20/10/2013 1:36	61.7
14/10/2013 4:16	61.1	15/10/2013 5:21	61.7	16/10/2013 6:26	63.2	17/10/2013 23:31	66.3	19/10/2013 0:36	64.1	20/10/2013 1:41	61.5
14/10/2013 4:21	61.9	15/10/2013 5:26	62.6	16/10/2013 6:31	62.5	17/10/2013 23:36	66.2	19/10/2013 0:41	64.7	20/10/2013 1:46	60.9
14/10/2013 4:26	61.4	15/10/2013 5:31	62.2	16/10/2013 6:36	64.6	17/10/2013 23:41	65.4	19/10/2013 0:46	63.7	20/10/2013 1:51	59.3
14/10/2013 4:31	61.6	15/10/2013 5:36	61.5	16/10/2013 6:41	64.1	17/10/2013 23:46	65.0	19/10/2013 0:51	64.4	20/10/2013 1:56	61.0
14/10/2013 4:36	62.5	15/10/2013 5:41	63.1	16/10/2013 6:46	65.1	17/10/2013 23:51	65.5	19/10/2013 0:56	63.3	20/10/2013 2:01	58.3
14/10/2013 4:41	62.9	15/10/2013 5:46	57.1	16/10/2013 6:51	66.1	17/10/2013 23:56	66.3	19/10/2013 1:01	63.8	20/10/2013 2:06	58.9
14/10/2013 4:46	62.4	15/10/2013 5:51	50.3	16/10/2013 6:56	65.8	18/10/2013 0:01	64.7	19/10/2013 1:06	63.2	20/10/2013 2:11	58.7
14/10/2013 4:51	61.3	15/10/2013 5:56	53.9	16/10/2013 23:01	64.2	18/10/2013 0:06	68.5	19/10/2013 1:11	62.7	20/10/2013 2:16	59.1
14/10/2013 4:56	62.4	15/10/2013 6:01	55.9	16/10/2013 23:06	64.3	18/10/2013 0:11	64.9	19/10/2013 1:16	62.3	20/10/2013 2:21	57.0
14/10/2013 5:01	61.9	15/10/2013 6:06	57.9	16/10/2013 23:11	64.6	18/10/2013 0:16	67.3	19/10/2013 1:21	61.9	20/10/2013 2:26	58.4
14/10/2013 5:06	61.8	15/10/2013 6:11	58.8	16/10/2013 23:16	64.3	18/10/2013 0:21	64.9	19/10/2013 1:26	60.9	20/10/2013 2:31	59.4
14/10/2013 5:11	62.1	15/10/2013 6:16	61.7	16/10/2013 23:21	63.3	18/10/2013 0:26	66.0	19/10/2013 1:31	61.5	20/10/2013 2:36	57.4
14/10/2013 5:16	61.1	15/10/2013 6:21	61.7	16/10/2013 23:26	63.8	18/10/2013 0:31	66.0	19/10/2013 1:36	60.4	20/10/2013 2:41	58.4
14/10/2013 5:21	62.1	15/10/2013 6:26	61.5	16/10/2013 23:31	63.3	18/10/2013 0:36	64.1	19/10/2013 1:41	58.4	20/10/2013 2:46	57.3
14/10/2013 5:26	63.1	15/10/2013 6:31	63.8	16/10/2013 23:36	63.4	18/10/2013 0:41	64.7	19/10/2013 1:46	61.0	20/10/2013 2:51	57.4
14/10/2013 5:31	61.7	15/10/2013 6:36	63.1	16/10/2013 23:41	64.5	18/10/2013 0:46	63.7	19/10/2013 1:51	59.4	20/10/2013 2:56	58.6
14/10/2013 5:36	47.2	15/10/2013 6:41	63.9	16/10/2013 23:46	63.5	18/10/2013 0:51	64.4	19/10/2013 1:56	58.6	20/10/2013 3:01	56.5
14/10/2013 5:41	62.7	15/10/2013 6:46	64.9	16/10/2013 23:51	63.5	18/10/2013 0:56	63.3	19/10/2013 2:01	59.7	20/10/2013 3:06	56.6
14/10/2013 5:46	62.7	15/10/2013 6:51	65.8	16/10/2013 23:56	63.0	18/10/2013 1:01	63.8	19/10/2013 2:06	59.8	20/10/2013 3:11	57.1
14/10/2013 5:51	62.5	15/10/2013 6:56	65.8	17/10/2013 0:01	62.6	18/10/2013 1:06	63.2	19/10/2013 2:11	59.9	20/10/2013 3:16	49.4
14/10/2013 5:56	62.5	15/10/2013 23:01	64.7	17/10/2013 0:06	62.0	18/10/2013 1:11	62.7	19/10/2013 2:16	57.8	20/10/2013 3:21	57.6
14/10/2013 6:01	54.4	15/10/2013 23:06	64.4	17/10/2013 0:11	63.1	18/10/2013 1:16	62.3	19/10/2013 2:21	58.0	20/10/2013 3:26	51.5
14/10/2013 6:06	57.1	15/10/2013 23:11	63.8	17/10/2013 0:16	62.2	18/10/2013 1:21	61.9	19/10/2013 2:26	58.5	20/10/2013 3:31	56.3
14/10/2013 6:11	54.6	15/10/2013 23:16	64.5	17/10/2013 0:21	63.8	18/10/2013 1:26	60.9	19/10/2013 2:31	57.6	20/10/2013 3:36	56.6
14/10/2013 6:16	56.2	15/10/2013 23:21	64.3	17/10/2013 0:26	61.5	18/10/2013 1:31	61.5	19/10/2013 2:36	60.5	20/10/2013 3:41	54.1
14/10/2013 6:21	59.3	15/10/2013 23:26	64.6	17/10/2013 0:31	61.8	18/10/2013 1:36	60.4	19/10/2013 2:41	56.2	20/10/2013 3:46	56.3
14/10/2013 6:26	59.7	15/10/2013 23:31	64.3	17/10/2013 0:36	60.7	18/10/2013 1:41	58.4	19/10/2013 2:46	59.6	20/10/2013 3:51	44.5
14/10/2013 6:31	58.6	15/10/2013 23:36	64.5	17/10/2013 0:41	60.9	18/10/2013 1:46	61.0	19/10/2013 2:51	57.7	20/10/2013 3:56	63.0
14/10/2013 6:36	61.2	15/10/2013 23:41	63.3	17/10/2013 0:46	59.2	18/10/2013 1:51	59.4	19/10/2013 2:56	55.2	20/10/2013 4:01	54.6
14/10/2013 6:41	61.1	15/10/2013 23:46	64.3	17/10/2013 0:51	59.7	18/10/2013 1:56	58.6	19/10/2013 3:01	58.9	20/10/2013 4:06	62.6
14/10/2013 6:46	62.4	15/10/2013 23:51	62.9	17/10/2013 0:56	57.1	18/10/2013 2:01	59.7	19/10/2013 3:06	56.7	20/10/2013 4:11	62.9
14/10/2013 6:51	62.6	15/10/2013 23:56	63.7	17/10/2013 1:01	60.8	18/10/2013 2:06	59.8	19/10/2013 3:11	57.9	20/10/2013 4:16	63.7
14/10/2013 6:56	61.3	16/10/2013 0:01	61.5	17/10/2013 1:06	59.4	18/10/2013 2:11	59.9	19/10/2013 3:16	48.3	20/10/2013 4:21	55.5
14/10/2013 23:01	62.9	16/10/2013 0:06	62.8	17/10/2013 1:11	60.0	18/10/2013 2:16	57.8	19/10/2013 3:21	59.2	20/10/2013 4:26	53.7
14/10/2013 23:06	62.4	16/10/2013 0:11	62.0	17/10/2013 1:16	57.8	18/10/2013 2:21	58.0	19/10/2013 3:26	55.7	20/10/2013 4:31	44.5
14/10/2013 23:11	62.9	16/10/2013 0:16	62.7	17/10/2013 1:21	56.4	18/10/2013 2:26	58.5	19/10/2013 3:31	50.0	20/10/2013 4:36	62.6
14/10/2013 23:16	61.9	16/10/2013 0:21	64.0	17/10/2013 1:26	54.9	18/10/2013 2:31	57.6	19/10/2013 3:36	49.4	20/10/2013 4:41	52.2
14/10/2013 23:21	61.3	16/10/2013 0:26	63.1	17/10/2013 1:31	56.9	18/10/2013 2:36	60.5	19/10/2013 3:41	62.9	20/10/2013 4:46	42.8
14/10/2013 23:26	61.4	16/10/2013 0:31	61.3	17/10/2013 1:36	57.1	18/10/2013 2:41	56.2	19/10/2013 3:46	63.0	20/10/2013 4:51	51.0
14/10/2013 23:31	62.6	16/10/2013 0:36	59.5	17/10/2013 1:41	42.8	18/10/2013 2:46	59.6	19/10/2013 3:51	62.8	20/10/2013 4:56	62.6
14/10/2013 23:36	62.1	16/10/2013 0:41	59.4	17/10/2013 1:46	36.7	18/10/2013 2:51	57.7	19/10/2013 3:56	63.0	20/10/2013 5:01	49.6
14/10/2013 23:41	61.2	16/10/2013 0:46	61.5	17/10/2013 1:51	50.5	18/10/2013 2:56	55.2	19/10/2013 4:01	55.9	20/10/2013 5:06	50.5
14/10/2013 23:46	59.2	16/10/2013 0:51	58.4	17/10/2013 1:56	55.9	18/10/2013 3:01	58.9	19/10/2013 4:06	62.1	20/10/2013 5:11	62.5
14/10/2013 23:51	60.6	16/10/2013 0:56	57.9	17/10/2013 2:01	63.0	18/10/2013 3:06	56.7	19/10/2013 4:11	62.6	20/10/2013 5:16	46.3
14/10/2013 23:56	61.9	16/10/2013 1:01	61.0	17/10/2013 2:06	62.5	18/10/2013 3:11	57.9	19/10/2013 4:16	52.8	20/10/2013 5:21	62.3
15/10/2013 0:01	61.9	16/10/2013 1:06	55.7	17/10/2013 2:11	62.6	18/10/2013 3:16	48.3	19/10/2013 4:21	63.0	20/10/2013 5:26	60.8
15/10/2013 0:06	60.1	16/10/2013 1:11	59.3	17/10/2013 2:16	61.9	18/10/2013 3:21	59.2	19/10/2013 4:26	62.7	20/10/2013 5:31	61.6
15/10/2013 0:11	59.5	16/10/2013 1:16	63.1	17/10/2013 2:21	62.0	18/10/2013 3:26	55.7	19/10/2013 4:31	52.3	20/10/2013 5:36	62.7
15/10/2013 0:16	59.4	16/10/2013 1:21	55.0	17/10							



Real-time Noise Data		RTN3 (Po Leung Kuk Yu Lee Mo Fan Memorial School)									
21/10/2013 1:06	45.2	22/10/2013 2:11	63.0	23/10/2013 3:16	62.2	24/10/2013 4:21	61.7	25/10/2013 5:26	61.7	26/10/2013 6:31	61.9
21/10/2013 1:11	62.8	22/10/2013 2:16	62.6	23/10/2013 3:21	62.0	24/10/2013 4:26	59.9	25/10/2013 5:31	62.1	26/10/2013 6:36	64.5
21/10/2013 1:16	62.7	22/10/2013 2:21	52.8	23/10/2013 3:26	60.6	24/10/2013 4:31	60.2	25/10/2013 5:36	62.8	26/10/2013 6:41	64.0
21/10/2013 1:21	62.8	22/10/2013 2:26	45.8	23/10/2013 3:31	61.1	24/10/2013 4:36	61.1	25/10/2013 5:41	62.6	26/10/2013 6:46	62.6
21/10/2013 1:26	63.1	22/10/2013 2:31	62.7	23/10/2013 3:36	61.2	24/10/2013 4:41	60.8	25/10/2013 5:46	47.2	26/10/2013 6:51	62.9
21/10/2013 1:31	56.4	22/10/2013 2:36	39.7	23/10/2013 3:41	62.2	24/10/2013 4:46	59.8	25/10/2013 5:51	54.6	26/10/2013 6:56	63.8
21/10/2013 1:36	50.5	22/10/2013 2:41	62.4	23/10/2013 3:46	61.1	24/10/2013 4:51	61.5	25/10/2013 5:56	56.7	26/10/2013 7:01	65.1
21/10/2013 1:41	57.7	22/10/2013 2:46	61.6	23/10/2013 3:51	59.9	24/10/2013 4:56	62.2	25/10/2013 6:01	54.5	26/10/2013 7:06	65.2
21/10/2013 1:46	50.3	22/10/2013 2:51	62.9	23/10/2013 3:56	60.4	24/10/2013 5:01	62.0	25/10/2013 6:06	58.7	26/10/2013 7:11	64.8
21/10/2013 1:51	63.0	22/10/2013 2:56	61.5	23/10/2013 4:01	60.5	24/10/2013 5:06	61.0	25/10/2013 6:11	60.0	26/10/2013 7:16	64.5
21/10/2013 1:56	45.2	22/10/2013 3:01	61.6	23/10/2013 4:06	61.2	24/10/2013 5:11	62.9	25/10/2013 6:16	61.5	26/10/2013 7:21	66.3
21/10/2013 2:01	61.9	22/10/2013 3:06	60.7	23/10/2013 4:11	60.7	24/10/2013 5:16	61.3	25/10/2013 6:21	62.4	26/10/2013 7:26	63.4
21/10/2013 2:06	63.0	22/10/2013 3:11	61.1	23/10/2013 4:16	60.4	24/10/2013 5:21	62.5	25/10/2013 6:26	62.4	26/10/2013 7:31	64.4
21/10/2013 2:11	62.6	22/10/2013 3:16	61.5	23/10/2013 4:21	61.4	24/10/2013 5:26	60.8	25/10/2013 6:31	64.0	26/10/2013 7:36	63.9
21/10/2013 2:16	62.0	22/10/2013 3:21	63.1	23/10/2013 4:26	61.2	24/10/2013 5:31	62.7	25/10/2013 6:36	65.2	26/10/2013 7:41	64.7
21/10/2013 2:21	61.9	22/10/2013 3:26	60.6	23/10/2013 4:31	61.0	24/10/2013 5:36	53.2	25/10/2013 6:41	65.6	26/10/2013 7:46	64.2
21/10/2013 2:26	62.0	22/10/2013 3:31	60.8	23/10/2013 4:36	61.4	24/10/2013 5:41	63.1	25/10/2013 6:46	65.1	26/10/2013 7:51	64.1
21/10/2013 2:31	61.9	22/10/2013 3:36	61.8	23/10/2013 4:41	60.9	24/10/2013 5:46	63.0	25/10/2013 6:51	65.9	26/10/2013 7:56	64.2
21/10/2013 2:36	61.6	22/10/2013 3:41	60.2	23/10/2013 4:46	61.6	24/10/2013 5:51	62.8	25/10/2013 6:56	67.0	27/10/2013 0:01	63.5
21/10/2013 2:41	61.4	22/10/2013 3:46	60.0	23/10/2013 4:51	60.7	24/10/2013 5:56	60.6	25/10/2013 7:01	65.5	27/10/2013 0:06	63.8
21/10/2013 2:46	61.8	22/10/2013 3:51	60.4	23/10/2013 4:56	62.3	24/10/2013 6:01	43.7	25/10/2013 7:06	65.8	27/10/2013 0:11	63.8
21/10/2013 2:51	61.9	22/10/2013 3:56	61.0	23/10/2013 5:01	61.4	24/10/2013 6:06	54.2	25/10/2013 7:11	65.9	27/10/2013 0:16	62.8
21/10/2013 2:56	61.1	22/10/2013 4:01	60.5	23/10/2013 5:06	61.9	24/10/2013 6:11	60.6	25/10/2013 7:16	65.7	27/10/2013 0:21	66.5
21/10/2013 3:01	61.1	22/10/2013 4:06	61.5	23/10/2013 5:11	62.3	24/10/2013 6:16	60.9	25/10/2013 7:21	65.5	27/10/2013 0:26	63.2
21/10/2013 3:06	61.4	22/10/2013 4:11	60.8	23/10/2013 5:16	62.2	24/10/2013 6:21	62.0	25/10/2013 7:26	65.1	27/10/2013 0:31	64.1
21/10/2013 3:11	60.0	22/10/2013 4:16	61.4	23/10/2013 5:21	61.9	24/10/2013 6:26	63.1	25/10/2013 7:31	64.9	27/10/2013 0:36	64.0
21/10/2013 3:16	60.7	22/10/2013 4:21	62.4	23/10/2013 5:26	61.9	24/10/2013 6:31	64.5	25/10/2013 7:36	64.3	27/10/2013 0:41	62.8
21/10/2013 3:21	60.5	22/10/2013 4:26	61.9	23/10/2013 5:31	47.2	24/10/2013 6:36	64.4	25/10/2013 7:41	66.5	27/10/2013 0:46	62.6
21/10/2013 3:26	60.5	22/10/2013 4:31	59.7	23/10/2013 5:36	62.3	24/10/2013 6:41	65.4	25/10/2013 7:46	65.1	27/10/2013 0:51	62.3
21/10/2013 3:31	59.5	22/10/2013 4:36	61.2	23/10/2013 5:41	55.5	24/10/2013 6:46	65.5	25/10/2013 7:51	64.6	27/10/2013 0:56	61.3
21/10/2013 3:36	61.4	22/10/2013 4:41	61.7	23/10/2013 5:46	62.8	24/10/2013 6:51	65.6	25/10/2013 7:56	65.0	27/10/2013 1:01	62.7
21/10/2013 3:41	60.4	22/10/2013 4:46	61.1	23/10/2013 5:51	55.7	24/10/2013 6:56	65.4	26/10/2013 0:01	65.6	27/10/2013 1:06	60.8
21/10/2013 3:46	60.4	22/10/2013 4:51	61.4	23/10/2013 5:56	60.4	24/10/2013 7:01	65.2	26/10/2013 0:06	64.1	27/10/2013 1:11	61.9
21/10/2013 3:51	60.3	22/10/2013 4:56	61.7	23/10/2013 6:01	55.0	24/10/2013 7:06	64.5	26/10/2013 0:11	64.3	27/10/2013 1:16	61.6
21/10/2013 3:56	60.6	22/10/2013 5:01	61.9	23/10/2013 6:06	59.7	24/10/2013 7:11	65.7	26/10/2013 0:16	64.1	27/10/2013 1:21	59.6
21/10/2013 4:01	59.4	22/10/2013 5:06	62.4	23/10/2013 6:11	60.1	24/10/2013 7:16	64.5	26/10/2013 0:21	64.3	27/10/2013 1:26	61.4
21/10/2013 4:06	59.7	22/10/2013 5:11	62.5	23/10/2013 6:16	62.0	24/10/2013 7:21	63.9	26/10/2013 0:26	63.8	27/10/2013 1:31	61.5
21/10/2013 4:11	60.5	22/10/2013 5:16	61.6	23/10/2013 6:21	62.8	24/10/2013 7:26	64.0	26/10/2013 0:31	64.7	27/10/2013 1:36	60.5
21/10/2013 4:16	60.7	22/10/2013 5:21	61.8	23/10/2013 6:26	63.3	24/10/2013 7:31	64.8	26/10/2013 0:36	63.2	27/10/2013 1:41	60.5
21/10/2013 4:21	59.3	22/10/2013 5:26	61.7	23/10/2013 6:31	65.4	24/10/2013 7:36	64.7	26/10/2013 0:41	63.5	27/10/2013 1:46	60.7
21/10/2013 4:26	60.5	22/10/2013 5:31	62.3	23/10/2013 6:36	66.4	24/10/2013 7:41	65.0	26/10/2013 0:46	63.8	27/10/2013 1:51	58.4
21/10/2013 4:31	60.9	22/10/2013 5:36	62.5	23/10/2013 6:41	64.4	24/10/2013 7:46	64.6	26/10/2013 0:51	64.5	27/10/2013 1:56	60.0
21/10/2013 4:36	60.4	22/10/2013 5:41	50.6	23/10/2013 6:46	65.8	24/10/2013 7:51	64.1	26/10/2013 0:56	63.2	27/10/2013 2:01	59.4
21/10/2013 4:41	59.7	22/10/2013 5:46	62.6	23/10/2013 6:51	65.4	24/10/2013 7:56	63.7	26/10/2013 1:01	62.9	27/10/2013 2:06	58.9
21/10/2013 4:46	61.7	22/10/2013 5:51	54.5	23/10/2013 6:56	66.5	24/10/2013 8:01	63.8	26/10/2013 1:06	63.9	27/10/2013 2:11	61.7
21/10/2013 4:51	61.4	22/10/2013 5:56	57.8	23/10/2013 7:01	64.8	24/10/2013 8:06	64.2	26/10/2013 1:11	62.4	27/10/2013 2:16	58.1
21/10/2013 4:56	62.7	22/10/2013 6:01	63.0	23/10/2013 7:06	63.8	24/10/2013 8:11	63.8	26/10/2013 1:16	62.7	27/10/2013 2:21	59.5
21/10/2013 5:01	60.2	22/10/2013 6:06	59.7	23/10/2013 7:11	64.9	24/10/2013 8:16	63.8	26/10/2013 1:21	61.4	27/10/2013 2:26	59.0
21/10/2013 5:06	62.6	22/10/2013 6:11	59.7	23/10/2013 7:16	64.6	24/10/2013 8:21	63.1	26/10/2013 1:26	62.6	27/10/2013 2:31	56.1
21/10/2013 5:11	60.4	22/10/2013 6:16	61.0	23/10/2013 7:21	65.5	24/10/2013 8:26	64.9	26/10/2013 1:31	62.7	27/10/2013 2:36	56.9
21/10/2013 5:16	62.6	22/10/2013 6:21	62.7	23/10/2013 7:26	63.8	24/10/2013 8:31	62.6	26/10/2013 1:36	62.6	27/10/2013 2:41	58.4
21/10/2013 5:21	62.2	22/10/2013 6:26	62.9	23/10/2013 7:31	65.1	24/10/2013 8:36	62.7	26/10/2013 1:41	62.1	27/10/2013 2:46	63.1
21/10/2013 5:26	62.5	22/10/2013 6:31	63.6	23/10/2013 7:36	64.0	24/10/2013 8:41	61.7	26/10/2013 1:46	62.0	27/10/2013 2:51	58.0
21/10/2013 5:31	62.0	22/10/2013 6:36	66.6	23/10/2013 7:41	64.8	24/10/2013 8:46	61.3	26/10/2013 1:51	60.6	27/10/2013 2:56	56.3
21/10/2013 5:36	56.3	22/10/2013 6:41	66.1	23/10/2013 7:46	64.2	24/10/2013 8:51	59.7	26/10/2013 1:56	62.1	27/10/2013 3:01	56.2
21/10/2013 5:41	51.2	22/10/2013 6:46	65.9	23/10/2013 7:51	64.1	24/10/2013 8:56	67.3	26/10/2013 2:01	58.5	27/10/2013 3:06	49.4
21/10/2013 5:46	58.5	22/10/2013 6:51	66.6	23/10/2013 7:56	63.4	24/10/2013 9:01	58.0	26/10/2013 2:06	61.8	27/10/2013 3:11	50.0
21/10/2013 5:51	56.8	22/10/2013 6:56	66.6	24/10/2013 0:01	64.1	25/10/2013 1:06	65.0	26/10/2013 2:11	60.3	27/10/2013 3:16	56.6
21/10/2013 5:56	56.4	22/10/2013 7:01	63.8	24/10/2013 0:06	65.0	25/10/2013 1:11	58.9	26/10/2013 2:16	59.0	27/10/2013 3:21	58.0
21/10/2013 6:01	56.5	22/10/2013 7:06	63.8	24/10/2013 0:11	63.4	25/10/2013 1:16	60.2	26/10/2013 2:21	59.8	27/10/2013 3:26	55.9
21/10/2013 6:06	60.8	22/10/2013 7:11	64.7	24/10/2013 0:16	64.2	25/10/2013 1:21	58.6	26/10/2013 2:26	60.7	27/10/2013 3:31	53.2
21/10/2013 6:11	60.4	22/10/2013 7:16	63.0	24/10/2013 0:21	63.2	25/10/2013 1:26	55.3	26/10/2013 2:31	60.6	27/10/2013 3:36	59.2
21/10/2013 6:16	62.9	22/10/2013 7:21	64.1	24/10/2013 0:26	63.1	25/10/2013 1:31	58.0	26/10/2013 2:36	57.6	27/10/2013 3:41	57.1
21/10/2013 6:21	63.1	22/10/2013 7:26	63.2	24/10/2013 0:31	62.2	25/10/2013 1:36	60.7	26/10/2013 2:41	62.0	27/10/2013 3:46	43.7
21/10/2013 6:26	65.5	22/10/2013 7:31	63.4	24/10/2013 0:36	62.3	25/10/2013 1:41	54.1	26/10/2013 2:46	59.0	27/10/2013 3:51	54.1
21/10/2013 6:31	66.8	22/10/2013 7:36	64.0	24/10/2013 0:41	61.6	25/10/2013 1:46	60.9	26/10/2013 2:51	59.3	27/10/2013 3:56	54.9
21/10/2013 6:36	67.2	22/10/2013 7:41	63.6	24/10/2013 0:46	62.6	25/10/2013 1:51	62.8	26/10/2013 2:56	57.9	27/10/2013 4:01	44.5
21/10/2013 6:41	65.6	22/10/2013 7:46	68.0	24/10/2013 0:51	58.9	25/10/2013 1:56	57.3	26/10/2013 3:01	57.6	27/10/2013 4:06	44.5
21/10/2013 6:46	66.0	22/10/2013 7:51	63.8	24/10/2013 0:56	61.8	25/10/2013 2:01	63.1	26/			

Real-time Noise Data RTN3 (Po Leung Kuk Yu Lee Mo Fan Memorial School)

27/10/2013 23:36 63.0  
27/10/2013 23:41 63.2  
27/10/2013 23:46 63.0  
27/10/2013 23:51 62.9  
27/10/2013 23:56 62.7

Real-time Noise Data	RTN4 (Causeway Bay Community Centre)			
<b>Normal Day 07:00-19:00</b>	4/10/2013 12:01 62.0	9/10/2013 18:31 65.4	16/10/2013 13:01 65.9	22/10/2013 7:31 66.0
28/9/2013 7:01 64.9	4/10/2013 12:31 62.8	10/10/2013 7:01 64.2	16/10/2013 13:31 66.0	22/10/2013 8:01 64.5
28/9/2013 7:31 65.2	4/10/2013 13:01 62.9	10/10/2013 7:31 65.1	16/10/2013 14:01 66.0	22/10/2013 8:31 64.7
28/9/2013 8:01 66.1	4/10/2013 13:31 64.0	10/10/2013 8:01 64.5	16/10/2013 14:31 64.7	22/10/2013 9:01 64.2
28/9/2013 8:31 65.7	4/10/2013 14:01 64.1	10/10/2013 8:31 63.9	16/10/2013 15:01 66.1	22/10/2013 9:31 65.8
28/9/2013 9:01 66.4	4/10/2013 14:31 64.3	10/10/2013 9:01 63.9	16/10/2013 15:31 66.3	22/10/2013 10:01 67.3
28/9/2013 9:31 65.3	4/10/2013 15:01 64.1	10/10/2013 9:31 65.1	16/10/2013 16:01 66.2	22/10/2013 10:31 66.9
28/9/2013 10:01 65.0	4/10/2013 15:31 64.6	10/10/2013 10:01 65.6	16/10/2013 16:31 66.6	22/10/2013 11:01 67.0
28/9/2013 10:31 65.0	4/10/2013 16:01 64.5	10/10/2013 10:31 65.6	16/10/2013 17:01 65.9	22/10/2013 11:31 66.4
28/9/2013 11:01 65.2	4/10/2013 16:31 66.1	10/10/2013 11:01 66.1	16/10/2013 17:31 65.9	22/10/2013 12:01 66.5
28/9/2013 11:31 64.8	4/10/2013 17:01 66.3	10/10/2013 11:31 64.8	16/10/2013 18:01 65.9	22/10/2013 12:31 66.0
28/9/2013 12:01 64.1	4/10/2013 17:31 64.4	10/10/2013 12:01 65.2	16/10/2013 18:31 65.9	22/10/2013 13:01 66.3
28/9/2013 12:31 64.8	4/10/2013 18:01 64.0	10/10/2013 12:31 65.3	17/10/2013 7:01 64.5	22/10/2013 13:31 67.0
28/9/2013 13:01 64.5	4/10/2013 18:31 62.5	10/10/2013 13:01 65.6	17/10/2013 7:31 65.7	22/10/2013 14:01 66.7
28/9/2013 13:31 64.0	5/10/2013 7:01 65.2	10/10/2013 13:31 65.7	17/10/2013 8:01 63.8	22/10/2013 14:31 66.0
28/9/2013 14:01 63.9	5/10/2013 7:31 65.4	10/10/2013 14:01 65.5	17/10/2013 8:31 63.8	22/10/2013 15:01 66.4
28/9/2013 14:31 63.9	5/10/2013 8:01 66.1	10/10/2013 14:31 64.7	17/10/2013 9:01 64.1	22/10/2013 15:31 67.1
28/9/2013 15:01 63.9	5/10/2013 8:31 65.7	10/10/2013 15:01 65.4	17/10/2013 9:31 65.9	22/10/2013 16:01 65.8
28/9/2013 15:31 63.4	5/10/2013 9:01 65.7	10/10/2013 15:31 65.6	17/10/2013 10:01 66.7	22/10/2013 16:31 65.6
28/9/2013 16:01 64.4	5/10/2013 9:31 65.4	10/10/2013 16:01 65.3	17/10/2013 10:31 66.1	22/10/2013 17:01 65.8
28/9/2013 16:31 64.6	5/10/2013 10:01 65.3	10/10/2013 16:31 66.0	17/10/2013 11:01 65.8	22/10/2013 17:31 66.5
28/9/2013 17:01 65.8	5/10/2013 10:31 65.6	10/10/2013 17:01 66.0	17/10/2013 11:31 66.0	22/10/2013 18:01 66.3
28/9/2013 17:31 64.6	5/10/2013 11:01 64.9	10/10/2013 17:31 62.9	17/10/2013 12:01 63.8	22/10/2013 18:31 66.0
28/9/2013 18:01 64.1	5/10/2013 11:31 64.7	10/10/2013 18:01 64.2	17/10/2013 12:31 65.3	23/10/2013 7:01 66.6
28/9/2013 18:31 65.0	5/10/2013 12:01 64.4	10/10/2013 18:31 64.6	17/10/2013 13:01 66.1	23/10/2013 7:31 66.6
30/9/2013 7:01 65.9	5/10/2013 12:31 64.0	11/10/2013 7:01 64.8	17/10/2013 13:31 65.7	23/10/2013 8:01 64.9
30/9/2013 7:31 67.2	5/10/2013 13:01 64.4	11/10/2013 7:31 66.0	17/10/2013 14:01 66.2	23/10/2013 8:31 64.4
30/9/2013 8:01 66.1	5/10/2013 13:31 65.2	11/10/2013 8:01 64.3	17/10/2013 14:31 66.3	23/10/2013 9:01 64.1
30/9/2013 8:31 63.6	5/10/2013 14:01 63.8	11/10/2013 8:31 63.8	17/10/2013 15:01 65.2	23/10/2013 9:31 66.5
30/9/2013 9:01 65.1	5/10/2013 14:31 64.1	11/10/2013 9:01 64.2	17/10/2013 15:31 64.6	23/10/2013 10:01 65.9
30/9/2013 9:31 66.8	5/10/2013 15:01 65.2	11/10/2013 9:31 65.1	17/10/2013 16:01 65.6	23/10/2013 10:31 66.4
30/9/2013 10:01 66.4	5/10/2013 15:31 65.1	11/10/2013 10:01 65.7	17/10/2013 16:31 66.1	23/10/2013 11:01 65.9
30/9/2013 10:31 66.5	5/10/2013 16:01 64.8	11/10/2013 10:31 65.2	17/10/2013 17:01 65.7	23/10/2013 11:31 64.5
30/9/2013 11:01 65.6	5/10/2013 16:31 65.9	11/10/2013 11:01 65.1	17/10/2013 17:31 65.0	23/10/2013 12:01 64.2
30/9/2013 11:31 64.7	5/10/2013 17:01 65.2	11/10/2013 11:31 63.1	17/10/2013 18:01 65.7	23/10/2013 12:31 65.8
30/9/2013 12:01 64.4	5/10/2013 17:31 64.5	11/10/2013 12:01 62.6	17/10/2013 18:31 66.2	23/10/2013 13:01 65.8
30/9/2013 12:31 64.4	5/10/2013 18:01 65.4	11/10/2013 12:31 63.3	18/10/2013 7:01 65.2	23/10/2013 13:31 66.0
30/9/2013 13:01 66.9	5/10/2013 18:31 65.1	11/10/2013 13:01 65.4	18/10/2013 7:31 66.4	23/10/2013 14:01 65.9
30/9/2013 13:31 67.3	7/10/2013 7:01 65.0	11/10/2013 13:31 66.0	18/10/2013 8:01 65.2	23/10/2013 14:31 65.9
30/9/2013 14:01 67.3	7/10/2013 7:31 65.6	11/10/2013 14:01 65.3	18/10/2013 8:31 63.6	23/10/2013 15:01 66.0
30/9/2013 14:31 65.8	7/10/2013 8:01 64.9	11/10/2013 14:31 65.1	18/10/2013 9:01 64.3	23/10/2013 15:31 65.7
30/9/2013 15:01 65.6	7/10/2013 8:31 65.8	11/10/2013 15:01 66.4	18/10/2013 9:31 66.3	23/10/2013 16:01 66.5
30/9/2013 15:31 64.4	7/10/2013 9:01 65.1	11/10/2013 15:31 65.0	18/10/2013 10:01 66.1	23/10/2013 16:31 66.4
30/9/2013 16:01 64.8	7/10/2013 9:31 66.2	11/10/2013 16:01 65.8	18/10/2013 10:31 65.5	23/10/2013 17:01 66.5
30/9/2013 16:31 65.4	7/10/2013 10:01 66.0	11/10/2013 16:31 65.6	18/10/2013 11:01 65.8	23/10/2013 17:31 66.0
30/9/2013 17:01 64.6	7/10/2013 10:31 66.4	11/10/2013 17:01 62.9	18/10/2013 11:31 65.9	23/10/2013 18:01 66.2
30/9/2013 17:31 64.3	7/10/2013 11:01 66.3	11/10/2013 17:31 63.8	18/10/2013 12:01 64.2	23/10/2013 18:31 65.8
30/9/2013 18:01 65.4	7/10/2013 11:31 65.6	11/10/2013 18:01 64.3	18/10/2013 12:31 64.4	24/10/2013 7:01 64.7
30/9/2013 18:31 63.9	7/10/2013 12:01 64.5	11/10/2013 18:31 62.7	18/10/2013 13:01 65.6	24/10/2013 7:31 65.8
2/10/2013 7:01 64.7	7/10/2013 12:31 65.9	12/10/2013 7:01 64.8	18/10/2013 13:31 66.6	24/10/2013 8:01 64.2
2/10/2013 7:31 66.1	7/10/2013 13:01 65.8	12/10/2013 7:31 65.7	18/10/2013 14:01 65.8	24/10/2013 8:31 63.9
2/10/2013 8:01 65.0	7/10/2013 13:31 66.1	12/10/2013 8:01 65.6	18/10/2013 14:31 64.5	24/10/2013 9:01 65.2
2/10/2013 8:31 64.1	7/10/2013 14:01 65.8	12/10/2013 8:31 65.9	18/10/2013 15:01 64.5	24/10/2013 9:31 65.5
2/10/2013 9:01 64.2	7/10/2013 14:31 65.4	12/10/2013 9:01 65.6	18/10/2013 15:31 64.3	24/10/2013 10:01 66.7
2/10/2013 9:31 65.4	7/10/2013 15:01 65.9	12/10/2013 9:31 65.5	18/10/2013 16:01 64.3	24/10/2013 10:31 65.9
2/10/2013 10:01 63.5	7/10/2013 15:31 66.3	12/10/2013 10:01 64.9	18/10/2013 16:31 63.9	24/10/2013 11:01 65.4
2/10/2013 10:31 63.7	7/10/2013 16:01 65.3	12/10/2013 10:31 64.4	18/10/2013 17:01 64.2	24/10/2013 11:31 65.1
2/10/2013 11:01 65.6	7/10/2013 16:31 65.7	12/10/2013 11:01 64.2	18/10/2013 17:31 63.9	24/10/2013 12:01 65.5
2/10/2013 11:31 65.8	7/10/2013 17:01 65.9	12/10/2013 11:31 64.0	18/10/2013 18:01 63.4	24/10/2013 12:31 65.7
2/10/2013 12:01 65.9	7/10/2013 17:31 66.1	12/10/2013 12:01 64.4	18/10/2013 18:31 63.1	24/10/2013 13:01 66.2
2/10/2013 12:31 65.6	7/10/2013 18:01 65.9	12/10/2013 12:31 64.6	18/10/2013 19:01 64.8	24/10/2013 13:31 66.3
2/10/2013 13:01 65.7	7/10/2013 18:31 66.4	12/10/2013 13:01 65.3	19/10/2013 7:01 64.8	24/10/2013 13:31 66.3
2/10/2013 13:31 64.6	7/10/2013 19:01 64.7	12/10/2013 13:31 64.3	19/10/2013 7:31 65.4	24/10/2013 14:01 65.1
2/10/2013 14:01 64.9	8/10/2013 7:01 64.7	12/10/2013 14:01 63.8	19/10/2013 8:01 65.9	24/10/2013 14:31 64.7
2/10/2013 14:31 64.7	8/10/2013 7:31 65.2	12/10/2013 14:31 64.1	19/10/2013 8:31 65.7	24/10/2013 15:01 66.0
2/10/2013 15:01 65.8	8/10/2013 8:01 64.6	12/10/2013 15:01 65.0	19/10/2013 9:01 65.5	24/10/2013 15:31 65.5
2/10/2013 15:31 65.1	8/10/2013 8:31 63.5	12/10/2013 15:31 65.3	19/10/2013 9:31 65.7	24/10/2013 16:01 65.6
2/10/2013 16:01 64.7	8/10/2013 9:01 64.6	12/10/2013 16:01 64.2	19/10/2013 10:01 65.3	24/10/2013 16:31 66.4
2/10/2013 16:31 65.3	8/10/2013 9:31 64.9	12/10/2013 16:31 64.7	19/10/2013 10:31 65.4	24/10/2013 17:01 65.9
2/10/2013 17:01 65.1	8/10/2013 10:01 65.8	12/10/2013 17:01 64.3	19/10/2013 11:01 64.7	24/10/2013 17:31 64.3
2/10/2013 17:31 66.1	8/10/2013 10:31 65.3	12/10/2013 17:31 64.3	19/10/2013 11:31 65.2	24/10/2013 18:01 64.2
2/10/2013 18:01 65.3	8/10/2013 11:01 65.9	12/10/2013 18:01 64.1	19/10/2013 12:01 65.7	24/10/2013 18:31 63.8
2/10/2013 18:31 63.5	8/10/2013 11:31 64.3	12/10/2013 18:31 64.0	19/10/2013 12:31 65.5	25/10/2013 7:01 64.5
3/10/2013 7:01 65.0	8/10/2013 12:01 64.7	12/10/2013 19:01 64.6	19/10/2013 13:01 65.0	25/10/2013 7:31 65.5
3/10/2013 7:31 66.2	8/10/2013 12:31 65.6	15/10/2013 7:01 64.6	19/10/2013 13:31 64.9	25/10/2013 8:01 63.6
3/10/2013 8:01 65.2	8/10/2013 13:01 65.9	15/10/2013 7:31 66.1	19/10/2013 14:01 65.3	25/10/2013 8:31 63.9
3/10/2013 8:31 63.7	8/10/2013 13:31 65.6	15/10/2013 8:01 64.0	19/10/2013 14:31 66.3	25/10/2013 9:01 64.1
3/10/2013 9:01 65.2	8/10/2013 14:01 65.8	15/10/2013 8:31 63.7	19/10/2013 15:01 66.2	25/10/2013 9:31 64.5
3/10/2013 9:31 66.3	8/10/2013 14:31 64.8	15/10/2013 9:01 64.2	19/10/2013 15:31 65.9	25/10/2013 10:01 65.4
3/10/2013 10:01 66.3	8/10/2013 15:01 65.8	15/10/2013 9:31 64.8	19/10/2013 16:01 65.7	25/10/2013 10:31 65.7
3/10/2013 10:31 65.1	8/10/2013 15:31 66.0	15/10/2013 10:01 65.1	19/10/2013 16:31 64.9	25/10/2013 11:01 66.1
3/10/2013 11:01 65.8	8/10/2013 16:01 65.9	15/10/2013 10:31 66.1	19/10/2013 17:01 65.3	25/10/2013 11:31 65.5
3/10/2013 11:31 65.9	8/10/2013 16:31 64.5	15/10/2013 11:01 65.9	19/10/2013 17:31 64.3	25/10/2013 12:01 65.0
3/10/2013 12:01 64.7	8/10/2013 17:01 64.9	15/10/2013 11:31 65.0	19/10/2013 18:01 64.8	25/10/2013 12:31 65.2
3/10/2013 12:31 65.6	8/10/2013 17:31 64.9	15/10/2013 12:01 64.4	19/10/2013 18:31 65.1	25/10/2013 13:01 66.1
3/10/2013 13:01 64.7	8/10/2013 18:01 65.5	15/10/2013 12:31 64.5	21/10/2013 7:01 65.4	25/10/2013 13:31 66.0
3/10/2013 13:31 66.0	8/10/2013 18:31 65.7	15/10/2013 13:01 66.4	21/10/2013 7:31 66.6	25/10/2013 14:01 66.1
3/10/2013 14:01 64.4	9/10/2013 7:01 64.6	15/10/2013 13:31 65.2	21/10/2013 8:01 65.2	25/10/2013 14:31 65.2
3/10/2013 14:31 64.1	9/10/2013 7:31 65.4	15/10/2013 14:01 64.2	21/10/2013 8:31	

Real-time Noise Data		RTN4 (Causeway Bay Community Centre)									
29/9/2013 10:51	60.3	29/9/2013 19:56	51.9	1/10/2013 9:01	56.6	1/10/2013 18:06	60.2	3/10/2013 19:11	63.0	5/10/2013 20:16	58.1
29/9/2013 10:56	58.1	29/9/2013 20:01	58.1	1/10/2013 9:06	56.8	1/10/2013 18:11	56.3	3/10/2013 19:16	62.3	5/10/2013 20:21	60.1
29/9/2013 11:01	61.8	29/9/2013 20:06	56.3	1/10/2013 9:11	56.1	1/10/2013 18:16	60.1	3/10/2013 19:21	62.5	5/10/2013 20:26	57.5
29/9/2013 11:06	59.0	29/9/2013 20:11	42.1	1/10/2013 9:16	60.1	1/10/2013 18:21	65.4	3/10/2013 19:26	61.8	5/10/2013 20:31	57.2
29/9/2013 11:11	58.7	29/9/2013 20:16	56.6	1/10/2013 9:21	59.1	1/10/2013 18:26	59.8	3/10/2013 19:31	62.4	5/10/2013 20:36	60.3
29/9/2013 11:16	58.3	29/9/2013 20:21	54.5	1/10/2013 9:26	59.6	1/10/2013 18:31	57.4	3/10/2013 19:36	63.3	5/10/2013 20:41	58.9
29/9/2013 11:21	59.2	29/9/2013 20:26	53.9	1/10/2013 9:31	59.5	1/10/2013 18:36	55.1	3/10/2013 19:41	57.4	5/10/2013 20:46	58.8
29/9/2013 11:26	60.5	29/9/2013 20:31	56.9	1/10/2013 9:36	59.6	1/10/2013 18:41	57.4	3/10/2013 19:46	60.7	5/10/2013 20:51	57.1
29/9/2013 11:31	59.2	29/9/2013 20:36	51.9	1/10/2013 9:41	59.1	1/10/2013 18:46	55.4	3/10/2013 19:51	60.5	5/10/2013 20:56	54.4
29/9/2013 11:36	63.6	29/9/2013 20:41	55.6	1/10/2013 9:46	61.4	1/10/2013 18:51	59.8	3/10/2013 19:56	62.6	5/10/2013 21:01	57.0
29/9/2013 11:41	60.1	29/9/2013 20:46	55.4	1/10/2013 9:51	59.5	1/10/2013 18:56	60.2	3/10/2013 20:01	63.6	5/10/2013 21:06	57.3
29/9/2013 11:46	60.1	29/9/2013 20:51	50.9	1/10/2013 9:56	60.4	1/10/2013 19:01	55.6	3/10/2013 20:06	62.0	5/10/2013 21:11	57.8
29/9/2013 11:51	59.9	29/9/2013 20:56	54.3	1/10/2013 10:01	60.4	1/10/2013 19:06	56.5	3/10/2013 20:11	61.7	5/10/2013 21:16	55.1
29/9/2013 11:56	57.8	29/9/2013 21:01	58.6	1/10/2013 10:06	61.1	1/10/2013 19:11	58.5	3/10/2013 20:16	59.8	5/10/2013 21:21	55.4
29/9/2013 12:01	56.9	29/9/2013 21:06	54.1	1/10/2013 10:11	59.4	1/10/2013 19:16	58.6	3/10/2013 20:21	59.4	5/10/2013 21:26	55.4
29/9/2013 12:06	59.3	29/9/2013 21:11	52.4	1/10/2013 10:16	59.9	1/10/2013 19:21	60.4	3/10/2013 20:26	64.2	5/10/2013 21:31	56.6
29/9/2013 12:11	57.5	29/9/2013 21:16	57.4	1/10/2013 10:21	58.6	1/10/2013 19:26	59.9	3/10/2013 20:31	58.9	5/10/2013 21:36	58.7
29/9/2013 12:16	58.4	29/9/2013 21:21	57.7	1/10/2013 10:26	61.3	1/10/2013 19:31	59.9	3/10/2013 20:36	60.2	5/10/2013 21:41	61.6
29/9/2013 12:21	62.3	29/9/2013 21:26	54.1	1/10/2013 10:31	56.6	1/10/2013 19:36	60.2	3/10/2013 20:41	61.1	5/10/2013 21:46	52.8
29/9/2013 12:26	58.1	29/9/2013 21:31	63.6	1/10/2013 10:36	55.6	1/10/2013 19:41	56.6	3/10/2013 20:46	60.9	5/10/2013 21:51	61.8
29/9/2013 12:31	60.1	29/9/2013 21:36	63.5	1/10/2013 10:41	60.6	1/10/2013 19:46	57.1	3/10/2013 20:51	60.2	5/10/2013 21:56	57.3
29/9/2013 12:36	59.5	29/9/2013 21:41	51.9	1/10/2013 10:46	57.5	1/10/2013 19:51	55.4	3/10/2013 20:56	59.8	5/10/2013 22:01	56.3
29/9/2013 12:41	60.0	29/9/2013 21:46	63.6	1/10/2013 10:51	59.5	1/10/2013 19:56	54.1	3/10/2013 21:01	58.3	5/10/2013 22:06	57.3
29/9/2013 12:46	58.3	29/9/2013 21:51	53.9	1/10/2013 10:56	60.9	1/10/2013 20:01	59.8	3/10/2013 21:06	57.5	5/10/2013 22:11	58.9
29/9/2013 12:51	59.2	29/9/2013 21:56	63.7	1/10/2013 11:01	56.7	1/10/2013 20:06	58.7	3/10/2013 21:11	59.0	5/10/2013 22:16	60.6
29/9/2013 12:56	52.5	29/9/2013 22:01	63.4	1/10/2013 11:06	58.2	1/10/2013 20:11	55.6	3/10/2013 21:16	57.3	5/10/2013 22:21	57.3
29/9/2013 13:01	58.2	29/9/2013 22:06	63.5	1/10/2013 11:11	60.2	1/10/2013 20:16	57.1	3/10/2013 21:21	58.6	5/10/2013 22:26	58.8
29/9/2013 13:06	59.0	29/9/2013 22:11	53.1	1/10/2013 11:16	61.8	1/10/2013 20:21	55.5	3/10/2013 21:26	60.2	5/10/2013 22:31	60.9
29/9/2013 13:11	57.3	29/9/2013 22:16	57.5	1/10/2013 11:21	60.5	1/10/2013 20:26	56.2	3/10/2013 21:31	60.8	5/10/2013 22:36	60.9
29/9/2013 13:16	58.9	29/9/2013 22:21	52.7	1/10/2013 11:26	58.1	1/10/2013 20:31	53.7	3/10/2013 21:36	58.6	5/10/2013 22:41	60.9
29/9/2013 13:21	59.2	29/9/2013 22:26	57.9	1/10/2013 11:31	58.9	1/10/2013 20:36	58.5	3/10/2013 21:41	59.6	5/10/2013 22:46	51.4
29/9/2013 13:26	58.2	29/9/2013 22:31	63.6	1/10/2013 11:36	59.6	1/10/2013 20:41	54.0	3/10/2013 21:46	55.0	5/10/2013 22:51	56.9
29/9/2013 13:31	58.3	29/9/2013 22:36	55.0	1/10/2013 11:41	60.1	1/10/2013 20:46	52.9	3/10/2013 21:51	60.0	5/10/2013 22:56	56.9
29/9/2013 13:36	57.1	29/9/2013 22:41	55.0	1/10/2013 11:46	58.1	1/10/2013 20:51	55.4	3/10/2013 21:56	59.6	6/10/2013 7:01	62.3
29/9/2013 13:41	57.1	29/9/2013 22:46	63.7	1/10/2013 11:51	58.5	1/10/2013 20:56	59.2	3/10/2013 22:01	56.5	6/10/2013 7:06	63.2
29/9/2013 13:46	59.9	29/9/2013 22:51	56.6	1/10/2013 11:56	61.3	1/10/2013 21:01	55.2	3/10/2013 22:06	56.8	6/10/2013 7:11	62.6
29/9/2013 13:51	60.6	29/9/2013 22:56	53.1	1/10/2013 12:01	58.5	1/10/2013 21:06	57.2	3/10/2013 22:11	57.8	6/10/2013 7:16	57.5
29/9/2013 13:56	60.4	30/9/2013 19:01	62.7	1/10/2013 12:06	60.3	1/10/2013 21:11	55.9	3/10/2013 22:16	55.3	6/10/2013 7:21	63.7
29/9/2013 14:01	59.5	30/9/2013 19:06	44.3	1/10/2013 12:11	60.1	1/10/2013 21:16	57.2	3/10/2013 22:21	59.8	6/10/2013 7:26	40.3
29/9/2013 14:06	60.1	30/9/2013 19:11	63.3	1/10/2013 12:16	60.4	1/10/2013 21:21	52.8	3/10/2013 22:26	57.9	6/10/2013 7:31	62.7
29/9/2013 14:11	59.0	30/9/2013 19:16	62.3	1/10/2013 12:21	61.1	1/10/2013 21:26	51.4	3/10/2013 22:31	57.0	6/10/2013 7:36	63.4
29/9/2013 14:16	59.3	30/9/2013 19:21	62.7	1/10/2013 12:26	59.9	1/10/2013 21:31	59.0	3/10/2013 22:36	57.6	6/10/2013 7:41	55.1
29/9/2013 14:21	58.8	30/9/2013 19:26	49.7	1/10/2013 12:31	66.3	1/10/2013 21:36	56.8	3/10/2013 22:41	59.7	6/10/2013 7:46	57.2
29/9/2013 14:26	57.2	30/9/2013 19:31	57.5	1/10/2013 12:36	61.3	1/10/2013 21:41	57.5	3/10/2013 22:46	55.7	6/10/2013 7:51	63.4
29/9/2013 14:31	57.9	30/9/2013 19:36	57.7	1/10/2013 12:41	59.7	1/10/2013 21:46	56.7	3/10/2013 22:51	57.6	6/10/2013 7:56	68.4
29/9/2013 14:36	57.7	30/9/2013 19:41	57.2	1/10/2013 12:46	60.4	1/10/2013 21:51	58.5	3/10/2013 22:56	56.9	6/10/2013 8:01	63.4
29/9/2013 14:41	59.8	30/9/2013 19:46	58.3	1/10/2013 12:51	58.2	1/10/2013 21:56	56.3	4/10/2013 19:01	62.8	6/10/2013 8:06	42.1
29/9/2013 14:46	59.1	30/9/2013 19:51	61.1	1/10/2013 12:56	60.2	1/10/2013 22:01	55.8	4/10/2013 19:06	63.5	6/10/2013 8:11	45.1
29/9/2013 14:51	58.5	30/9/2013 19:56	64.1	1/10/2013 13:01	59.8	1/10/2013 22:06	63.5	4/10/2013 19:11	63.1	6/10/2013 8:16	53.9
29/9/2013 14:56	58.3	30/9/2013 20:01	63.8	1/10/2013 13:06	58.4	1/10/2013 22:11	54.2	4/10/2013 19:16	63.5	6/10/2013 8:21	60.7
29/9/2013 15:01	57.4	30/9/2013 20:06	64.8	1/10/2013 13:11	55.7	1/10/2013 22:16	59.2	4/10/2013 19:21	59.4	6/10/2013 8:26	54.1
29/9/2013 15:06	57.4	30/9/2013 20:11	63.7	1/10/2013 13:16	57.2	1/10/2013 22:21	46.4	4/10/2013 19:26	62.1	6/10/2013 8:31	51.2
29/9/2013 15:11	57.6	30/9/2013 20:16	62.6	1/10/2013 13:21	60.7	1/10/2013 22:26	58.2	4/10/2013 19:31	60.6	6/10/2013 8:36	50.2
29/9/2013 15:16	58.1	30/9/2013 20:21	62.7	1/10/2013 13:26	55.4	1/10/2013 22:31	59.5	4/10/2013 19:36	61.2	6/10/2013 8:41	51.4
29/9/2013 15:21	60.4	30/9/2013 20:26	63.5	1/10/2013 13:31	60.0	1/10/2013 22:36	55.6	4/10/2013 19:41	60.5	6/10/2013 8:46	63.6
29/9/2013 15:26	60.6	30/9/2013 20:31	62.2	1/10/2013 13:36	60.6	1/10/2013 22:41	56.5	4/10/2013 19:46	61.6	6/10/2013 8:51	58.9
29/9/2013 15:31	58.9	30/9/2013 20:36	63.3	1/10/2013 13:41	57.8	1/10/2013 22:46	53.2	4/10/2013 19:51	60.6	6/10/2013 8:56	57.5
29/9/2013 15:36	58.4	30/9/2013 20:41	63.2	1/10/2013 13:46	55.6	1/10/2013 22:51	57.1	4/10/2013 19:56	61.8	6/10/2013 9:01	55.7
29/9/2013 15:41	56.1	30/9/2013 20:46	62.9	1/10/2013 13:51	57.5	1/10/2013 22:56	63.7	4/10/2013 20:01	60.2	6/10/2013 9:06	57.9
29/9/2013 15:46	61.2	30/9/2013 20:51	63.3	1/10/2013 13:56	56.7	2/10/2013 19:01	63.5	4/10/2013 20:06	61.5	6/10/2013 9:11	57.5
29/9/2013 15:51	56.3	30/9/2013 20:56	62.3	1/10/2013 14:01	55.4	2/10/2013 19:06	52.5	4/10/2013 20:11	60.1	6/10/2013 9:16	59.8
29/9/2013 15:56	55.9	30/9/2013 21:01	61.9	1/10/2013 14:06	59.2	2/10/2013 19:11	51.4	4/10/2013 20:16	59.2	6/10/2013 9:21	57.3
29/9/2013 16:01	52.7	30/9/2013 21:06	62.7	1/10/2013 14:11	50.2	2/10/2013 19:16	60.6	4/10/2013 20:21	59.9	6/10/2013 9:26	56.8
29/9/2013 16:06	63.6	30/9/2013 21:11	62.1	1/10/2013 14:16	57.0	2/10/2013 19:21	60.9	4/10/2013 20:26	58.2	6/10/2013 9:31	57.6
29/9/2013 16:11	57.2	30/9/2013 21:16	60.9	1/10/2013 14:21	60.4	2/10/2013 19:26	60.7	4/10/2013 20:31	60.0	6/10/2013 9:36	52.7
29/9/2013 16:16	58.6	30/9/2013 21:21	61.8	1/10/2013 14:26	59.4	2/10/2013 19:31	60.8	4/10/2013 20:36	59.4	6/10/2013 9:41	63.7
29/9/2013 16:21	59.4	30/9/2013 21:26	61.9	1/10/2013 14:31	58.1	2/10/2013 19:36	61.9	4/10/2013 20:41	57.9	6/10/2013 9:46	63.7
29/9/2013 16:26	59.4	30/9/2013 21:31	61.9	1/10/2013 14:36	60.8	2/10/2013 19:41	63.5	4/10/2013 20:46	58.6	6/10/2013 9:51	60.2
29/9/2013 16:31	58.1	30/9/2013 21:36	63.9	1/10/2013 14:41	54.4	2/10/2013 19:46	62.3	4/10/2013 20:51	58.4	6/10/20	

Real-time Noise Data	RTN4 (Causeway Bay Community Centre)				
6/10/2013 13:21 56.1	6/10/2013 22:26 63.4	9/10/2013 19:31 60.8	11/10/2013 20:36 57.4	13/10/2013 9:41 59.1	13/10/2013 18:46 56.1
6/10/2013 13:26 57.9	6/10/2013 22:31 56.9	9/10/2013 19:36 62.8	11/10/2013 20:41 58.0	13/10/2013 9:46 57.8	13/10/2013 18:51 55.2
6/10/2013 13:31 55.5	6/10/2013 22:36 54.4	9/10/2013 19:41 61.3	11/10/2013 20:46 57.5	13/10/2013 9:51 59.3	13/10/2013 18:56 58.5
6/10/2013 13:36 58.9	6/10/2013 22:41 51.9	9/10/2013 19:46 61.0	11/10/2013 20:51 61.1	13/10/2013 9:56 58.5	13/10/2013 19:01 59.1
6/10/2013 13:41 59.4	6/10/2013 22:46 63.5	9/10/2013 19:51 61.5	11/10/2013 20:56 57.4	13/10/2013 10:01 59.2	13/10/2013 19:06 54.7
6/10/2013 13:46 58.3	6/10/2013 22:51 53.1	9/10/2013 19:56 60.3	11/10/2013 21:01 59.4	13/10/2013 10:06 56.3	13/10/2013 19:11 52.5
6/10/2013 13:51 54.2	6/10/2013 22:56 57.3	9/10/2013 20:01 59.9	11/10/2013 21:06 53.4	13/10/2013 10:11 58.6	13/10/2013 19:16 53.9
6/10/2013 13:56 58.0	7/10/2013 19:01 60.6	9/10/2013 20:06 57.8	11/10/2013 21:11 59.4	13/10/2013 10:16 59.6	13/10/2013 19:21 60.3
6/10/2013 14:01 56.8	7/10/2013 19:06 61.9	9/10/2013 20:11 60.8	11/10/2013 21:16 59.2	13/10/2013 10:21 57.8	13/10/2013 19:26 53.2
6/10/2013 14:06 56.4	7/10/2013 19:11 62.3	9/10/2013 20:16 60.0	11/10/2013 21:21 56.4	13/10/2013 10:26 56.5	13/10/2013 19:31 53.5
6/10/2013 14:11 56.1	7/10/2013 19:16 61.6	9/10/2013 20:21 59.0	11/10/2013 21:26 60.6	13/10/2013 10:31 53.7	13/10/2013 19:36 54.2
6/10/2013 14:16 58.3	7/10/2013 19:21 59.0	9/10/2013 20:26 57.5	11/10/2013 21:31 52.5	13/10/2013 10:36 50.2	13/10/2013 19:41 43.4
6/10/2013 14:21 59.8	7/10/2013 19:26 60.4	9/10/2013 20:31 59.4	11/10/2013 21:36 57.3	13/10/2013 10:41 57.2	13/10/2013 19:46 57.9
6/10/2013 14:26 59.3	7/10/2013 19:31 61.2	9/10/2013 20:36 59.5	11/10/2013 21:41 59.7	13/10/2013 10:46 52.2	13/10/2013 19:51 50.6
6/10/2013 14:31 58.1	7/10/2013 19:36 61.2	9/10/2013 20:41 59.1	11/10/2013 21:46 54.4	13/10/2013 10:51 55.5	13/10/2013 19:56 52.7
6/10/2013 14:36 58.7	7/10/2013 19:41 58.7	9/10/2013 20:46 57.0	11/10/2013 21:51 58.7	13/10/2013 10:56 62.2	13/10/2013 20:01 53.7
6/10/2013 14:41 61.1	7/10/2013 19:46 61.7	9/10/2013 20:51 58.1	11/10/2013 21:56 55.6	13/10/2013 11:01 63.6	13/10/2013 20:06 55.2
6/10/2013 14:46 59.5	7/10/2013 19:51 59.9	9/10/2013 20:56 53.2	11/10/2013 22:01 57.9	13/10/2013 11:06 52.9	13/10/2013 20:11 54.1
6/10/2013 14:51 58.1	7/10/2013 19:56 59.3	9/10/2013 21:01 56.6	11/10/2013 22:06 53.9	13/10/2013 11:11 57.2	13/10/2013 20:16 56.8
6/10/2013 14:56 58.1	7/10/2013 20:01 59.3	9/10/2013 21:06 57.4	11/10/2013 22:11 58.8	13/10/2013 11:16 52.1	13/10/2013 20:21 63.6
6/10/2013 15:01 57.6	7/10/2013 20:06 57.8	9/10/2013 21:11 58.4	11/10/2013 22:16 60.9	13/10/2013 11:21 52.9	13/10/2013 20:26 63.7
6/10/2013 15:06 60.7	7/10/2013 20:11 58.3	9/10/2013 21:16 56.1	11/10/2013 22:21 57.8	13/10/2013 11:26 55.9	13/10/2013 20:31 63.3
6/10/2013 15:11 58.1	7/10/2013 20:16 54.2	9/10/2013 21:21 56.5	11/10/2013 22:26 40.3	13/10/2013 11:31 53.9	13/10/2013 20:36 45.8
6/10/2013 15:16 56.6	7/10/2013 20:21 58.5	9/10/2013 21:26 52.5	11/10/2013 22:31 52.1	13/10/2013 11:36 63.3	13/10/2013 20:41 63.0
6/10/2013 15:21 63.1	7/10/2013 20:26 61.0	9/10/2013 21:31 56.9	11/10/2013 22:36 55.8	13/10/2013 11:41 55.1	13/10/2013 20:46 63.3
6/10/2013 15:26 56.6	7/10/2013 20:31 59.2	9/10/2013 21:36 58.6	11/10/2013 22:41 54.9	13/10/2013 11:46 62.8	13/10/2013 20:51 57.2
6/10/2013 15:31 57.0	7/10/2013 20:36 59.9	9/10/2013 21:41 59.2	11/10/2013 22:46 51.6	13/10/2013 11:51 63.6	13/10/2013 20:56 63.3
6/10/2013 15:36 55.9	7/10/2013 20:41 55.6	9/10/2013 21:46 53.4	11/10/2013 22:51 63.6	13/10/2013 11:56 55.2	13/10/2013 21:01 62.7
6/10/2013 15:41 59.1	7/10/2013 20:46 59.0	9/10/2013 21:51 58.0	11/10/2013 22:56 53.3	13/10/2013 12:01 63.7	13/10/2013 21:06 63.4
6/10/2013 15:46 62.0	7/10/2013 20:51 56.1	9/10/2013 21:56 53.8	12/10/2013 19:01 58.7	13/10/2013 12:06 53.3	13/10/2013 21:11 63.6
6/10/2013 15:51 55.1	7/10/2013 20:56 57.3	9/10/2013 22:01 53.9	12/10/2013 19:06 59.9	13/10/2013 12:11 52.1	13/10/2013 21:16 63.4
6/10/2013 15:56 58.6	7/10/2013 21:01 59.5	9/10/2013 22:06 55.2	12/10/2013 19:11 59.8	13/10/2013 12:16 56.9	13/10/2013 21:21 59.9
6/10/2013 16:01 58.5	7/10/2013 21:06 52.4	9/10/2013 22:11 57.6	12/10/2013 19:16 57.5	13/10/2013 12:21 57.3	13/10/2013 21:26 37.7
6/10/2013 16:06 57.4	7/10/2013 21:11 54.5	9/10/2013 22:16 60.1	12/10/2013 19:21 61.3	13/10/2013 12:26 52.4	13/10/2013 21:31 63.1
6/10/2013 16:11 59.8	7/10/2013 21:16 57.5	9/10/2013 22:21 52.4	12/10/2013 19:26 60.3	13/10/2013 12:31 55.6	13/10/2013 21:36 56.6
6/10/2013 16:16 61.3	7/10/2013 21:21 57.8	9/10/2013 22:26 59.3	12/10/2013 19:31 59.7	13/10/2013 12:36 55.5	13/10/2013 21:41 51.4
6/10/2013 16:21 59.4	7/10/2013 21:26 58.1	9/10/2013 22:31 51.4	12/10/2013 19:36 57.5	13/10/2013 12:41 57.9	13/10/2013 21:46 46.9
6/10/2013 16:26 57.3	7/10/2013 21:31 58.8	9/10/2013 22:36 55.1	12/10/2013 19:41 57.9	13/10/2013 12:46 51.6	13/10/2013 21:51 63.5
6/10/2013 16:31 58.8	7/10/2013 21:36 57.2	9/10/2013 22:41 55.5	12/10/2013 19:46 59.6	13/10/2013 12:51 56.5	13/10/2013 21:56 56.0
6/10/2013 16:36 57.2	7/10/2013 21:41 58.1	9/10/2013 22:46 58.5	12/10/2013 19:51 59.8	13/10/2013 12:56 54.6	13/10/2013 22:01 57.2
6/10/2013 16:41 57.4	7/10/2013 21:46 54.5	9/10/2013 22:51 54.4	12/10/2013 19:56 58.2	13/10/2013 13:01 57.8	13/10/2013 22:06 63.7
6/10/2013 16:46 58.7	7/10/2013 21:51 50.0	9/10/2013 22:56 50.4	12/10/2013 20:01 59.4	13/10/2013 13:06 45.1	13/10/2013 22:11 52.5
6/10/2013 16:51 61.1	7/10/2013 21:56 51.6	10/10/2013 19:01 62.1	12/10/2013 20:06 57.6	13/10/2013 13:11 51.2	13/10/2013 22:16 48.5
6/10/2013 16:56 61.0	7/10/2013 22:01 63.5	10/10/2013 19:06 61.2	12/10/2013 20:11 57.2	13/10/2013 13:16 54.3	13/10/2013 22:21 49.2
6/10/2013 17:01 57.4	7/10/2013 22:06 55.2	10/10/2013 19:11 60.7	12/10/2013 20:16 58.6	13/10/2013 13:21 54.9	13/10/2013 22:26 56.8
6/10/2013 17:06 55.0	7/10/2013 22:11 52.2	10/10/2013 19:16 61.4	12/10/2013 20:21 55.4	13/10/2013 13:26 56.4	13/10/2013 22:31 63.1
6/10/2013 17:11 59.8	7/10/2013 22:16 56.8	10/10/2013 19:21 62.3	12/10/2013 20:26 56.1	13/10/2013 13:31 53.4	13/10/2013 22:36 63.5
6/10/2013 17:16 58.3	7/10/2013 22:21 54.7	10/10/2013 19:26 61.3	12/10/2013 20:31 57.8	13/10/2013 13:36 48.9	13/10/2013 22:41 63.5
6/10/2013 17:21 58.8	7/10/2013 22:26 58.5	10/10/2013 19:31 61.5	12/10/2013 20:36 57.4	13/10/2013 13:41 62.9	13/10/2013 22:46 55.4
6/10/2013 17:26 57.3	7/10/2013 22:31 54.9	10/10/2013 19:36 61.6	12/10/2013 20:41 54.7	13/10/2013 13:46 37.3	13/10/2013 22:51 53.3
6/10/2013 17:31 60.1	7/10/2013 22:36 55.2	10/10/2013 19:41 61.7	12/10/2013 20:46 55.6	13/10/2013 13:51 63.6	13/10/2013 22:56 63.5
6/10/2013 17:36 59.6	7/10/2013 22:41 46.9	10/10/2013 19:46 59.2	12/10/2013 20:51 56.7	13/10/2013 13:56 62.6	14/10/2013 7:01 62.5
6/10/2013 17:41 61.7	7/10/2013 22:46 63.2	10/10/2013 19:51 61.3	12/10/2013 20:56 55.6	13/10/2013 14:01 53.9	14/10/2013 7:06 62.7
6/10/2013 17:46 57.7	7/10/2013 22:51 63.0	10/10/2013 19:56 61.4	12/10/2013 21:01 55.5	13/10/2013 14:06 50.4	14/10/2013 7:11 62.0
6/10/2013 17:51 60.4	7/10/2013 22:56 58.1	10/10/2013 20:01 61.2	12/10/2013 21:06 61.5	13/10/2013 14:11 63.5	14/10/2013 7:16 62.6
6/10/2013 17:56 55.8	8/10/2013 19:01 59.6	10/10/2013 20:06 61.1	12/10/2013 21:11 56.6	13/10/2013 14:16 63.3	14/10/2013 7:21 63.2
6/10/2013 18:01 59.9	8/10/2013 19:06 61.1	10/10/2013 20:11 61.5	12/10/2013 21:16 56.7	13/10/2013 14:21 63.6	14/10/2013 7:26 54.1
6/10/2013 18:06 58.1	8/10/2013 19:11 60.0	10/10/2013 20:16 59.5	12/10/2013 21:21 63.7	13/10/2013 14:26 63.4	14/10/2013 7:31 62.8
6/10/2013 18:11 58.0	8/10/2013 19:16 60.3	10/10/2013 20:21 61.3	12/10/2013 21:26 54.4	13/10/2013 14:31 62.9	14/10/2013 7:36 63.1
6/10/2013 18:16 58.0	8/10/2013 19:21 59.3	10/10/2013 20:26 59.4	12/10/2013 21:31 56.5	13/10/2013 14:36 63.0	14/10/2013 7:41 62.7
6/10/2013 18:21 60.4	8/10/2013 19:26 59.8	10/10/2013 20:31 59.6	12/10/2013 21:36 56.6	13/10/2013 14:41 63.1	14/10/2013 7:46 62.7
6/10/2013 18:26 58.7	8/10/2013 19:31 59.6	10/10/2013 20:36 59.5	12/10/2013 21:41 57.7	13/10/2013 14:46 63.3	14/10/2013 7:51 63.1
6/10/2013 18:31 59.6	8/10/2013 19:36 60.1	10/10/2013 20:41 60.1	12/10/2013 21:46 53.8	13/10/2013 14:51 63.1	14/10/2013 7:56 63.0
6/10/2013 18:36 59.5	8/10/2013 19:41 59.3	10/10/2013 20:46 59.4	12/10/2013 21:51 57.2	13/10/2013 14:56 63.3	14/10/2013 8:01 62.7
6/10/2013 18:41 59.3	8/10/2013 19:46 57.5	10/10/2013 20:51 62.3	12/10/2013 21:56 47.8	13/10/2013 15:01 63.4	14/10/2013 8:06 63.5
6/10/2013 18:46 57.3	8/10/2013 19:51 58.6	10/10/2013 20:56 58.8	12/10/2013 22:01 63.6	13/10/2013 15:06 63.5	14/10/2013 8:11 63.3
6/10/2013 18:51 57.7	8/10/2013 19:56 59.2	10/10/2013 21:01 57.5	12/10/2013 22:06 54.0	13/10/2013 15:11 62.5	14/10/2013 8:16 63.4
6/10/2013 18:56 59.4	8/10/2013 20:01 58.7	10/10/2013 21:06 59.9	12/10/2013 22:11 44.3	13/10/2013 15:16 62.9	14/10/2013 8:21 62.9
6/10/2013 19:01 58.7	8/10/2013 20:06 59.5	10/10/2013 21:11 59.1	12/10/2013 22:16 61.7	13/10/2013 15:21 42.1	14/10/2013 8:26 63.6
6/10/2013 19:06 59.8	8/10/2013 20:11 60.2	10/10/2013 21:16 58.2	12/10/2013 22:21 52.1	13/10/2013 15:26 63.3	14/10/2013 8:31 63.4
6/10/2013 19:11 59.4	8/10/2013 20:16 60.5	10/10/2013 21:21 60.0	12/10/2013 22:26 51.2	13/10/2013 15:31 63.5	14/10/2013 8:36 48.2
6/10/2013 19:16 58.8	8/10/2013 20:21 59.8	10/10/2013 21:26 60.2	12/10/2013 22:31 57.7	13/10/2013 15:36 63.5	14/10/2013 8:41 37.3
6/10/2013 19:21 60.2	8/10/2013 20:26 61.0	10/10/2013 21:31 57.4	12/10/2013 22:36 48.9	13/10/2013 15:41 63.1	14/10/2013 8:46 54.7
6/10/2013 19:26 56.7	8/10/2013 20:31 58.3	10/10/2013 21:36 57.9	12/10/2013 22:41 55.9	13/10/2013 15:46 63.1	14/10/2013 8:51 54.0
6/10/2013 19:31 60.5	8/10/2013 20:36 58.1	10/10/2013 21:41 56.6	12/10/2013 22:46 44.3	13/10/2013 15:51 63.3	14/10/2013 8:56 56.5
6/10/2013 19:36 59.4	8/10/2013 20:41 58.8	10/10/2013 21:46 59.2	12/10/2013 22:51 56.1	13/10/2013 15:56 48.5	14/10/2013 9:01 54.3
6/10/2013 19:41 55.5	8/10/2013 20:46 58.7	10/10/2013 21:51 56.8	12/10/2013 22:56 51.4	13/10/2013 16:01 63.2	14/10/2013 9:06 50.9
6/10/2013 19:46 57.9	8/10/2013 20:51 58.7	10/10/2013 21:56 56.9	13/10/2013 7:01 62.6	13/10/2013 16:06 48.5	14

Real-time Noise Data	RTN4 (Causeway Bay Community Centre)				
14/10/2013 11:51 57.6	14/10/2013 20:56 49.4	16/10/2013 22:01 45.1	19/10/2013 19:06 60.6	20/10/2013 12:11 58.7	20/10/2013 21:16 56.7
14/10/2013 11:56 52.5	14/10/2013 21:01 63.4	16/10/2013 22:06 59.0	19/10/2013 19:11 58.5	20/10/2013 12:16 54.5	20/10/2013 21:21 60.5
14/10/2013 12:01 57.0	14/10/2013 21:06 63.6	16/10/2013 22:11 57.7	19/10/2013 19:16 61.1	20/10/2013 12:21 56.6	20/10/2013 21:26 56.9
14/10/2013 12:06 55.9	14/10/2013 21:11 63.5	16/10/2013 22:16 58.2	19/10/2013 19:21 59.9	20/10/2013 12:26 56.8	20/10/2013 21:31 56.4
14/10/2013 12:11 54.0	14/10/2013 21:16 63.2	16/10/2013 22:21 61.1	19/10/2013 19:26 59.1	20/10/2013 12:31 57.5	20/10/2013 21:36 56.3
14/10/2013 12:16 52.5	14/10/2013 21:21 63.6	16/10/2013 22:26 56.5	19/10/2013 19:31 59.4	20/10/2013 12:36 58.4	20/10/2013 21:41 63.5
14/10/2013 12:21 44.3	14/10/2013 21:26 49.4	16/10/2013 22:31 55.3	19/10/2013 19:36 58.3	20/10/2013 12:41 58.3	20/10/2013 21:46 42.1
14/10/2013 12:26 57.4	14/10/2013 21:31 54.7	16/10/2013 22:36 57.6	19/10/2013 19:41 59.5	20/10/2013 12:46 57.0	20/10/2013 21:51 58.0
14/10/2013 12:31 57.3	14/10/2013 21:36 63.5	16/10/2013 22:41 55.6	19/10/2013 19:46 56.3	20/10/2013 12:51 58.6	20/10/2013 21:56 57.5
14/10/2013 12:36 56.8	14/10/2013 21:41 53.8	16/10/2013 22:46 53.7	19/10/2013 19:51 60.0	20/10/2013 12:56 57.9	20/10/2013 22:01 63.5
14/10/2013 12:41 59.4	14/10/2013 21:46 52.2	16/10/2013 22:51 49.7	19/10/2013 19:56 61.3	20/10/2013 13:01 55.3	20/10/2013 22:06 55.6
14/10/2013 12:46 55.1	14/10/2013 21:51 53.8	16/10/2013 22:56 54.2	19/10/2013 20:01 55.2	20/10/2013 13:06 55.8	20/10/2013 22:11 57.7
14/10/2013 12:51 56.5	14/10/2013 21:56 51.8	17/10/2013 19:01 61.9	19/10/2013 20:06 59.2	20/10/2013 13:11 58.7	20/10/2013 22:16 55.6
14/10/2013 12:56 56.3	14/10/2013 22:01 63.5	17/10/2013 19:06 61.6	19/10/2013 20:11 58.2	20/10/2013 13:16 54.9	20/10/2013 22:21 60.8
14/10/2013 13:01 57.3	14/10/2013 22:06 63.7	17/10/2013 19:11 64.0	19/10/2013 20:16 57.1	20/10/2013 13:21 57.4	20/10/2013 22:26 54.7
14/10/2013 13:06 47.4	14/10/2013 22:11 63.4	17/10/2013 19:16 61.8	19/10/2013 20:21 57.3	20/10/2013 13:26 57.9	20/10/2013 22:31 54.7
14/10/2013 13:11 56.4	14/10/2013 22:16 40.3	17/10/2013 19:21 60.9	19/10/2013 20:26 60.1	20/10/2013 13:31 55.6	20/10/2013 22:36 57.4
14/10/2013 13:16 53.2	14/10/2013 22:21 63.3	17/10/2013 19:26 62.6	19/10/2013 20:31 55.8	20/10/2013 13:36 57.1	20/10/2013 22:41 57.2
14/10/2013 13:21 55.5	14/10/2013 22:26 37.3	17/10/2013 19:31 60.9	19/10/2013 20:36 54.4	20/10/2013 13:41 55.8	20/10/2013 22:46 54.1
14/10/2013 13:26 52.5	14/10/2013 22:31 52.2	17/10/2013 19:36 61.3	19/10/2013 20:41 57.8	20/10/2013 13:46 56.5	20/10/2013 22:51 50.6
14/10/2013 13:31 54.6	14/10/2013 22:36 63.6	17/10/2013 19:41 60.3	19/10/2013 20:46 57.7	20/10/2013 13:51 56.9	20/10/2013 22:56 52.5
14/10/2013 13:36 55.2	14/10/2013 22:41 56.5	17/10/2013 19:46 62.1	19/10/2013 20:51 57.5	20/10/2013 13:56 56.6	21/10/2013 19:01 61.9
14/10/2013 13:41 55.4	14/10/2013 22:46 63.5	17/10/2013 19:51 60.0	19/10/2013 20:56 57.3	20/10/2013 14:01 59.0	21/10/2013 19:06 62.6
14/10/2013 13:46 48.2	14/10/2013 22:51 63.3	17/10/2013 19:56 59.4	19/10/2013 21:01 55.6	20/10/2013 14:06 58.7	21/10/2013 19:11 61.2
14/10/2013 13:51 55.2	14/10/2013 22:56 63.2	17/10/2013 20:01 61.3	19/10/2013 21:06 57.4	20/10/2013 14:11 54.7	21/10/2013 19:16 62.8
14/10/2013 13:56 54.7	15/10/2013 19:01 60.2	17/10/2013 20:06 60.6	19/10/2013 21:11 59.6	20/10/2013 14:16 57.6	21/10/2013 19:21 63.6
14/10/2013 14:01 55.6	15/10/2013 19:06 61.6	17/10/2013 20:11 62.9	19/10/2013 21:16 58.2	20/10/2013 14:21 57.6	21/10/2013 19:26 61.3
14/10/2013 14:06 55.9	15/10/2013 19:11 60.5	17/10/2013 20:16 59.6	19/10/2013 21:21 56.5	20/10/2013 14:26 54.7	21/10/2013 19:31 61.3
14/10/2013 14:11 57.3	15/10/2013 19:16 61.5	17/10/2013 20:21 60.4	19/10/2013 21:26 58.4	20/10/2013 14:31 53.4	21/10/2013 19:36 61.0
14/10/2013 14:16 58.4	15/10/2013 19:21 62.2	17/10/2013 20:26 57.9	19/10/2013 21:31 59.2	20/10/2013 14:36 57.0	21/10/2013 19:41 62.0
14/10/2013 14:21 61.7	15/10/2013 19:26 62.1	17/10/2013 20:31 62.5	19/10/2013 21:36 53.8	20/10/2013 14:41 56.9	21/10/2013 19:46 60.6
14/10/2013 14:26 57.2	15/10/2013 19:31 60.2	17/10/2013 20:36 58.9	19/10/2013 21:41 55.6	20/10/2013 14:46 55.4	21/10/2013 19:51 60.4
14/10/2013 14:31 57.0	15/10/2013 19:36 61.6	17/10/2013 20:41 58.4	19/10/2013 21:46 60.8	20/10/2013 14:51 46.4	21/10/2013 19:56 61.2
14/10/2013 14:36 57.1	15/10/2013 19:41 60.5	17/10/2013 20:46 61.6	19/10/2013 21:51 57.7	20/10/2013 14:56 54.9	21/10/2013 20:01 62.4
14/10/2013 14:41 55.6	15/10/2013 19:46 61.6	17/10/2013 20:51 58.3	19/10/2013 21:56 55.9	20/10/2013 15:01 56.8	21/10/2013 20:06 61.2
14/10/2013 14:46 50.4	15/10/2013 19:51 60.1	17/10/2013 20:56 58.1	19/10/2013 22:01 58.0	20/10/2013 15:06 58.7	21/10/2013 20:11 62.3
14/10/2013 14:51 56.5	15/10/2013 19:56 61.2	17/10/2013 21:01 58.4	19/10/2013 22:06 52.8	20/10/2013 15:11 53.2	21/10/2013 20:16 61.7
14/10/2013 14:56 55.9	15/10/2013 20:01 59.5	17/10/2013 21:06 59.6	19/10/2013 22:11 55.4	20/10/2013 15:16 55.5	21/10/2013 20:21 60.0
14/10/2013 15:01 50.9	15/10/2013 20:06 60.0	17/10/2013 21:11 57.9	19/10/2013 22:16 55.0	20/10/2013 15:21 60.6	21/10/2013 20:26 59.5
14/10/2013 15:06 55.9	15/10/2013 20:11 58.7	17/10/2013 21:16 57.1	19/10/2013 22:21 58.5	20/10/2013 15:26 57.1	21/10/2013 20:31 60.6
14/10/2013 15:11 57.5	15/10/2013 20:16 57.2	17/10/2013 21:21 58.7	19/10/2013 22:26 60.5	20/10/2013 15:31 57.1	21/10/2013 20:36 61.2
14/10/2013 15:16 59.5	15/10/2013 20:21 61.5	17/10/2013 21:26 56.7	19/10/2013 22:31 58.3	20/10/2013 15:36 56.9	21/10/2013 20:41 60.3
14/10/2013 15:21 57.9	15/10/2013 20:26 60.3	17/10/2013 21:31 59.7	19/10/2013 22:36 54.3	20/10/2013 15:41 63.5	21/10/2013 20:46 59.8
14/10/2013 15:26 57.6	15/10/2013 20:31 60.1	17/10/2013 21:36 59.8	19/10/2013 22:41 61.2	20/10/2013 15:46 63.0	21/10/2013 20:51 60.2
14/10/2013 15:31 63.6	15/10/2013 20:36 60.9	17/10/2013 21:41 54.4	19/10/2013 22:46 54.0	20/10/2013 15:51 55.4	21/10/2013 20:56 58.2
14/10/2013 15:36 56.1	15/10/2013 20:41 61.3	17/10/2013 21:46 56.9	19/10/2013 22:51 57.7	20/10/2013 15:56 53.5	21/10/2013 21:01 57.5
14/10/2013 15:41 58.8	15/10/2013 20:46 62.1	17/10/2013 21:51 56.3	19/10/2013 22:56 55.9	20/10/2013 16:01 57.1	21/10/2013 21:06 57.8
14/10/2013 15:46 55.9	15/10/2013 20:51 57.2	17/10/2013 21:56 60.1	20/10/2013 7:01 62.8	20/10/2013 16:06 53.1	21/10/2013 21:11 58.4
14/10/2013 15:51 55.3	15/10/2013 20:56 56.6	17/10/2013 22:01 55.0	20/10/2013 7:06 62.8	20/10/2013 16:11 51.8	21/10/2013 21:16 58.9
14/10/2013 15:56 65.8	15/10/2013 21:01 59.8	17/10/2013 22:06 60.1	20/10/2013 7:11 63.0	20/10/2013 16:16 63.4	21/10/2013 21:21 59.7
14/10/2013 16:01 58.9	15/10/2013 21:06 57.0	17/10/2013 22:11 55.2	20/10/2013 7:16 63.3	20/10/2013 16:21 63.6	21/10/2013 21:26 59.5
14/10/2013 16:06 59.2	15/10/2013 21:11 48.5	17/10/2013 22:16 56.9	20/10/2013 7:21 63.0	20/10/2013 16:26 52.7	21/10/2013 21:31 58.8
14/10/2013 16:11 52.2	15/10/2013 21:16 57.7	17/10/2013 22:21 59.1	20/10/2013 7:26 63.0	20/10/2013 16:31 52.2	21/10/2013 21:36 60.0
14/10/2013 16:16 58.9	15/10/2013 21:21 55.8	17/10/2013 22:26 59.2	20/10/2013 7:31 61.3	20/10/2013 16:36 46.9	21/10/2013 21:41 59.8
14/10/2013 16:21 56.3	15/10/2013 21:26 57.6	17/10/2013 22:31 58.7	20/10/2013 7:36 63.3	20/10/2013 16:41 59.0	21/10/2013 21:46 58.3
14/10/2013 16:26 52.1	15/10/2013 21:31 56.5	17/10/2013 22:36 53.7	20/10/2013 7:41 63.5	20/10/2013 16:46 53.7	21/10/2013 21:51 57.3
14/10/2013 16:31 54.7	15/10/2013 21:36 57.4	17/10/2013 22:41 60.0	20/10/2013 7:46 63.4	20/10/2013 16:51 55.0	21/10/2013 21:56 57.6
14/10/2013 16:36 55.3	15/10/2013 21:41 58.0	17/10/2013 22:46 52.4	20/10/2013 7:51 46.4	20/10/2013 16:56 63.5	21/10/2013 22:01 53.7
14/10/2013 16:41 58.9	15/10/2013 21:46 59.3	17/10/2013 22:51 55.3	20/10/2013 7:56 53.7	20/10/2013 17:01 56.8	21/10/2013 22:06 56.7
14/10/2013 16:46 53.1	15/10/2013 21:51 57.3	17/10/2013 22:56 54.4	20/10/2013 8:01 63.5	20/10/2013 17:06 56.8	21/10/2013 22:11 56.9
14/10/2013 16:51 57.7	15/10/2013 21:56 57.3	18/10/2013 19:01 62.7	20/10/2013 8:06 56.8	20/10/2013 17:11 57.5	21/10/2013 22:16 59.9
14/10/2013 16:56 56.1	15/10/2013 22:01 54.7	18/10/2013 19:06 62.6	20/10/2013 8:11 63.6	20/10/2013 17:16 54.7	21/10/2013 22:21 59.1
14/10/2013 17:01 56.4	15/10/2013 22:06 49.2	18/10/2013 19:11 62.3	20/10/2013 8:16 51.2	20/10/2013 17:21 56.3	21/10/2013 22:26 53.5
14/10/2013 17:06 55.1	15/10/2013 22:11 59.1	18/10/2013 19:16 62.8	20/10/2013 8:21 58.9	20/10/2013 17:26 52.4	21/10/2013 22:31 59.5
14/10/2013 17:11 56.4	15/10/2013 22:16 55.8	18/10/2013 19:21 61.8	20/10/2013 8:26 54.7	20/10/2013 17:31 59.0	21/10/2013 22:36 55.2
14/10/2013 17:16 56.3	15/10/2013 22:21 55.3	18/10/2013 19:26 62.4	20/10/2013 8:31 52.2	20/10/2013 17:36 57.2	21/10/2013 22:41 56.9
14/10/2013 17:21 59.0	15/10/2013 22:26 59.9	18/10/2013 19:31 63.3	20/10/2013 8:36 56.9	20/10/2013 17:41 57.5	21/10/2013 22:46 56.9
14/10/2013 17:26 57.0	15/10/2013 22:31 56.8	18/10/2013 19:36 61.7	20/10/2013 8:41 57.2	20/10/2013 17:46 56.8	21/10/2013 22:51 47.8
14/10/2013 17:31 55.6	15/10/2013 22:36 57.8	18/10/2013 19:41 60.2	20/10/2013 8:46 63.7	20/10/2013 17:51 62.8	21/10/2013 22:56 61.2
14/10/2013 17:36 57.4	15/10/2013 22:41 52.2	18/10/2013 19:46 61.4	20/10/2013 8:51 60.5	20/10/2013 17:56 62.7	22/10/2013 19:01 63.7
14/10/2013 17:41 54.8	15/10/2013 22:46 45.1	18/10/2013 19:51 61.9	20/10/2013 8:56 57.7	20/10/2013 18:01 63.7	22/10/2013 19:06 51.9
14/10/2013 17:46 55.5	15/10/2013 22:51 51.9	18/10/2013 19:56 61.7	20/10/2013 9:01 58.4	20/10/2013 18:06 50.4	22/10/2013 19:11 54.0
14/10/2013 17:51 56.5	15/10/2013 22:56 55.4	18/10/2013 20:01 62.7	20/10/2013 9:06 62.1	20/10/2013 18:11 63.6	22/10/2013 19:16 55.5
14/10/2013 17:56 42.1	16/10/2013 19:01 61.5	18/10/2013 20:06 61.0	20/10/2013 9:11 58.0	20/10/2013 18:16 54.4	22/10/2013 19:21 55.6
14/10/2013 18:01 48.2	16/10/2013 19:06 61.2	18/10/2013 20:11 60.6	20/10/2013 9:16 61.1	20/10/2013 18:21 53.8	22/10/2013 19:26 61.4
14/10/2013 18:06 55.1	16/10/2013 19:11 61.7	18/10/2013 20:16 59.8	20/10/2013 9:21 57.0	20/10/2013 18:26 56.6	22/10/2013 19:31 59.6
14/10/2013 18:11 43.4	16/10/2013 19:16 61.8	18/10/2013 20:21 61.3			

Real-time Noise Data	RTN4 (Causeway Bay Community Centre)					
22/10/2013 22:21 59.2	25/10/2013 19:26 62.3	27/10/2013 8:31 50.0	27/10/2013 17:36 50.9	28/9/2013 3:31 60.9	29/9/2013 4:36 59.3	
22/10/2013 22:26 53.8	25/10/2013 19:31 63.4	27/10/2013 8:36 56.3	27/10/2013 17:41 63.5	28/9/2013 3:36 53.1	29/9/2013 4:41 60.4	
22/10/2013 22:31 60.7	25/10/2013 19:36 57.3	27/10/2013 8:41 58.1	27/10/2013 17:46 63.6	28/9/2013 3:41 60.8	29/9/2013 4:46 59.1	
22/10/2013 22:36 54.3	25/10/2013 19:41 60.3	27/10/2013 8:46 51.6	27/10/2013 17:51 63.5	28/9/2013 3:46 60.5	29/9/2013 4:51 59.9	
22/10/2013 22:41 57.6	25/10/2013 19:46 57.4	27/10/2013 8:51 58.9	27/10/2013 17:56 42.1	28/9/2013 3:51 60.7	29/9/2013 4:56 59.7	
22/10/2013 22:46 56.7	25/10/2013 19:51 60.6	27/10/2013 8:56 57.3	27/10/2013 18:01 48.5	28/9/2013 3:56 60.2	29/9/2013 5:01 59.2	
22/10/2013 22:51 52.4	25/10/2013 19:56 58.7	27/10/2013 9:01 54.0	27/10/2013 18:06 63.5	28/9/2013 4:01 59.1	29/9/2013 5:06 60.3	
22/10/2013 22:56 55.4	25/10/2013 20:01 58.6	27/10/2013 9:06 58.3	27/10/2013 18:11 63.6	28/9/2013 4:06 51.3	29/9/2013 5:11 58.9	
23/10/2013 19:01 61.5	25/10/2013 20:06 60.4	27/10/2013 9:11 55.9	27/10/2013 18:16 58.3	28/9/2013 4:11 59.4	29/9/2013 5:16 54.1	
23/10/2013 19:06 61.6	25/10/2013 20:11 58.2	27/10/2013 9:16 58.9	27/10/2013 18:21 58.7	28/9/2013 4:16 60.1	29/9/2013 5:21 59.8	
23/10/2013 19:11 61.9	25/10/2013 20:16 59.3	27/10/2013 9:21 59.8	27/10/2013 18:26 58.2	28/9/2013 4:21 60.1	29/9/2013 5:26 59.9	
23/10/2013 19:16 61.3	25/10/2013 20:21 57.2	27/10/2013 9:26 58.2	27/10/2013 18:31 59.5	28/9/2013 4:26 59.9	29/9/2013 5:31 60.5	
23/10/2013 19:21 61.6	25/10/2013 20:26 51.6	27/10/2013 9:31 58.7	27/10/2013 18:36 61.0	28/9/2013 4:31 59.8	29/9/2013 5:36 60.5	
23/10/2013 19:26 62.5	25/10/2013 20:31 58.9	27/10/2013 9:36 61.5	27/10/2013 18:41 60.5	28/9/2013 4:36 58.8	29/9/2013 5:41 60.7	
23/10/2013 19:31 60.2	25/10/2013 20:36 59.8	27/10/2013 9:41 58.1	27/10/2013 18:46 60.5	28/9/2013 4:41 60.4	29/9/2013 5:46 60.8	
23/10/2013 19:36 62.4	25/10/2013 20:41 58.5	27/10/2013 9:46 59.6	27/10/2013 18:51 56.7	28/9/2013 4:46 59.8	29/9/2013 5:51 60.2	
23/10/2013 19:41 63.1	25/10/2013 20:46 57.8	27/10/2013 9:51 61.1	27/10/2013 18:56 58.5	28/9/2013 4:51 60.5	29/9/2013 5:56 46.4	
23/10/2013 19:46 60.5	25/10/2013 20:51 58.6	27/10/2013 9:56 59.4	27/10/2013 19:01 53.1	28/9/2013 4:56 60.1	29/9/2013 6:01 60.9	
23/10/2013 19:51 59.3	25/10/2013 20:56 59.2	27/10/2013 10:01 58.3	27/10/2013 19:06 60.4	28/9/2013 5:01 59.5	29/9/2013 6:06 55.9	
23/10/2013 19:56 61.2	25/10/2013 21:01 56.8	27/10/2013 10:06 57.9	27/10/2013 19:11 60.3	28/9/2013 5:06 51.1	29/9/2013 6:11 53.1	
23/10/2013 20:01 59.9	25/10/2013 21:06 55.8	27/10/2013 10:11 58.7	27/10/2013 19:16 60.8	28/9/2013 5:11 60.2	29/9/2013 6:16 55.9	
23/10/2013 20:06 60.3	25/10/2013 21:11 57.2	27/10/2013 10:16 58.2	27/10/2013 19:21 61.6	28/9/2013 5:16 59.9	29/9/2013 6:21 52.2	
23/10/2013 20:11 60.3	25/10/2013 21:16 54.7	27/10/2013 10:21 59.2	27/10/2013 19:26 59.4	28/9/2013 5:21 60.4	29/9/2013 6:26 59.0	
23/10/2013 20:16 60.2	25/10/2013 21:21 57.9	27/10/2013 10:26 59.3	27/10/2013 19:31 58.8	28/9/2013 5:26 59.7	29/9/2013 6:31 57.0	
23/10/2013 20:21 59.7	25/10/2013 21:26 54.7	27/10/2013 10:31 59.2	27/10/2013 19:36 57.7	28/9/2013 5:31 60.3	29/9/2013 6:36 57.1	
23/10/2013 20:26 58.3	25/10/2013 21:31 57.9	27/10/2013 10:36 59.6	27/10/2013 19:41 59.8	28/9/2013 5:36 59.9	29/9/2013 6:41 57.2	
23/10/2013 20:31 58.3	25/10/2013 21:36 60.6	27/10/2013 10:41 61.4	27/10/2013 19:46 60.3	28/9/2013 5:41 60.1	29/9/2013 6:46 56.1	
23/10/2013 20:36 58.8	25/10/2013 21:41 58.9	27/10/2013 10:46 63.5	27/10/2013 19:51 58.5	28/9/2013 5:46 50.0	29/9/2013 6:51 57.1	
23/10/2013 20:41 59.4	25/10/2013 21:46 57.4	27/10/2013 10:51 54.2	27/10/2013 19:56 58.3	28/9/2013 5:51 48.1	29/9/2013 6:56 57.3	
23/10/2013 20:46 59.5	25/10/2013 21:51 62.8	27/10/2013 10:56 58.4	27/10/2013 20:01 55.9	28/9/2013 5:56 60.9	29/9/2013 7:01 61.5	
23/10/2013 20:51 60.4	25/10/2013 21:56 58.9	27/10/2013 11:01 57.0	27/10/2013 20:06 60.8	28/9/2013 6:01 46.4	29/9/2013 7:06 60.4	
23/10/2013 20:56 62.0	25/10/2013 22:01 60.9	27/10/2013 11:06 44.3	27/10/2013 20:11 55.0	28/9/2013 6:06 57.5	29/9/2013 7:11 61.6	
23/10/2013 21:01 55.3	25/10/2013 22:06 57.5	27/10/2013 11:11 51.9	27/10/2013 20:16 61.2	28/9/2013 6:11 57.2	29/9/2013 7:16 63.0	
23/10/2013 21:06 56.5	25/10/2013 22:11 59.2	27/10/2013 11:16 54.3	27/10/2013 20:21 63.6	28/9/2013 6:16 54.6	29/9/2013 7:21 62.3	
23/10/2013 21:11 56.3	25/10/2013 22:16 58.9	27/10/2013 11:21 63.6	27/10/2013 20:26 56.6	28/9/2013 6:21 58.0	29/9/2013 7:26 61.9	
23/10/2013 21:16 57.7	25/10/2013 22:21 59.4	27/10/2013 11:26 49.4	27/10/2013 20:31 57.3	28/9/2013 6:26 58.4	29/9/2013 7:31 61.4	
23/10/2013 21:21 61.3	25/10/2013 22:26 55.7	27/10/2013 11:31 62.9	27/10/2013 20:36 57.0	28/9/2013 6:31 62.8	29/9/2013 7:36 61.3	
23/10/2013 21:26 58.5	25/10/2013 22:31 55.2	27/10/2013 11:36 63.3	27/10/2013 20:41 54.8	28/9/2013 6:36 60.5	29/9/2013 7:41 60.9	
23/10/2013 21:31 56.6	25/10/2013 22:36 57.6	27/10/2013 11:41 55.7	27/10/2013 20:46 57.2	28/9/2013 6:41 61.8	29/9/2013 7:46 62.0	
23/10/2013 21:36 58.3	25/10/2013 22:41 57.9	27/10/2013 11:46 48.5	27/10/2013 20:51 53.5	28/9/2013 6:46 61.7	29/9/2013 7:51 61.8	
23/10/2013 21:41 55.4	25/10/2013 22:46 58.6	27/10/2013 11:51 50.6	27/10/2013 20:56 54.0	28/9/2013 6:51 60.5	29/9/2013 7:56 60.5	
23/10/2013 21:46 57.7	25/10/2013 22:51 60.3	27/10/2013 11:56 62.8	27/10/2013 21:01 63.6	28/9/2013 6:56 61.7	30/9/2013 0:01 61.4	
23/10/2013 21:51 57.7	25/10/2013 22:56 56.5	27/10/2013 12:01 51.6	27/10/2013 21:06 56.4	28/9/2013 7:01 60.4	30/9/2013 0:06 61.7	
23/10/2013 21:56 57.8	26/10/2013 19:01 52.5	27/10/2013 12:06 61.6	27/10/2013 21:11 57.4	28/9/2013 7:06 60.5	30/9/2013 0:11 58.4	
23/10/2013 22:01 56.7	26/10/2013 19:06 62.0	27/10/2013 12:11 50.9	27/10/2013 21:16 58.2	28/9/2013 7:11 61.9	30/9/2013 0:16 60.8	
23/10/2013 22:06 57.8	26/10/2013 19:11 60.4	27/10/2013 12:16 51.2	27/10/2013 21:21 59.1	28/9/2013 7:16 59.6	30/9/2013 0:21 61.0	
23/10/2013 22:11 56.1	26/10/2013 19:16 59.0	27/10/2013 12:21 60.5	27/10/2013 21:26 56.6	28/9/2013 7:21 59.9	30/9/2013 0:26 57.1	
23/10/2013 22:16 57.0	26/10/2013 19:21 52.2	27/10/2013 12:26 60.2	27/10/2013 21:31 63.7	28/9/2013 7:26 60.4	30/9/2013 0:31 58.6	
23/10/2013 22:21 58.4	26/10/2013 19:26 49.7	27/10/2013 12:31 63.5	27/10/2013 21:36 54.5	28/9/2013 7:31 60.2	30/9/2013 0:36 56.8	
23/10/2013 22:26 60.1	26/10/2013 19:31 57.0	27/10/2013 12:36 63.6	27/10/2013 21:41 56.7	28/9/2013 7:36 62.1	30/9/2013 0:41 59.3	
23/10/2013 22:31 59.6	26/10/2013 19:36 60.3	27/10/2013 12:41 63.2	27/10/2013 21:46 58.2	28/9/2013 7:41 60.9	30/9/2013 0:46 49.0	
23/10/2013 22:36 57.8	26/10/2013 19:41 61.5	27/10/2013 12:46 61.5	27/10/2013 21:51 58.4	28/9/2013 7:46 60.9	30/9/2013 0:51 57.4	
23/10/2013 22:41 59.0	26/10/2013 19:46 60.4	27/10/2013 12:51 62.2	27/10/2013 21:56 54.7	28/9/2013 7:51 60.3	30/9/2013 0:56 57.6	
23/10/2013 22:46 56.8	26/10/2013 19:51 58.9	27/10/2013 12:56 61.2	27/10/2013 22:01 59.4	28/9/2013 7:56 60.9	30/9/2013 1:01 56.4	
23/10/2013 22:51 56.5	26/10/2013 19:56 63.5	27/10/2013 13:01 62.9	27/10/2013 22:06 58.2	29/9/2013 0:01 61.0	30/9/2013 1:06 52.3	
23/10/2013 22:56 55.8	26/10/2013 20:01 60.5	27/10/2013 13:06 62.3	27/10/2013 22:11 55.5	29/9/2013 0:06 61.5	30/9/2013 1:11 51.0	
28/12/2012 0:00 55.6	26/10/2013 20:06 58.9	27/10/2013 13:11 62.4	27/10/2013 22:16 50.0	29/9/2013 0:11 60.3	30/9/2013 1:16 53.7	
24/10/2013 19:06 60.6	26/10/2013 20:11 57.6	27/10/2013 13:16 62.8	27/10/2013 22:21 54.7	29/9/2013 0:16 62.1	30/9/2013 1:21 55.8	
24/10/2013 19:11 62.9	26/10/2013 20:16 58.1	27/10/2013 13:21 50.2	27/10/2013 22:26 54.7	29/9/2013 0:21 59.3	30/9/2013 1:26 60.0	
24/10/2013 19:16 61.7	26/10/2013 20:21 57.2	27/10/2013 13:26 47.4	27/10/2013 22:31 65.7	29/9/2013 0:26 60.3	30/9/2013 1:31 60.4	
24/10/2013 19:21 60.0	26/10/2013 20:26 57.2	27/10/2013 13:31 62.6	27/10/2013 22:36 57.8	29/9/2013 0:31 60.3	30/9/2013 1:36 55.2	
24/10/2013 19:26 61.0	26/10/2013 20:31 59.5	27/10/2013 13:36 62.4	27/10/2013 22:41 57.5	29/9/2013 0:36 62.3	30/9/2013 1:41 60.4	
24/10/2013 19:31 61.8	26/10/2013 20:36 59.6	27/10/2013 13:41 62.9	27/10/2013 22:46 60.0	29/9/2013 0:41 59.1	30/9/2013 1:46 59.6	
24/10/2013 19:36 61.3	26/10/2013 20:41 56.5	27/10/2013 13:46 62.8	27/10/2013 22:51 53.3	29/9/2013 0:46 58.7	30/9/2013 1:51 60.8	
24/10/2013 19:41 61.3	26/10/2013 20:46 53.8	27/10/2013 13:51 63.5	27/10/2013 22:56 56.4	29/9/2013 0:51 58.4	30/9/2013 1:56 59.0	
24/10/2013 19:46 59.2	26/10/2013 20:51 58.6	27/10/2013 13:56 59.5		29/9/2013 0:56 57.6	30/9/2013 2:01 59.9	
24/10/2013 19:51 59.4	26/10/2013 20:56 56.6	27/10/2013 14:01 57.9		29/9/2013 1:01 57.8	30/9/2013 2:06 59.4	
24/10/2013 19:56 60.9	26/10/2013 21:01 53.4	27/10/2013 14:06 61.1		29/9/2013 1:06 55.4	30/9/2013 2:11 59.7	
24/10/2013 20:01 61.6	26/10/2013 21:06 57.9	27/10/2013 14:11 58.1		29/9/2013 1:11 59.3	30/9/2013 2:16 58.6	
24/10/2013 20:06 63.1	26/10/2013 21:11 59.4	27/10/2013 14:16 53.1		29/9/2013 1:16 54.0	30/9/2013 2:21 59.5	
24/10/2013 20:11 59.0	26/10/2013 21:16 62.0	27/10/2013 14:21 54.1		29/9/2013 1:21 53.6	30/9/2013 2:26 59.6	
24/10/2013 20:16 59.5	26/10/2013 21:21 57.3	27/10/2013 14:26 64.2		29/9/2013 1:26 55.0	30/9/2013 2:31 58.6	
24/10/2013 20:21 59.9	26/10/2013 21:26 61.9	27/10/2013 14:31 54.7		29/9/2013 1:31 57.4	30/9/2013 2:36 59.9	
24/10/2013 20:26 60.5	26/10/2013 21:31 57.5	27/10/2013 14:36 47.8		29/9/2013 1:36 58.2	30/9/2013 2:41 59.2	
24/10/2013 20:31 56.5	26/10/2013 21:36 58.6	27/10/2013 14:41 50.9		29/9/2013 1:41 51.5	30/9/2013 2:46 59.9	
24/10/2013 20:36 60.6	26/10/2013 21:41 58.0	27/10/2013 14:46 63.7		29/9/2013 1:46 53.3	30/9/2013 2:51 59.0	
24/10/2013 20:41 55.3	26/10/2013 21:46 59.0	27/10/2013 14:51 54.7		29/9/2013 1:51 56.5	30/9/2013 2:56 57.8	
24/10/2013 20:46 55.9	26/10/2013 21:51 59.4	27/10/2013 14:56 51.1		29/9/2013 1:56 55.1	30/9/2013 3:01 58.7	
24/10/2013 20:51 57.6	26/10/2013 21:56 63.1	27/10/2013 15:01 63.7		29/9/2013 2:01 47.6	30/9/2013 3:06 58.1	
24/10/2013 20:56 56.9	26/10/2013 22:01 56.9	27/10/2013 15:06 45.8		29/9/2013 2:06 51.0	30/9/2013 3:11 58.0	
24/10/2013 21:01 56.1	26/10/2013 22:06 56.9	27/10/2013 15:11				

Real-time Noise Data		RTN4 (Causeway Bay Community Centre)									
30/9/2013 5:41	46.1	1/10/2013 6:46	62.5	2/10/2013 23:51	58.1	4/10/2013 0:56	54.3	5/10/2013 2:01	57.5	6/10/2013 3:06	60.4
30/9/2013 5:46	54.4	1/10/2013 6:51	61.6	2/10/2013 23:56	59.6	4/10/2013 1:01	50.6	5/10/2013 2:06	56.1	6/10/2013 3:11	60.2
30/9/2013 5:51	55.4	1/10/2013 6:56	63.4	3/10/2013 0:01	59.2	4/10/2013 1:06	53.1	5/10/2013 2:11	57.7	6/10/2013 3:16	56.2
30/9/2013 5:56	51.5	1/10/2013 23:01	61.3	3/10/2013 0:06	60.2	4/10/2013 1:11	53.7	5/10/2013 2:16	59.0	6/10/2013 3:21	60.8
30/9/2013 6:01	55.1	1/10/2013 23:06	58.4	3/10/2013 0:11	61.8	4/10/2013 1:16	60.4	5/10/2013 2:21	51.1	6/10/2013 3:26	60.5
30/9/2013 6:06	55.9	1/10/2013 23:11	60.5	3/10/2013 0:16	60.5	4/10/2013 1:21	56.0	5/10/2013 2:26	55.0	6/10/2013 3:31	60.7
30/9/2013 6:11	57.2	1/10/2013 23:16	58.8	3/10/2013 0:21	58.6	4/10/2013 1:26	54.2	5/10/2013 2:31	56.7	6/10/2013 3:36	64.1
30/9/2013 6:16	59.9	1/10/2013 23:21	59.6	3/10/2013 0:26	63.2	4/10/2013 1:31	54.3	5/10/2013 2:36	54.3	6/10/2013 3:41	60.8
30/9/2013 6:21	61.8	1/10/2013 23:26	61.0	3/10/2013 0:31	61.2	4/10/2013 1:36	50.9	5/10/2013 2:41	55.8	6/10/2013 3:46	60.3
30/9/2013 6:26	61.1	1/10/2013 23:31	59.7	3/10/2013 0:36	58.7	4/10/2013 1:41	51.1	5/10/2013 2:46	55.5	6/10/2013 3:51	60.4
30/9/2013 6:31	62.2	1/10/2013 23:36	60.2	3/10/2013 0:41	58.2	4/10/2013 1:46	45.0	5/10/2013 2:51	54.2	6/10/2013 3:56	59.7
30/9/2013 6:36	62.8	1/10/2013 23:41	59.7	3/10/2013 0:46	58.4	4/10/2013 1:51	46.9	5/10/2013 2:56	54.4	6/10/2013 4:01	59.2
30/9/2013 6:41	63.3	1/10/2013 23:46	59.5	3/10/2013 0:51	58.8	4/10/2013 1:56	60.3	5/10/2013 3:01	54.6	6/10/2013 4:06	60.3
30/9/2013 6:46	64.5	1/10/2013 23:51	60.4	3/10/2013 0:56	56.6	4/10/2013 2:01	60.1	5/10/2013 3:06	51.9	6/10/2013 4:11	60.1
30/9/2013 6:51	64.3	1/10/2013 23:56	60.6	3/10/2013 1:01	56.1	4/10/2013 2:06	60.8	5/10/2013 3:11	51.4	6/10/2013 4:16	58.1
30/9/2013 6:56	64.9	2/10/2013 0:01	57.1	3/10/2013 1:06	54.4	4/10/2013 2:11	60.0	5/10/2013 3:16	60.6	6/10/2013 4:21	60.0
30/9/2013 23:01	62.9	2/10/2013 0:06	60.8	3/10/2013 1:11	60.9	4/10/2013 2:16	47.6	5/10/2013 3:21	46.4	6/10/2013 4:26	59.5
30/9/2013 23:06	63.3	2/10/2013 0:11	59.2	3/10/2013 1:16	56.2	4/10/2013 2:21	60.8	5/10/2013 3:26	43.6	6/10/2013 4:31	60.7
30/9/2013 23:11	63.8	2/10/2013 0:16	59.1	3/10/2013 1:21	53.2	4/10/2013 2:26	59.9	5/10/2013 3:31	60.7	6/10/2013 4:36	60.0
30/9/2013 23:16	63.4	2/10/2013 0:21	58.8	3/10/2013 1:26	60.9	4/10/2013 2:31	46.1	5/10/2013 3:36	60.2	6/10/2013 4:41	60.6
30/9/2013 23:21	64.8	2/10/2013 0:26	58.6	3/10/2013 1:31	52.9	4/10/2013 2:36	60.1	5/10/2013 3:41	51.7	6/10/2013 4:46	59.8
30/9/2013 23:26	62.7	2/10/2013 0:31	57.8	3/10/2013 1:36	47.2	4/10/2013 2:41	59.9	5/10/2013 3:46	60.1	6/10/2013 4:51	59.7
30/9/2013 23:31	64.9	2/10/2013 0:36	55.4	3/10/2013 1:41	60.7	4/10/2013 2:46	59.5	5/10/2013 3:51	46.1	6/10/2013 4:56	60.3
30/9/2013 23:36	63.6	2/10/2013 0:41	58.5	3/10/2013 1:46	54.8	4/10/2013 2:51	60.6	5/10/2013 3:56	60.6	6/10/2013 5:01	59.5
30/9/2013 23:41	63.4	2/10/2013 0:46	56.2	3/10/2013 1:51	60.7	4/10/2013 2:56	59.8	5/10/2013 4:01	59.9	6/10/2013 5:06	60.4
30/9/2013 23:46	63.1	2/10/2013 0:51	49.3	3/10/2013 1:56	60.7	4/10/2013 3:01	59.2	5/10/2013 4:06	39.3	6/10/2013 5:11	59.5
30/9/2013 23:51	62.4	2/10/2013 0:56	54.2	3/10/2013 2:01	59.8	4/10/2013 3:06	59.3	5/10/2013 4:11	41.5	6/10/2013 5:16	60.6
30/9/2013 23:56	62.8	2/10/2013 1:01	49.3	3/10/2013 2:06	60.3	4/10/2013 3:11	59.6	5/10/2013 4:16	59.7	6/10/2013 5:21	60.2
1/10/2013 0:01	63.8	2/10/2013 1:06	51.8	3/10/2013 2:11	59.9	4/10/2013 3:16	60.1	5/10/2013 4:21	45.4	6/10/2013 5:26	60.2
1/10/2013 0:06	61.0	2/10/2013 1:11	60.9	3/10/2013 2:16	60.2	4/10/2013 3:21	59.2	5/10/2013 4:26	60.0	6/10/2013 5:31	59.2
1/10/2013 0:11	63.7	2/10/2013 1:16	43.0	3/10/2013 2:21	59.9	4/10/2013 3:26	58.1	5/10/2013 4:31	59.3	6/10/2013 5:36	60.3
1/10/2013 0:16	61.8	2/10/2013 1:21	50.3	3/10/2013 2:26	58.6	4/10/2013 3:31	57.5	5/10/2013 4:36	60.8	6/10/2013 5:41	59.3
1/10/2013 0:21	62.6	2/10/2013 1:26	60.9	3/10/2013 2:31	51.0	4/10/2013 3:36	59.3	5/10/2013 4:41	60.3	6/10/2013 5:46	60.6
1/10/2013 0:26	61.9	2/10/2013 1:31	60.8	3/10/2013 2:36	59.7	4/10/2013 3:41	58.0	5/10/2013 4:46	59.9	6/10/2013 5:51	49.0
1/10/2013 0:31	61.7	2/10/2013 1:36	60.6	3/10/2013 2:41	58.7	4/10/2013 3:46	58.1	5/10/2013 4:51	52.5	6/10/2013 5:56	60.7
1/10/2013 0:36	61.6	2/10/2013 1:41	59.9	3/10/2013 2:46	58.6	4/10/2013 3:51	59.3	5/10/2013 4:56	60.4	6/10/2013 6:01	60.5
1/10/2013 0:41	61.0	2/10/2013 1:46	60.1	3/10/2013 2:51	59.4	4/10/2013 3:56	57.0	5/10/2013 5:01	59.9	6/10/2013 6:06	53.6
1/10/2013 0:46	61.9	2/10/2013 1:51	60.4	3/10/2013 2:56	57.8	4/10/2013 4:01	57.2	5/10/2013 5:06	56.0	6/10/2013 6:11	58.9
1/10/2013 0:51	61.6	2/10/2013 1:56	59.9	3/10/2013 3:01	57.5	4/10/2013 4:06	58.7	5/10/2013 5:11	45.0	6/10/2013 6:16	53.3
1/10/2013 0:56	61.7	2/10/2013 2:01	60.5	3/10/2013 3:06	59.4	4/10/2013 4:11	58.5	5/10/2013 5:16	60.4	6/10/2013 6:21	54.8
1/10/2013 1:01	59.9	2/10/2013 2:06	59.5	3/10/2013 3:11	58.3	4/10/2013 4:16	58.5	5/10/2013 5:21	60.8	6/10/2013 6:26	59.0
1/10/2013 1:06	61.1	2/10/2013 2:11	60.0	3/10/2013 3:16	59.5	4/10/2013 4:21	57.6	5/10/2013 5:26	60.5	6/10/2013 6:31	58.2
1/10/2013 1:11	58.6	2/10/2013 2:16	59.2	3/10/2013 3:21	59.3	4/10/2013 4:26	58.6	5/10/2013 5:31	48.1	6/10/2013 6:36	60.5
1/10/2013 1:16	58.6	2/10/2013 2:21	60.0	3/10/2013 3:26	56.1	4/10/2013 4:31	57.7	5/10/2013 5:36	51.6	6/10/2013 6:41	64.5
1/10/2013 1:21	60.4	2/10/2013 2:26	58.7	3/10/2013 3:31	57.9	4/10/2013 4:36	58.8	5/10/2013 5:41	60.9	6/10/2013 6:46	60.1
1/10/2013 1:26	61.2	2/10/2013 2:31	57.9	3/10/2013 3:36	59.5	4/10/2013 4:41	58.0	5/10/2013 5:46	54.3	6/10/2013 6:51	59.2
1/10/2013 1:31	59.2	2/10/2013 2:36	58.9	3/10/2013 3:41	56.6	4/10/2013 4:46	59.1	5/10/2013 5:51	54.9	6/10/2013 6:56	55.5
1/10/2013 1:36	59.7	2/10/2013 2:41	58.5	3/10/2013 3:46	56.5	4/10/2013 4:51	58.0	5/10/2013 5:56	60.7	6/10/2013 23:01	59.8
1/10/2013 1:41	61.2	2/10/2013 2:46	59.8	3/10/2013 3:51	59.3	4/10/2013 4:56	59.4	5/10/2013 6:01	55.9	6/10/2013 23:06	59.9
1/10/2013 1:46	58.4	2/10/2013 2:51	60.0	3/10/2013 3:56	58.1	4/10/2013 5:01	59.2	5/10/2013 6:06	56.1	6/10/2013 23:11	59.5
1/10/2013 1:51	60.6	2/10/2013 2:56	59.5	3/10/2013 4:01	57.4	4/10/2013 5:06	58.0	5/10/2013 6:11	57.5	6/10/2013 23:16	59.9
1/10/2013 1:56	57.9	2/10/2013 3:01	57.6	3/10/2013 4:06	59.4	4/10/2013 5:11	58.7	5/10/2013 6:16	57.2	6/10/2013 23:21	59.8
1/10/2013 2:01	59.5	2/10/2013 3:06	59.3	3/10/2013 4:11	58.2	4/10/2013 5:16	58.6	5/10/2013 6:21	59.7	6/10/2013 23:26	61.0
1/10/2013 2:06	59.7	2/10/2013 3:11	57.7	3/10/2013 4:16	57.9	4/10/2013 5:21	59.6	5/10/2013 6:26	58.3	6/10/2013 23:31	57.3
1/10/2013 2:11	59.6	2/10/2013 3:16	58.3	3/10/2013 4:21	58.1	4/10/2013 5:26	60.7	5/10/2013 6:31	58.7	6/10/2013 23:36	60.2
1/10/2013 2:16	57.2	2/10/2013 3:21	58.5	3/10/2013 4:26	57.9	4/10/2013 5:31	59.4	5/10/2013 6:36	60.6	6/10/2013 23:41	59.6
1/10/2013 2:21	60.3	2/10/2013 3:26	58.2	3/10/2013 4:31	57.4	4/10/2013 5:36	59.9	5/10/2013 6:41	61.1	6/10/2013 23:46	59.9
1/10/2013 2:26	58.8	2/10/2013 3:31	59.3	3/10/2013 4:36	58.5	4/10/2013 5:41	60.5	5/10/2013 6:46	62.3	6/10/2013 23:51	62.2
1/10/2013 2:31	58.5	2/10/2013 3:36	59.9	3/10/2013 4:41	58.1	4/10/2013 5:46	59.9	5/10/2013 6:51	61.5	6/10/2013 23:56	59.5
1/10/2013 2:36	58.5	2/10/2013 3:41	58.2	3/10/2013 4:46	59.2	4/10/2013 5:51	54.1	5/10/2013 6:56	60.7	7/10/2013 0:01	59.9
1/10/2013 2:41	52.8	2/10/2013 3:46	57.8	3/10/2013 4:51	58.9	4/10/2013 5:56	60.9	5/10/2013 23:01	61.9	7/10/2013 0:06	59.2
1/10/2013 2:46	57.0	2/10/2013 3:51	58.5	3/10/2013 4:56	59.0	4/10/2013 6:01	39.3	5/10/2013 23:06	62.3	7/10/2013 0:11	56.9
1/10/2013 2:51	57.9	2/10/2013 3:56	56.2	3/10/2013 5:01	58.7	4/10/2013 6:06	53.1	5/10/2013 23:11	62.1	7/10/2013 0:16	56.7
1/10/2013 2:56	56.7	2/10/2013 4:01	55.4	3/10/2013 5:06	60.2	4/10/2013 6:11	56.0	5/10/2013 23:16	62.5	7/10/2013 0:21	62.6
1/10/2013 3:01	54.9	2/10/2013 4:06	58.7	3/10/2013 5:11	59.3	4/10/2013 6:16	56.4	5/10/2013 23:21	61.6	7/10/2013 0:26	58.7
1/10/2013 3:06	56.1	2/10/2013 4:11	56.9	3/10/2013 5:16	58.4	4/10/2013 6:21	58.1	5/10/2013 23:26	62.3	7/10/2013 0:31	51.0
1/10/2013 3:11	61.5	2/10/2013 4:16	57.4	3/10/2013 5:21	60.1	4/10/2013 6:26	60.6	5/10/2013 23:31	61.5	7/10/2013 0:36	52.5
1/10/2013 3:16	63.7	2/10/2013 4:21	57.9	3/10/2013 5:26	59.9	4/10/2013 6:31	60.6	5/10/2013 23:36	61.4	7/10/2013 0:41	60.2
1/10/2013 3:21	54.5	2/10/2013 4:26	58.0	3/10/2013 5:31	59.3	4/10/2013 6:36	61.7	5/10/2013 23:41	60.0	7/10/2013 0:46	59.5
1/10/2013 3:26	55.7	2/10/2013 4:31	57.6	3/10/2013 5:36	59.7	4/10/2013 6:41	62.9	5/10/2013 23:46	61.6	7/10/2013 0:51	60.1
1/10/2013 3:31	49.6	2/10/2013 4:36	59.2	3/10/2013 5:41	47.4	4/10/2013 6:46	61.6	5/10/2013 23:51	60.3		



Real-time Noise Data		RTN4 (Causeway Bay Community Centre)									
7/10/2013 4:11	57.1	8/10/2013 5:16	58.2	9/10/2013 6:21	56.9	10/10/2013 23:26	62.7	12/10/2013 0:31	58.8	13/10/2013 1:36	51.2
7/10/2013 4:16	56.9	8/10/2013 5:21	59.1	9/10/2013 6:26	59.6	10/10/2013 23:31	61.4	12/10/2013 0:36	63.1	13/10/2013 1:41	53.5
7/10/2013 4:21	58.4	8/10/2013 5:26	59.6	9/10/2013 6:31	61.1	10/10/2013 23:36	60.8	12/10/2013 0:41	59.5	13/10/2013 1:46	48.1
7/10/2013 4:26	58.1	8/10/2013 5:31	59.4	9/10/2013 6:36	60.1	10/10/2013 23:41	61.8	12/10/2013 0:46	57.5	13/10/2013 1:51	55.8
7/10/2013 4:31	57.9	8/10/2013 5:36	60.7	9/10/2013 6:41	62.2	10/10/2013 23:46	60.9	12/10/2013 0:51	58.3	13/10/2013 1:56	51.9
7/10/2013 4:36	57.9	8/10/2013 5:41	60.0	9/10/2013 6:46	63.1	10/10/2013 23:51	62.0	12/10/2013 0:56	57.4	13/10/2013 2:01	48.1
7/10/2013 4:41	55.8	8/10/2013 5:46	60.7	9/10/2013 6:51	64.7	10/10/2013 23:56	61.0	12/10/2013 1:01	58.4	13/10/2013 2:06	51.3
7/10/2013 4:46	57.4	8/10/2013 5:51	53.3	9/10/2013 6:56	63.0	11/10/2013 0:01	62.3	12/10/2013 1:06	57.2	13/10/2013 2:11	51.5
7/10/2013 4:51	58.1	8/10/2013 5:56	60.9	9/10/2013 23:01	61.5	11/10/2013 0:06	61.3	12/10/2013 1:11	56.7	13/10/2013 2:16	60.9
7/10/2013 4:56	59.3	8/10/2013 6:01	46.9	9/10/2013 23:06	61.9	11/10/2013 0:11	60.1	12/10/2013 1:16	56.7	13/10/2013 2:21	54.1
7/10/2013 5:01	59.0	8/10/2013 6:06	49.9	9/10/2013 23:11	60.3	11/10/2013 0:16	60.6	12/10/2013 1:21	55.0	13/10/2013 2:26	49.0
7/10/2013 5:06	59.0	8/10/2013 6:11	57.1	9/10/2013 23:16	60.2	11/10/2013 0:21	60.8	12/10/2013 1:26	59.3	13/10/2013 2:31	50.4
7/10/2013 5:11	59.3	8/10/2013 6:16	58.8	9/10/2013 23:21	60.4	11/10/2013 0:26	59.4	12/10/2013 1:31	57.6	13/10/2013 2:36	58.1
7/10/2013 5:16	58.7	8/10/2013 6:21	58.4	9/10/2013 23:26	59.9	11/10/2013 0:31	57.2	12/10/2013 1:36	56.7	13/10/2013 2:41	52.3
7/10/2013 5:21	59.8	8/10/2013 6:26	61.8	9/10/2013 23:31	61.7	11/10/2013 0:36	57.6	12/10/2013 1:41	57.9	13/10/2013 2:46	60.2
7/10/2013 5:26	59.4	8/10/2013 6:31	60.0	9/10/2013 23:36	60.7	11/10/2013 0:41	58.2	12/10/2013 1:46	59.5	13/10/2013 2:51	60.2
7/10/2013 5:31	60.3	8/10/2013 6:36	60.9	9/10/2013 23:41	59.5	11/10/2013 0:46	55.4	12/10/2013 1:51	57.8	13/10/2013 2:56	60.5
7/10/2013 5:36	60.7	8/10/2013 6:41	63.4	9/10/2013 23:46	60.5	11/10/2013 0:51	58.2	12/10/2013 1:56	57.9	13/10/2013 3:01	49.1
7/10/2013 5:41	60.1	8/10/2013 6:46	63.0	9/10/2013 23:51	61.4	11/10/2013 0:56	56.8	12/10/2013 2:01	52.2	13/10/2013 3:06	60.3
7/10/2013 5:46	60.1	8/10/2013 6:51	63.1	9/10/2013 23:56	60.8	11/10/2013 1:01	56.1	12/10/2013 2:06	53.5	13/10/2013 3:11	60.3
7/10/2013 5:51	57.8	8/10/2013 6:56	62.9	10/10/2013 0:01	59.0	11/10/2013 1:06	59.4	12/10/2013 2:11	54.7	13/10/2013 3:16	60.3
7/10/2013 5:56	47.2	8/10/2013 23:01	60.3	10/10/2013 0:06	60.3	11/10/2013 1:11	53.0	12/10/2013 2:16	50.7	13/10/2013 3:21	60.4
7/10/2013 6:01	50.1	8/10/2013 23:06	61.3	10/10/2013 0:11	61.4	11/10/2013 1:16	54.2	12/10/2013 2:21	53.7	13/10/2013 3:26	60.2
7/10/2013 6:06	57.4	8/10/2013 23:11	61.1	10/10/2013 0:16	58.6	11/10/2013 1:21	56.5	12/10/2013 2:26	52.8	13/10/2013 3:31	60.2
7/10/2013 6:11	55.7	8/10/2013 23:16	61.8	10/10/2013 0:21	58.0	11/10/2013 1:26	60.4	12/10/2013 2:31	54.0	13/10/2013 3:36	60.2
7/10/2013 6:16	59.9	8/10/2013 23:21	61.8	10/10/2013 0:26	59.6	11/10/2013 1:31	49.7	12/10/2013 2:36	55.6	13/10/2013 3:41	59.5
7/10/2013 6:21	59.5	8/10/2013 23:26	60.2	10/10/2013 0:31	57.3	11/10/2013 1:36	53.5	12/10/2013 2:41	43.6	13/10/2013 3:46	59.3
7/10/2013 6:26	59.9	8/10/2013 23:31	59.6	10/10/2013 0:36	56.2	11/10/2013 1:41	60.4	12/10/2013 2:46	40.6	13/10/2013 3:51	59.9
7/10/2013 6:31	62.1	8/10/2013 23:36	59.5	10/10/2013 0:41	57.9	11/10/2013 1:46	52.8	12/10/2013 2:51	45.4	13/10/2013 3:56	57.2
7/10/2013 6:36	62.5	8/10/2013 23:41	58.7	10/10/2013 0:46	55.9	11/10/2013 1:51	48.4	12/10/2013 2:56	60.7	13/10/2013 4:01	59.1
7/10/2013 6:41	63.1	8/10/2013 23:46	61.2	10/10/2013 0:51	55.8	11/10/2013 1:56	50.7	12/10/2013 3:01	60.6	13/10/2013 4:06	59.8
7/10/2013 6:46	63.8	8/10/2013 23:51	57.7	10/10/2013 0:56	47.6	11/10/2013 2:01	50.4	12/10/2013 3:06	39.3	13/10/2013 4:11	60.5
7/10/2013 6:51	63.4	8/10/2013 23:56	59.8	10/10/2013 1:01	60.7	11/10/2013 2:06	60.8	12/10/2013 3:11	51.9	13/10/2013 4:16	60.1
7/10/2013 6:56	64.2	9/10/2013 0:01	58.4	10/10/2013 1:06	60.5	11/10/2013 2:11	60.5	12/10/2013 3:16	59.9	13/10/2013 4:21	45.7
7/10/2013 23:01	59.8	9/10/2013 0:06	59.8	10/10/2013 1:11	47.8	11/10/2013 2:16	60.7	12/10/2013 3:21	60.6	13/10/2013 4:26	60.2
7/10/2013 23:06	61.1	9/10/2013 0:11	59.6	10/10/2013 1:16	53.1	11/10/2013 2:21	60.1	12/10/2013 3:26	46.1	13/10/2013 4:31	60.1
7/10/2013 23:11	61.7	9/10/2013 0:16	57.9	10/10/2013 1:21	54.5	11/10/2013 2:26	60.1	12/10/2013 3:31	59.4	13/10/2013 4:36	59.6
7/10/2013 23:16	61.2	9/10/2013 0:21	55.8	10/10/2013 1:26	60.7	11/10/2013 2:31	60.6	12/10/2013 3:36	60.3	13/10/2013 4:41	59.0
7/10/2013 23:21	60.3	9/10/2013 0:26	60.2	10/10/2013 1:31	60.9	11/10/2013 2:36	60.2	12/10/2013 3:41	60.6	13/10/2013 4:46	60.4
7/10/2013 23:26	61.5	9/10/2013 0:31	57.7	10/10/2013 1:36	47.8	11/10/2013 2:41	54.2	12/10/2013 3:46	60.9	13/10/2013 4:51	59.8
7/10/2013 23:31	60.2	9/10/2013 0:36	56.4	10/10/2013 1:41	59.9	11/10/2013 2:46	60.6	12/10/2013 3:51	59.8	13/10/2013 4:56	59.3
7/10/2013 23:36	60.5	9/10/2013 0:41	58.8	10/10/2013 1:46	60.3	11/10/2013 2:51	59.5	12/10/2013 3:56	60.3	13/10/2013 5:01	59.2
7/10/2013 23:41	59.6	9/10/2013 0:46	58.5	10/10/2013 1:51	60.2	11/10/2013 2:56	60.1	12/10/2013 4:01	60.5	13/10/2013 5:06	60.7
7/10/2013 23:46	59.0	9/10/2013 0:51	50.6	10/10/2013 1:56	59.5	11/10/2013 3:01	59.7	12/10/2013 4:06	59.9	13/10/2013 5:11	60.6
7/10/2013 23:51	59.6	9/10/2013 0:56	55.2	10/10/2013 2:01	58.9	11/10/2013 3:06	60.1	12/10/2013 4:11	59.8	13/10/2013 5:16	60.1
7/10/2013 23:56	58.5	9/10/2013 1:01	52.2	10/10/2013 2:06	59.7	11/10/2013 3:11	59.0	12/10/2013 4:16	59.3	13/10/2013 5:21	60.0
8/10/2013 0:01	64.5	9/10/2013 1:06	56.3	10/10/2013 2:11	58.6	11/10/2013 3:16	60.6	12/10/2013 4:21	59.8	13/10/2013 5:26	60.6
8/10/2013 0:06	58.9	9/10/2013 1:11	60.9	10/10/2013 2:16	58.7	11/10/2013 3:21	59.5	12/10/2013 4:26	60.2	13/10/2013 5:31	59.5
8/10/2013 0:11	59.4	9/10/2013 1:16	54.4	10/10/2013 2:21	59.9	11/10/2013 3:26	57.4	12/10/2013 4:31	59.6	13/10/2013 5:36	60.6
8/10/2013 0:16	58.0	9/10/2013 1:21	52.4	10/10/2013 2:26	60.2	11/10/2013 3:31	59.1	12/10/2013 4:36	60.2	13/10/2013 5:41	60.3
8/10/2013 0:21	58.1	9/10/2013 1:26	45.4	10/10/2013 2:31	59.1	11/10/2013 3:36	60.5	12/10/2013 4:41	48.3	13/10/2013 5:46	60.4
8/10/2013 0:26	58.7	9/10/2013 1:31	49.0	10/10/2013 2:36	60.0	11/10/2013 3:41	59.4	12/10/2013 4:46	60.0	13/10/2013 5:51	59.3
8/10/2013 0:31	56.1	9/10/2013 1:36	48.3	10/10/2013 2:41	58.0	11/10/2013 3:46	58.8	12/10/2013 4:51	59.2	13/10/2013 5:56	59.9
8/10/2013 0:36	55.8	9/10/2013 1:41	60.4	10/10/2013 2:46	58.6	11/10/2013 3:51	58.5	12/10/2013 4:56	59.5	13/10/2013 6:01	60.3
8/10/2013 0:41	51.7	9/10/2013 1:46	60.5	10/10/2013 2:51	58.6	11/10/2013 3:56	58.5	12/10/2013 5:01	60.9	13/10/2013 6:06	60.5
8/10/2013 0:46	57.0	9/10/2013 1:51	54.0	10/10/2013 2:56	58.6	11/10/2013 4:01	60.2	12/10/2013 5:06	55.4	13/10/2013 6:11	60.6
8/10/2013 0:51	52.2	9/10/2013 1:56	60.6	10/10/2013 3:01	58.4	11/10/2013 4:06	58.7	12/10/2013 5:11	60.3	13/10/2013 6:16	49.4
8/10/2013 0:56	54.2	9/10/2013 2:01	60.3	10/10/2013 3:06	58.7	11/10/2013 4:11	58.9	12/10/2013 5:16	44.6	13/10/2013 6:21	58.3
8/10/2013 1:01	57.2	9/10/2013 2:06	59.9	10/10/2013 3:11	57.7	11/10/2013 4:16	59.2	12/10/2013 5:21	60.1	13/10/2013 6:26	55.9
8/10/2013 1:06	56.7	9/10/2013 2:11	59.9	10/10/2013 3:16	57.7	11/10/2013 4:21	59.4	12/10/2013 5:26	59.1	13/10/2013 6:31	58.1
8/10/2013 1:11	56.1	9/10/2013 2:16	59.8	10/10/2013 3:21	57.2	11/10/2013 4:26	58.4	12/10/2013 5:31	59.8	13/10/2013 6:36	57.0
8/10/2013 1:16	54.0	9/10/2013 2:21	60.0	10/10/2013 3:26	56.6	11/10/2013 4:31	58.8	12/10/2013 5:36	60.1	13/10/2013 6:41	57.2
8/10/2013 1:21	54.0	9/10/2013 2:26	59.0	10/10/2013 3:31	57.1	11/10/2013 4:36	58.6	12/10/2013 5:41	60.7	13/10/2013 6:46	55.7
8/10/2013 1:26	60.1	9/10/2013 2:31	59.4	10/10/2013 3:36	59.2	11/10/2013 4:41	60.3	12/10/2013 5:46	60.9	13/10/2013 6:51	59.6
8/10/2013 1:31	60.7	9/10/2013 2:36	58.6	10/10/2013 3:41	57.8	11/10/2013 4:46	60.2	12/10/2013 5:51	54.4	13/10/2013 6:56	58.4
8/10/2013 1:36	59.9	9/10/2013 2:41	59.7	10/10/2013 3:46	57.0	11/10/2013 4:51	59.1	12/10/2013 5:56	55.8	13/10/2013 23:01	60.6
8/10/2013 1:41	49.1	9/10/2013 2:46	59.5	10/10/2013 3:51	58.5	11/10/2013 4:56	58.1	12/10/2013 6:01	60.8	13/10/2013 23:06	60.1
8/10/2013 1:46	39.3	9/10/2013 2:51	58.2	10/10/2013 3:56	57.8	11/10/2013 5:01	57.9	12/10/2013 6:06	53.7	13/10/2013 23:11	59.9
8/10/2013 1:51	41.5	9/10/2013 2:56	58.3	10/10/2013 4:01	58.1	11/10/2013 5:06	59.7	12/10/2013 6:11	57.9	13/10/2013 23:16	59.9
8/10/2013 1:56	43.0	9/10/									

Real-time Noise Data	RTN4 (Causeway Bay Community Centre)				
14/10/2013 2:41 59.4	15/10/2013 3:46 58.5	16/10/2013 4:51 58.8	17/10/2013 5:56 37.5	18/10/2013 23:01 61.6	20/10/2013 0:06 62.0
14/10/2013 2:46 59.5	15/10/2013 3:51 59.4	16/10/2013 4:56 59.1	17/10/2013 6:01 49.9	18/10/2013 23:06 61.8	20/10/2013 0:11 61.1
14/10/2013 2:51 60.6	15/10/2013 3:56 59.5	16/10/2013 5:01 57.9	17/10/2013 6:06 54.7	18/10/2013 23:11 61.6	20/10/2013 0:16 61.1
14/10/2013 2:56 59.7	15/10/2013 4:01 57.3	16/10/2013 5:06 60.1	17/10/2013 6:11 57.2	18/10/2013 23:16 63.4	20/10/2013 0:21 60.2
14/10/2013 3:01 59.0	15/10/2013 4:06 56.8	16/10/2013 5:11 59.4	17/10/2013 6:16 59.7	18/10/2013 23:21 61.4	20/10/2013 0:26 60.4
14/10/2013 3:06 59.5	15/10/2013 4:11 57.8	16/10/2013 5:16 59.7	17/10/2013 6:21 56.3	18/10/2013 23:26 61.4	20/10/2013 0:31 62.1
14/10/2013 3:11 60.9	15/10/2013 4:16 56.8	16/10/2013 5:21 58.4	17/10/2013 6:26 60.3	18/10/2013 23:31 63.6	20/10/2013 0:36 60.7
14/10/2013 3:16 58.4	15/10/2013 4:21 58.3	16/10/2013 5:26 48.6	17/10/2013 6:31 61.3	18/10/2013 23:36 62.4	20/10/2013 0:41 58.6
14/10/2013 3:21 58.1	15/10/2013 4:26 57.5	16/10/2013 5:31 60.5	17/10/2013 6:36 60.8	18/10/2013 23:41 60.7	20/10/2013 0:46 58.6
14/10/2013 3:26 59.0	15/10/2013 4:31 56.8	16/10/2013 5:36 60.1	17/10/2013 6:41 62.4	18/10/2013 23:46 61.9	20/10/2013 0:51 58.9
14/10/2013 3:31 58.3	15/10/2013 4:36 57.7	16/10/2013 5:41 50.4	17/10/2013 6:46 62.7	18/10/2013 23:51 61.6	20/10/2013 0:56 58.6
14/10/2013 3:36 60.1	15/10/2013 4:41 57.0	16/10/2013 5:46 52.3	17/10/2013 6:51 62.8	18/10/2013 23:56 62.5	20/10/2013 1:01 59.0
14/10/2013 3:41 59.5	15/10/2013 4:46 58.2	16/10/2013 5:51 60.6	17/10/2013 6:56 63.6	19/10/2013 0:01 59.9	20/10/2013 1:06 58.9
14/10/2013 3:46 57.6	15/10/2013 4:51 58.7	16/10/2013 5:56 60.6	17/10/2013 7:01 61.6	19/10/2013 0:06 65.1	20/10/2013 1:11 58.2
14/10/2013 3:51 58.5	15/10/2013 4:56 58.9	16/10/2013 6:01 52.4	17/10/2013 23:06 61.8	19/10/2013 0:11 60.4	20/10/2013 1:16 57.4
14/10/2013 3:56 58.0	15/10/2013 5:01 56.2	16/10/2013 6:06 55.7	17/10/2013 23:11 61.6	19/10/2013 0:16 62.7	20/10/2013 1:21 58.8
14/10/2013 4:01 58.3	15/10/2013 5:06 58.6	16/10/2013 6:11 56.5	17/10/2013 23:16 63.4	19/10/2013 0:21 60.4	20/10/2013 1:26 57.9
14/10/2013 4:06 58.7	15/10/2013 5:11 59.1	16/10/2013 6:16 58.8	17/10/2013 23:21 61.4	19/10/2013 0:26 62.9	20/10/2013 1:31 57.4
14/10/2013 4:11 58.9	15/10/2013 5:16 59.2	16/10/2013 6:21 57.4	17/10/2013 23:26 61.4	19/10/2013 0:31 61.7	20/10/2013 1:36 58.9
14/10/2013 4:16 58.1	15/10/2013 5:21 58.2	16/10/2013 6:26 60.7	17/10/2013 23:31 63.6	19/10/2013 0:36 60.4	20/10/2013 1:41 58.6
14/10/2013 4:21 58.3	15/10/2013 5:26 59.0	16/10/2013 6:31 60.2	17/10/2013 23:36 62.4	19/10/2013 0:41 60.1	20/10/2013 1:46 55.8
14/10/2013 4:26 58.4	15/10/2013 5:31 59.4	16/10/2013 6:36 61.5	17/10/2013 23:41 60.7	19/10/2013 0:46 60.8	20/10/2013 1:51 56.7
14/10/2013 4:31 58.7	15/10/2013 5:36 60.2	16/10/2013 6:41 61.7	17/10/2013 23:46 61.9	19/10/2013 0:51 62.1	20/10/2013 1:56 57.4
14/10/2013 4:36 58.1	15/10/2013 5:41 59.7	16/10/2013 6:46 62.3	17/10/2013 23:51 61.6	19/10/2013 0:56 58.7	20/10/2013 2:01 53.3
14/10/2013 4:41 58.2	15/10/2013 5:46 52.4	16/10/2013 6:51 62.7	17/10/2013 23:56 62.5	19/10/2013 1:01 59.2	20/10/2013 2:06 56.0
14/10/2013 4:46 60.4	15/10/2013 5:51 60.8	16/10/2013 6:56 64.0	18/10/2013 0:01 59.9	19/10/2013 1:06 59.8	20/10/2013 2:11 55.4
14/10/2013 4:51 59.9	15/10/2013 5:56 37.5	16/10/2013 23:01 61.1	18/10/2013 0:06 65.1	19/10/2013 1:11 58.3	20/10/2013 2:16 52.9
14/10/2013 4:56 59.7	15/10/2013 6:01 60.6	16/10/2013 23:06 63.6	18/10/2013 0:11 60.4	19/10/2013 1:16 56.1	20/10/2013 2:21 53.1
14/10/2013 5:01 59.3	15/10/2013 6:06 55.6	16/10/2013 23:11 62.4	18/10/2013 0:16 62.7	19/10/2013 1:21 57.5	20/10/2013 2:26 56.0
14/10/2013 5:06 58.9	15/10/2013 6:11 56.9	16/10/2013 23:16 60.7	18/10/2013 0:21 60.4	19/10/2013 1:26 56.4	20/10/2013 2:31 47.2
14/10/2013 5:11 59.8	15/10/2013 6:16 56.9	16/10/2013 23:21 60.6	18/10/2013 0:26 62.9	19/10/2013 1:31 59.9	20/10/2013 2:36 51.8
14/10/2013 5:16 58.6	15/10/2013 6:21 59.2	16/10/2013 23:26 61.3	18/10/2013 0:31 61.7	19/10/2013 1:36 56.1	20/10/2013 2:41 55.6
14/10/2013 5:21 58.9	15/10/2013 6:26 59.9	16/10/2013 23:31 58.6	18/10/2013 0:36 60.4	19/10/2013 1:41 55.3	20/10/2013 2:46 60.8
14/10/2013 5:26 60.2	15/10/2013 6:31 60.9	16/10/2013 23:36 61.0	18/10/2013 0:41 60.1	19/10/2013 1:46 51.8	20/10/2013 2:51 51.7
14/10/2013 5:31 60.1	15/10/2013 6:36 60.6	16/10/2013 23:41 61.0	18/10/2013 0:46 60.8	19/10/2013 1:51 55.2	20/10/2013 2:56 46.6
14/10/2013 5:36 60.1	15/10/2013 6:41 61.0	16/10/2013 23:46 60.7	18/10/2013 0:51 62.1	19/10/2013 1:56 55.5	20/10/2013 3:01 42.3
14/10/2013 5:41 39.3	15/10/2013 6:46 62.1	16/10/2013 23:51 60.8	18/10/2013 0:56 58.7	19/10/2013 2:01 54.9	20/10/2013 3:06 60.8
14/10/2013 5:46 59.7	15/10/2013 6:51 62.1	16/10/2013 23:56 60.2	18/10/2013 1:01 59.2	19/10/2013 2:06 58.8	20/10/2013 3:11 60.2
14/10/2013 5:51 60.2	15/10/2013 6:56 63.1	17/10/2013 0:01 59.1	18/10/2013 1:06 59.8	19/10/2013 2:11 60.9	20/10/2013 3:16 60.5
14/10/2013 5:56 60.0	15/10/2013 23:01 61.4	17/10/2013 0:06 58.9	18/10/2013 1:11 58.3	19/10/2013 2:16 55.1	20/10/2013 3:21 53.6
14/10/2013 6:01 59.8	15/10/2013 23:06 60.1	17/10/2013 0:11 59.9	18/10/2013 1:16 56.1	19/10/2013 2:21 53.4	20/10/2013 3:26 60.1
14/10/2013 6:06 57.2	15/10/2013 23:11 61.0	17/10/2013 0:16 59.2	18/10/2013 1:21 57.5	19/10/2013 2:26 60.6	20/10/2013 3:31 60.6
14/10/2013 6:11 60.6	15/10/2013 23:16 61.1	17/10/2013 0:21 59.9	18/10/2013 1:26 56.4	19/10/2013 2:31 51.8	20/10/2013 3:36 49.1
14/10/2013 6:16 60.9	15/10/2013 23:21 62.0	17/10/2013 0:26 57.6	18/10/2013 1:31 59.9	19/10/2013 2:36 54.5	20/10/2013 3:41 60.6
14/10/2013 6:21 55.7	15/10/2013 23:26 60.6	17/10/2013 0:31 59.5	18/10/2013 1:36 56.1	19/10/2013 2:41 44.1	20/10/2013 3:46 59.9
14/10/2013 6:26 57.5	15/10/2013 23:31 61.6	17/10/2013 0:36 55.2	18/10/2013 1:41 55.3	19/10/2013 2:46 57.2	20/10/2013 3:51 59.9
14/10/2013 6:31 54.3	15/10/2013 23:36 60.9	17/10/2013 0:41 52.4	18/10/2013 1:46 51.8	19/10/2013 2:51 53.1	20/10/2013 3:56 59.7
14/10/2013 6:36 56.6	15/10/2013 23:41 61.7	17/10/2013 0:46 51.6	18/10/2013 1:51 55.2	19/10/2013 2:56 60.1	20/10/2013 4:01 59.8
14/10/2013 6:41 57.2	15/10/2013 23:46 60.3	17/10/2013 0:51 55.8	18/10/2013 1:56 55.5	19/10/2013 3:01 49.7	20/10/2013 4:06 59.0
14/10/2013 6:46 58.9	15/10/2013 23:51 59.5	17/10/2013 0:56 56.9	18/10/2013 2:01 54.9	19/10/2013 3:06 60.8	20/10/2013 4:11 60.4
14/10/2013 6:51 57.4	15/10/2013 23:56 59.2	17/10/2013 1:01 59.1	18/10/2013 2:06 58.8	19/10/2013 3:11 60.5	20/10/2013 4:16 59.4
14/10/2013 6:56 58.5	16/10/2013 0:01 55.5	17/10/2013 1:06 58.8	18/10/2013 2:11 60.9	19/10/2013 3:16 60.2	20/10/2013 4:21 60.6
14/10/2013 23:01 59.2	16/10/2013 0:06 61.8	17/10/2013 1:11 52.7	18/10/2013 2:16 55.1	19/10/2013 3:21 63.4	20/10/2013 4:26 60.0
14/10/2013 23:06 57.2	16/10/2013 0:11 58.8	17/10/2013 1:16 34.5	18/10/2013 2:21 53.4	19/10/2013 3:26 43.6	20/10/2013 4:31 59.8
14/10/2013 23:11 60.1	16/10/2013 0:16 60.8	17/10/2013 1:21 54.6	18/10/2013 2:26 60.6	19/10/2013 3:31 60.1	20/10/2013 4:36 60.0
14/10/2013 23:16 58.9	16/10/2013 0:21 58.7	17/10/2013 1:26 45.7	18/10/2013 2:31 51.8	19/10/2013 3:36 60.7	20/10/2013 4:41 59.6
14/10/2013 23:21 58.1	16/10/2013 0:26 59.7	17/10/2013 1:31 60.8	18/10/2013 2:36 54.5	19/10/2013 3:41 59.0	20/10/2013 4:46 60.1
14/10/2013 23:26 57.3	16/10/2013 0:31 54.0	17/10/2013 1:36 49.3	18/10/2013 2:41 44.1	19/10/2013 3:46 59.8	20/10/2013 4:51 59.0
14/10/2013 23:31 58.2	16/10/2013 0:36 53.7	17/10/2013 1:41 60.8	18/10/2013 2:46 57.2	19/10/2013 3:51 60.1	20/10/2013 4:56 60.1
14/10/2013 23:36 59.4	16/10/2013 0:41 58.7	17/10/2013 1:46 60.6	18/10/2013 2:51 53.1	19/10/2013 3:56 59.5	20/10/2013 5:01 59.4
14/10/2013 23:41 54.6	16/10/2013 0:46 56.1	17/10/2013 1:51 60.5	18/10/2013 2:56 60.1	19/10/2013 4:01 60.0	20/10/2013 5:06 60.0
14/10/2013 23:46 59.2	16/10/2013 0:51 45.0	17/10/2013 1:56 49.4	18/10/2013 3:01 49.7	19/10/2013 4:06 58.3	20/10/2013 5:11 59.0
14/10/2013 23:51 48.4	16/10/2013 0:56 53.1	17/10/2013 2:01 60.3	18/10/2013 3:06 60.8	19/10/2013 4:11 59.6	20/10/2013 5:16 60.0
14/10/2013 23:56 58.0	16/10/2013 1:01 57.2	17/10/2013 2:06 59.7	18/10/2013 3:11 60.5	19/10/2013 4:16 60.3	20/10/2013 5:21 61.5
15/10/2013 0:01 58.7	16/10/2013 1:06 52.8	17/10/2013 2:11 56.4	18/10/2013 3:16 60.2	19/10/2013 4:21 59.9	20/10/2013 5:26 60.1
15/10/2013 0:06 58.7	16/10/2013 1:11 37.5	17/10/2013 2:16 62.1	18/10/2013 3:21 63.4	19/10/2013 4:26 59.6	20/10/2013 5:31 62.4
15/10/2013 0:11 56.8	16/10/2013 1:16 60.1	17/10/2013 2:21 59.4	18/10/2013 3:26 43.6	19/10/2013 4:31 59.6	20/10/2013 5:36 60.0
15/10/2013 0:16 56.0	16/10/2013 1:21 52.2	17/10/2013 2:26 59.5	18/10/2013 3:31 60.1	19/10/2013 4:36 60.2	20/10/2013 5:41 60.1
15/10/2013 0:21 54.9	16/10/2013 1:26 60.9	17/10/2013 2:31 59.8	18/10/2013 3:36 60.7	19/10/2013 4:41 54.3	20/10/2013 5:46 60.2
15/10/2013 0:26 52.4	16/10/2013 1:31 51.3	17/10/2013 2:36 60.3	18/10/2013 3:41 59.0	19/10/2013 4:46 54.0	20/10/2013 5:51 61.2
15/10/2013 0:31 52.5	16/10/2013 1:36 60.0	17/10/2013 2:41 59.9	18/10/2013 3:46 59.8	19/10/2013 4:51 59.1	20/10/2013 5:56 60.2
15/10/2013 0:36 56.2	16/10/2013 1:41 60.8	17/10/2013 2:46 58.5	18/10/2013 3:51 60.1	19/10/2013 4:56 60.5	20/10/2013 6:01 60.7
15/10/2013 0:41 50.3	16/10/2013 1:46 60.5	17/10/2013 2:51 59.5	18/10/2013 3:56 59.5	19/10/2013 5:01 59.8	20/10/2013 6:06 54.0
15/10/2013 0:46 41.5	16/10/2013 1:51 60.7	17/10/2013 2:56 57.8	18/10/2013 4:01 60.0	19/10/2013 5:06 60.2	20/10/2013 6:11 47.4
15/10/2013 0:51 52.9	16/10/2013 1:56 60.3	17/10/2013 3:01 58.0	18/10/2013 4:06 58.3	19/10/2013 5:11 60.1	20/10/2013 6:16 47.8
15/10/2013 0:56 60.9	16/10/2013 2:01 60.3	17/10/2013 3:06 58.4	18/10/2013 4:11 59.6	19/10/2013 5:16 60.4	20/10/2013 6:21 59.1
15/10/2013 1:01 52.0	16/10/2013 2:06 60.7	17/10/2013 3:11 58.4	18/10/2013 4:16 60.3	19/10/2013 5:21 59.7	20/10/2013 6:26 57.5
15/10/2013 1:06 60.5	16/10/2013 2:11 59.6	17/10/2013 3:16 59.2	18/10/2013 4:21 59.9	19/10/2013 5:26 60.4	20/10/2013 6:31 58.8
15/10/2013 1:11 60.5	16/10/2013 2:16 59.6	17/10/2013 3:21 58.6	18/10/2013 4:26 59.6	19/10/2013 5:31 59.5	20/10/2013 6:36 57.1

Real-time Noise Data	RTN4 (Causeway Bay Community Centre)				
21/10/2013 1:11 59.9	22/10/2013 2:16 60.3	23/10/2013 3:21 59.4	24/10/2013 4:26 57.1	25/10/2013 5:31 59.5	26/10/2013 6:36 61.1
21/10/2013 1:16 59.9	22/10/2013 2:21 51.1	23/10/2013 3:26 57.5	24/10/2013 4:31 57.7	25/10/2013 5:36 60.6	26/10/2013 6:41 60.9
21/10/2013 1:21 60.5	22/10/2013 2:26 59.6	23/10/2013 3:31 57.9	24/10/2013 4:36 58.8	25/10/2013 5:41 60.6	26/10/2013 6:46 60.4
21/10/2013 1:26 59.8	22/10/2013 2:31 59.9	23/10/2013 3:36 60.5	24/10/2013 4:41 58.6	25/10/2013 5:46 37.5	26/10/2013 6:51 61.8
21/10/2013 1:31 60.5	22/10/2013 2:36 60.2	23/10/2013 3:41 57.9	24/10/2013 4:46 56.4	25/10/2013 5:51 49.7	26/10/2013 6:56 62.3
21/10/2013 1:36 60.7	22/10/2013 2:41 59.0	23/10/2013 3:46 58.9	24/10/2013 4:51 59.3	25/10/2013 5:56 39.3	26/10/2013 23:01 61.7
21/10/2013 1:41 52.0	22/10/2013 2:46 59.1	23/10/2013 3:51 57.3	24/10/2013 4:56 60.4	25/10/2013 6:01 49.1	26/10/2013 23:06 62.7
21/10/2013 1:46 60.6	22/10/2013 2:51 59.6	23/10/2013 3:56 58.5	24/10/2013 5:01 58.3	25/10/2013 6:06 56.2	26/10/2013 23:11 62.3
21/10/2013 1:51 52.1	22/10/2013 2:56 57.7	23/10/2013 4:01 58.0	24/10/2013 5:06 59.2	25/10/2013 6:11 57.0	26/10/2013 23:16 62.0
21/10/2013 1:56 60.5	22/10/2013 3:01 58.8	23/10/2013 4:06 58.4	24/10/2013 5:11 58.8	25/10/2013 6:16 59.9	26/10/2013 23:21 61.9
21/10/2013 2:01 60.7	22/10/2013 3:06 58.2	23/10/2013 4:11 57.6	24/10/2013 5:16 58.6	25/10/2013 6:21 58.4	26/10/2013 23:26 61.9
21/10/2013 2:06 60.0	22/10/2013 3:11 57.6	23/10/2013 4:16 59.3	24/10/2013 5:21 59.8	25/10/2013 6:26 60.6	26/10/2013 23:31 62.4
21/10/2013 2:11 59.3	22/10/2013 3:16 57.9	23/10/2013 4:21 58.1	24/10/2013 5:26 59.3	25/10/2013 6:31 61.3	26/10/2013 23:36 61.9
21/10/2013 2:16 58.9	22/10/2013 3:21 57.5	23/10/2013 4:26 58.3	24/10/2013 5:31 59.4	25/10/2013 6:36 62.4	26/10/2013 23:41 62.2
21/10/2013 2:21 58.9	22/10/2013 3:26 57.5	23/10/2013 4:31 58.4	24/10/2013 5:36 60.2	25/10/2013 6:41 62.6	26/10/2013 23:46 62.1
21/10/2013 2:26 59.1	22/10/2013 3:31 58.3	23/10/2013 4:36 59.6	24/10/2013 5:41 43.6	25/10/2013 6:46 62.8	26/10/2013 23:51 59.8
21/10/2013 2:31 59.4	22/10/2013 3:36 59.2	23/10/2013 4:41 58.4	24/10/2013 5:46 60.1	25/10/2013 6:51 63.0	26/10/2013 23:56 62.0
21/10/2013 2:36 58.8	22/10/2013 3:41 56.6	23/10/2013 4:46 58.8	24/10/2013 5:51 51.7	25/10/2013 6:56 63.6	27/10/2013 0:01 62.4
21/10/2013 2:41 58.6	22/10/2013 3:46 58.2	23/10/2013 4:51 58.7	24/10/2013 5:56 47.2	25/10/2013 23:01 62.0	27/10/2013 0:06 61.7
21/10/2013 2:46 58.3	22/10/2013 3:51 57.3	23/10/2013 4:56 60.1	24/10/2013 6:01 60.0	25/10/2013 23:06 62.7	27/10/2013 0:11 61.1
21/10/2013 2:51 59.1	22/10/2013 3:56 58.7	23/10/2013 5:01 58.1	24/10/2013 6:06 55.7	25/10/2013 23:11 62.4	27/10/2013 0:16 60.0
21/10/2013 2:56 57.7	22/10/2013 4:01 57.6	23/10/2013 5:06 59.7	24/10/2013 6:11 57.9	25/10/2013 23:16 62.3	27/10/2013 0:21 65.2
21/10/2013 3:01 58.4	22/10/2013 4:06 58.4	23/10/2013 5:11 59.7	24/10/2013 6:16 58.7	25/10/2013 23:21 62.3	27/10/2013 0:26 61.3
21/10/2013 3:06 58.9	22/10/2013 4:11 59.9	23/10/2013 5:16 59.1	24/10/2013 6:21 58.4	25/10/2013 23:26 61.3	27/10/2013 0:31 63.0
21/10/2013 3:11 57.1	22/10/2013 4:16 58.9	23/10/2013 5:21 59.3	24/10/2013 6:26 60.9	25/10/2013 23:31 62.8	27/10/2013 0:36 60.1
21/10/2013 3:16 58.7	22/10/2013 4:21 59.0	23/10/2013 5:26 60.0	24/10/2013 6:31 60.8	25/10/2013 23:36 61.6	27/10/2013 0:41 58.7
21/10/2013 3:21 59.0	22/10/2013 4:26 57.4	23/10/2013 5:31 60.0	24/10/2013 6:36 62.2	25/10/2013 23:41 62.6	27/10/2013 0:46 60.4
21/10/2013 3:26 57.8	22/10/2013 4:31 58.4	23/10/2013 5:36 60.7	24/10/2013 6:41 63.6	25/10/2013 23:46 61.4	27/10/2013 0:51 62.0
21/10/2013 3:31 57.6	22/10/2013 4:36 58.1	23/10/2013 5:41 47.4	24/10/2013 6:46 63.0	25/10/2013 23:51 60.6	27/10/2013 0:56 60.9
21/10/2013 3:36 58.9	22/10/2013 4:41 58.8	23/10/2013 5:46 60.8	24/10/2013 6:51 62.5	25/10/2013 23:56 61.8	27/10/2013 1:01 59.1
21/10/2013 3:41 56.5	22/10/2013 4:46 58.0	23/10/2013 5:51 55.1	24/10/2013 6:56 62.6	26/10/2013 0:01 62.8	27/10/2013 1:06 60.3
21/10/2013 3:46 57.8	22/10/2013 4:51 58.1	23/10/2013 5:56 57.4	24/10/2013 23:01 61.6	26/10/2013 0:06 60.0	27/10/2013 1:11 58.4
21/10/2013 3:51 58.0	22/10/2013 4:56 59.4	23/10/2013 6:01 55.4	24/10/2013 23:06 61.1	26/10/2013 0:11 61.6	27/10/2013 1:16 59.3
21/10/2013 3:56 57.9	22/10/2013 5:01 59.1	23/10/2013 6:06 59.8	24/10/2013 23:11 61.9	26/10/2013 0:16 60.7	27/10/2013 1:21 58.9
21/10/2013 4:01 56.7	22/10/2013 5:06 59.7	23/10/2013 6:11 59.2	24/10/2013 23:16 60.6	26/10/2013 0:21 60.8	27/10/2013 1:26 57.7
21/10/2013 4:06 58.4	22/10/2013 5:11 59.0	23/10/2013 6:16 61.0	24/10/2013 23:21 60.1	26/10/2013 0:26 61.0	27/10/2013 1:31 57.8
21/10/2013 4:11 57.9	22/10/2013 5:16 58.9	23/10/2013 6:21 61.7	24/10/2013 23:26 60.2	26/10/2013 0:31 61.6	27/10/2013 1:36 57.9
21/10/2013 4:16 58.6	22/10/2013 5:21 58.9	23/10/2013 6:26 61.6	24/10/2013 23:31 61.6	26/10/2013 0:36 59.1	27/10/2013 1:41 56.1
21/10/2013 4:21 57.7	22/10/2013 5:26 59.1	23/10/2013 6:31 62.1	24/10/2013 23:36 62.2	26/10/2013 0:41 58.5	27/10/2013 1:46 53.7
21/10/2013 4:26 58.3	22/10/2013 5:31 58.4	23/10/2013 6:36 62.3	24/10/2013 23:41 60.4	26/10/2013 0:46 64.7	27/10/2013 1:51 55.8
21/10/2013 4:31 58.0	22/10/2013 5:36 59.9	23/10/2013 6:41 63.3	24/10/2013 23:46 60.3	26/10/2013 0:51 61.2	27/10/2013 1:56 55.2
21/10/2013 4:36 58.1	22/10/2013 5:41 44.1	23/10/2013 6:46 64.0	24/10/2013 23:51 61.3	26/10/2013 0:56 58.8	27/10/2013 2:01 52.7
21/10/2013 4:41 56.8	22/10/2013 5:46 60.6	23/10/2013 6:51 64.2	24/10/2013 23:56 60.4	26/10/2013 1:01 59.0	27/10/2013 2:06 52.4
21/10/2013 4:46 58.4	22/10/2013 5:51 53.8	23/10/2013 6:56 64.1	25/10/2013 0:01 59.4	26/10/2013 1:06 59.9	27/10/2013 2:11 58.5
21/10/2013 4:51 59.7	22/10/2013 5:56 60.7	23/10/2013 23:01 60.7	25/10/2013 0:06 61.0	26/10/2013 1:11 59.2	27/10/2013 2:16 52.3
21/10/2013 4:56 58.3	22/10/2013 6:01 50.5	23/10/2013 23:06 59.3	25/10/2013 0:11 61.2	26/10/2013 1:16 57.0	27/10/2013 2:21 51.0
21/10/2013 5:01 59.2	22/10/2013 6:06 51.8	23/10/2013 23:11 61.7	25/10/2013 0:16 57.9	26/10/2013 1:21 58.7	27/10/2013 2:26 50.6
21/10/2013 5:06 59.7	22/10/2013 6:11 56.0	23/10/2013 23:16 61.2	25/10/2013 0:21 59.1	26/10/2013 1:26 59.3	27/10/2013 2:31 60.8
21/10/2013 5:11 57.8	22/10/2013 6:16 58.8	23/10/2013 23:21 62.3	25/10/2013 0:26 60.7	26/10/2013 1:31 59.4	27/10/2013 2:36 51.9
21/10/2013 5:16 60.4	22/10/2013 6:21 59.9	23/10/2013 23:26 60.1	25/10/2013 0:31 57.5	26/10/2013 1:36 58.9	27/10/2013 2:41 47.2
21/10/2013 5:21 59.1	22/10/2013 6:26 59.5	23/10/2013 23:31 62.3	25/10/2013 0:36 58.2	26/10/2013 1:41 56.7	27/10/2013 2:46 60.8
21/10/2013 5:26 60.0	22/10/2013 6:31 61.6	23/10/2013 23:36 61.0	25/10/2013 0:41 58.3	26/10/2013 1:46 57.9	27/10/2013 2:51 60.8
21/10/2013 5:31 60.6	22/10/2013 6:36 62.7	23/10/2013 23:41 61.4	25/10/2013 0:46 57.1	26/10/2013 1:51 55.7	27/10/2013 2:56 52.7
21/10/2013 5:36 52.1	22/10/2013 6:41 62.5	23/10/2013 23:46 60.1	25/10/2013 0:51 52.4	26/10/2013 1:56 55.2	27/10/2013 3:01 60.6
21/10/2013 5:41 42.3	22/10/2013 6:46 63.1	23/10/2013 23:51 60.1	25/10/2013 0:56 60.0	26/10/2013 2:01 54.1	27/10/2013 3:06 60.3
21/10/2013 5:46 54.6	22/10/2013 6:51 63.3	23/10/2013 23:56 62.5	25/10/2013 1:01 52.0	26/10/2013 2:06 58.8	27/10/2013 3:11 51.8
21/10/2013 5:51 53.9	22/10/2013 6:56 63.2	24/10/2013 0:01 60.8	25/10/2013 1:06 60.7	26/10/2013 2:11 55.2	27/10/2013 3:16 53.2
21/10/2013 5:56 46.9	22/10/2013 23:01 60.8	24/10/2013 0:06 60.3	25/10/2013 1:11 49.9	26/10/2013 2:16 54.8	27/10/2013 3:21 47.4
21/10/2013 6:01 53.4	22/10/2013 23:06 62.0	24/10/2013 0:11 60.7	25/10/2013 1:16 56.4	26/10/2013 2:21 55.8	27/10/2013 3:26 60.7
21/10/2013 6:06 58.3	22/10/2013 23:11 61.2	24/10/2013 0:16 59.9	25/10/2013 1:21 52.7	26/10/2013 2:26 56.6	27/10/2013 3:31 50.4
21/10/2013 6:11 58.6	22/10/2013 23:16 60.3	24/10/2013 0:21 59.5	25/10/2013 1:26 60.3	26/10/2013 2:31 52.8	27/10/2013 3:36 52.4
21/10/2013 6:16 60.5	22/10/2013 23:21 59.6	24/10/2013 0:26 58.8	25/10/2013 1:31 52.9	26/10/2013 2:36 51.4	27/10/2013 3:41 60.5
21/10/2013 6:21 61.0	22/10/2013 23:26 60.1	24/10/2013 0:31 59.8	25/10/2013 1:36 54.5	26/10/2013 2:41 55.9	27/10/2013 3:46 60.5
21/10/2013 6:26 62.8	22/10/2013 23:31 60.4	24/10/2013 0:36 60.9	25/10/2013 1:41 60.1	26/10/2013 2:46 57.3	27/10/2013 3:51 59.9
21/10/2013 6:31 61.6	22/10/2013 23:36 61.1	24/10/2013 0:41 55.7	25/10/2013 1:46 54.9	26/10/2013 2:51 54.7	27/10/2013 3:56 60.7
21/10/2013 6:36 62.6	22/10/2013 23:41 60.0	24/10/2013 0:46 56.1	25/10/2013 1:51 60.1	26/10/2013 2:56 60.4	27/10/2013 4:01 59.1
21/10/2013 6:41 63.9	22/10/2013 23:46 60.7	24/10/2013 0:51 55.3	25/10/2013 1:56 60.4	26/10/2013 3:01 52.6	27/10/2013 4:06 60.7
21/10/2013 6:46 64.3	22/10/2013 23:51 65.2	24/10/2013 0:56 55.8	25/10/2013 2:01 59.8	26/10/2013 3:06 47.6	27/10/2013 4:11 59.6
21/10/2013 6:51 64.4	22/10/2013 23:56 61.9	24/10/2013 1:01 56.0	25/10/2013 2:06 59.8	26/10/2013 3:11 50.0	27/10/2013 4:16 60.1
21/10/2013 6:56 63.7	23/10/2013 0:01 61.5	24/10/2013 1:06 57.3	25/10/2013 2:11 60.0	26/10/2013 3:16 60.6	27/10/2013 4:21 60.8
21/10/2013 23:01 60.8	23/10/2013 0:06 61.2	24/10/2013 1:11 54.5	25/10/2013 2:16 59.8	26/10/2013 3:21 49.0	27/10/2013 4:26 60.1
21/10/2013 23:06 60.6	23/10/2013 0:11 60.9	24/10/2013 1:16 54.8	25/10/2013 2:21 59.7	26/10/2013 3:26 59.9	27/10/2013 4:31 59.8
21/10/2013 23:11 60.8	23/10/2013 0:16 62.0	24/10/2013 1:21 43.0	25/10/2013 2:26 59.7	26/10/2013 3:31 60.4	27/10/2013 4:36 59.7
21/10/2013 23:16 62.9	23/10/2013 0:21 60.5	24/10/2013 1:26 55.0	25/10/2013 2:31 59.9	26/10/2013 3:36 60.1	27/10/2013 4:41 59.9
21/10/2013 23:21 61.3	23/10/2013 0:26 60.0	24/10/2013 1:31 40.6	25/10/2013 2:36 60.2	26/10/2013 3:41 60.4	27/10/2013 4:46 60.5
21/10/2013 23:26 61.4	23/10/2013 0:31 59.0	24/10/2013 1:36 50.7	25/10/2013 2:41 59.6	26/10/2013 3:46 53.5	27/10/2013 4:51 59.9
21/10/2013 23:31 61.0	23/10/2013 0:36 59.0	24/10/2013 1:41 57.8	25/10/2013 2:46 58.9	26/10/2013 3:51 49.4	27/10/2013 4:56 59.7
21/10/2013 23:36 61.0	23/10/2013 0:41 60.4	24/10/2013 1:46 60.2	25/10/2013 2:51 59.7	26/10/2013 3:56 60.5	27/10/2013 5:01 60.1
21/10/2013 23:41 61.8	23/10/2013 0:46 59.5	24/10/2013 1:51 48.3	25/10/2013 2:56 57.9	26/10/2013 4:01 60.1	27/10/2013 5:06

Real-time Noise Data RTN4 (Causeway Bay Community Centre)

27/10/2013 23:41 60.0  
27/10/2013 23:46 60.1  
27/10/2013 23:51 61.0  
27/10/2013 23:56 58.3

Real-time Noise Data	RTN1 (Food and Environmental Hygiene Department Depot)										
<b>Normal Day 07:00-19:00</b>	1/11/2013 12:01	66.0	6/11/2013 18:31	66.1	12/11/2013 13:01	66.4	18/11/2013 7:31	66.4	22/11/2013 14:01	67.2	
	1/11/2013 12:31	66.6	7/11/2013 7:01	65.0	12/11/2013 13:31	66.7	18/11/2013 8:01	65.8	22/11/2013 14:31	67.0	
	1/11/2013 13:01	67.1	7/11/2013 7:31	66.3	12/11/2013 14:01	67.3	18/11/2013 8:31	66.5	22/11/2013 15:01	66.9	
28/10/2013 7:01	64.8	1/11/2013 13:31	67.3	7/11/2013 8:01	66.6	12/11/2013 14:31	67.4	18/11/2013 9:01	66.0	22/11/2013 15:31	66.7
28/10/2013 7:31	66.4	1/11/2013 14:01	66.6	7/11/2013 8:31	66.5	12/11/2013 15:01	66.8	18/11/2013 9:31	66.8	22/11/2013 16:01	66.7
28/10/2013 8:01	66.3	1/11/2013 14:31	66.6	7/11/2013 9:01	66.9	12/11/2013 15:31	66.8	18/11/2013 10:01	67.0	22/11/2013 16:31	67.4
28/10/2013 8:31	65.8	1/11/2013 15:01	66.6	7/11/2013 9:31	67.4	12/11/2013 16:01	66.2	18/11/2013 10:31	66.5	22/11/2013 17:01	67.7
28/10/2013 9:01	66.1	1/11/2013 15:31	66.0	7/11/2013 10:01	67.6	12/11/2013 16:31	67.1	18/11/2013 11:01	66.8	22/11/2013 17:31	66.8
28/10/2013 9:31	66.9	1/11/2013 16:01	66.6	7/11/2013 10:31	67.4	12/11/2013 17:01	66.9	18/11/2013 11:31	66.3	22/11/2013 18:01	65.4
28/10/2013 10:01	67.2	1/11/2013 16:31	67.0	7/11/2013 11:01	67.8	12/11/2013 17:31	66.8	18/11/2013 12:01	65.9	22/11/2013 18:31	64.1
28/10/2013 10:31	67.2	1/11/2013 17:01	67.0	7/11/2013 11:31	67.4	12/11/2013 18:01	67.2	18/11/2013 12:31	65.8	23/11/2013 7:01	64.4
28/10/2013 11:01	66.8	1/11/2013 17:31	66.1	7/11/2013 12:01	66.0	12/11/2013 18:31	65.3	18/11/2013 13:01	66.9	23/11/2013 7:31	65.4
28/10/2013 11:31	66.7	1/11/2013 18:01	65.5	7/11/2013 12:31	66.7	13/11/2013 7:01	65.9	18/11/2013 13:31	67.2	23/11/2013 8:01	66.8
28/10/2013 12:01	66.2	1/11/2013 18:31	64.7	7/11/2013 13:01	67.4	13/11/2013 7:31	66.9	18/11/2013 14:01	67.3	23/11/2013 8:31	66.9
28/10/2013 12:31	66.3	2/11/2013 7:01	64.3	7/11/2013 13:31	67.6	13/11/2013 8:01	65.8	18/11/2013 14:31	67.1	23/11/2013 9:01	66.9
28/10/2013 13:01	66.7	2/11/2013 7:31	65.5	7/11/2013 14:01	67.3	13/11/2013 8:31	66.7	18/11/2013 15:01	66.2	23/11/2013 9:31	67.0
28/10/2013 13:31	66.6	2/11/2013 8:01	66.5	7/11/2013 14:31	69.2	13/11/2013 9:01	67.1	18/11/2013 15:31	66.6	23/11/2013 10:01	67.3
28/10/2013 14:01	66.6	2/11/2013 8:31	66.5	7/11/2013 15:01	57.5	13/11/2013 9:31	69.2	18/11/2013 16:01	66.9	23/11/2013 10:31	67.5
28/10/2013 14:31	66.5	2/11/2013 9:01	66.3	7/11/2013 15:31	71.1	13/11/2013 10:01	68.9	18/11/2013 16:31	66.3	23/11/2013 11:01	68.0
28/10/2013 15:01	67.2	2/11/2013 9:31	66.5	7/11/2013 16:01	67.2	13/11/2013 10:31	68.5	18/11/2013 17:01	65.8	23/11/2013 11:31	67.9
28/10/2013 15:31	66.9	2/11/2013 10:01	66.4	7/11/2013 16:31	69.7	13/11/2013 11:01	68.6	18/11/2013 17:31	65.3	23/11/2013 12:01	65.8
28/10/2013 16:01	67.1	2/11/2013 10:31	66.6	7/11/2013 17:01	67.2	13/11/2013 11:31	67.1	18/11/2013 18:01	65.2	23/11/2013 12:31	66.1
28/10/2013 16:31	67.7	2/11/2013 11:01	66.6	7/11/2013 17:31	66.2	13/11/2013 12:01	65.8	18/11/2013 18:31	65.1	23/11/2013 13:01	66.2
28/10/2013 17:01	66.9	2/11/2013 11:31	65.9	7/11/2013 18:01	66.5	13/11/2013 12:31	66.8	18/11/2013 19:01	65.0	23/11/2013 13:31	66.4
28/10/2013 17:31	66.1	2/11/2013 12:01	66.0	7/11/2013 18:31	66.0	13/11/2013 13:01	67.4	18/11/2013 19:31	66.3	23/11/2013 14:01	66.4
28/10/2013 18:01	65.5	2/11/2013 12:31	66.4	8/11/2013 7:01	65.2	13/11/2013 13:31	68.1	19/11/2013 8:01	65.7	23/11/2013 14:31	66.5
28/10/2013 18:31	65.8	2/11/2013 13:01	66.1	8/11/2013 7:31	66.5	13/11/2013 14:01	68.2	19/11/2013 8:31	66.0	23/11/2013 15:01	66.2
29/10/2013 7:01	64.7	2/11/2013 13:31	66.1	8/11/2013 8:01	65.3	13/11/2013 14:31	68.1	19/11/2013 9:01	66.0	23/11/2013 15:31	66.7
29/10/2013 7:31	66.3	2/11/2013 14:01	65.9	8/11/2013 8:31	66.6	13/11/2013 15:01	67.5	19/11/2013 9:31	67.2	23/11/2013 16:01	66.4
29/10/2013 8:01	65.9	2/11/2013 14:31	66.5	8/11/2013 9:01	66.4	13/11/2013 15:31	67.5	19/11/2013 10:01	67.3	23/11/2013 16:31	66.4
29/10/2013 8:31	66.4	2/11/2013 15:01	67.0	8/11/2013 9:31	66.9	13/11/2013 16:01	68.1	19/11/2013 10:31	67.1	23/11/2013 17:01	66.6
29/10/2013 9:01	66.4	2/11/2013 15:31	68.5	8/11/2013 10:01	67.6	13/11/2013 16:31	67.9	19/11/2013 11:01	66.6	23/11/2013 17:31	67.7
29/10/2013 9:31	66.6	2/11/2013 16:01	67.7	8/11/2013 10:31	67.2	13/11/2013 17:01	66.8	19/11/2013 11:31	66.4	23/11/2013 18:01	65.1
29/10/2013 10:01	67.0	2/11/2013 16:31	66.8	8/11/2013 11:01	67.5	13/11/2013 17:31	66.9	19/11/2013 12:01	65.7	23/11/2013 18:31	64.6
29/10/2013 10:31	67.0	2/11/2013 17:01	66.1	8/11/2013 11:31	66.6	13/11/2013 18:01	67.3	19/11/2013 12:31	65.3	25/11/2013 7:01	65.8
29/10/2013 11:01	67.1	2/11/2013 17:31	65.8	8/11/2013 12:01	66.1	13/11/2013 18:31	66.8	19/11/2013 13:01	66.3	25/11/2013 7:31	66.7
29/10/2013 11:31	67.2	2/11/2013 18:01	65.5	8/11/2013 12:31	66.5	14/11/2013 7:01	65.4	19/11/2013 13:31	67.0	25/11/2013 8:01	66.2
29/10/2013 12:01	66.0	2/11/2013 18:31	64.5	8/11/2013 13:01	67.2	14/11/2013 7:31	66.7	19/11/2013 14:01	66.3	25/11/2013 8:31	66.0
29/10/2013 12:31	66.3	4/11/2013 7:01	65.2	8/11/2013 13:31	67.8	14/11/2013 8:01	65.8	19/11/2013 14:31	66.5	25/11/2013 9:01	66.6
29/10/2013 13:01	67.3	4/11/2013 7:31	66.2	8/11/2013 14:01	67.0	14/11/2013 8:31	66.2	19/11/2013 15:01	67.2	25/11/2013 9:31	67.4
29/10/2013 13:31	67.1	4/11/2013 8:01	65.8	8/11/2013 14:31	66.8	14/11/2013 9:01	67.1	19/11/2013 15:31	66.3	25/11/2013 10:01	68.2
29/10/2013 14:01	67.5	4/11/2013 8:31	66.3	8/11/2013 15:01	66.9	14/11/2013 9:31	67.6	19/11/2013 16:01	66.4	25/11/2013 10:31	67.3
29/10/2013 14:31	65.9	4/11/2013 9:01	66.3	8/11/2013 15:31	66.8	14/11/2013 10:01	68.5	19/11/2013 16:31	66.1	25/11/2013 11:01	67.2
29/10/2013 15:01	66.1	4/11/2013 9:31	67.4	8/11/2013 16:01	66.5	14/11/2013 10:31	67.8	19/11/2013 17:01	66.1	25/11/2013 11:31	66.5
29/10/2013 15:31	66.2	4/11/2013 10:01	67.6	8/11/2013 16:31	67.3	14/11/2013 11:01	68.1	19/11/2013 17:31	65.7	25/11/2013 12:01	66.3
29/10/2013 16:01	66.5	4/11/2013 10:31	67.3	8/11/2013 17:01	67.4	14/11/2013 11:31	67.4	19/11/2013 18:01	66.1	25/11/2013 12:31	66.2
29/10/2013 16:31	67.3	4/11/2013 11:01	67.1	8/11/2013 17:31	66.7	14/11/2013 12:01	67.0	19/11/2013 18:31	66.1	25/11/2013 13:01	65.2
29/10/2013 16:31	67.3	4/11/2013 11:31	67.1	8/11/2013 18:01	66.5	14/11/2013 12:31	66.4	20/11/2013 7:01	64.9	25/11/2013 13:31	66.8
29/10/2013 17:01	66.6	4/11/2013 12:01	66.4	8/11/2013 18:31	64.2	14/11/2013 13:01	67.8	20/11/2013 7:31	66.1	25/11/2013 14:01	66.8
29/10/2013 17:31	66.3	4/11/2013 12:31	66.8	9/11/2013 7:01	64.1	14/11/2013 13:31	68.2	20/11/2013 8:01	65.5	25/11/2013 14:31	66.7
29/10/2013 18:01	66.0	4/11/2013 13:01	66.8	9/11/2013 7:31	65.5	14/11/2013 14:01	68.9	20/11/2013 8:31	66.0	25/11/2013 15:01	67.1
29/10/2013 18:31	65.5	4/11/2013 13:31	67.3	9/11/2013 8:01	66.7	14/11/2013 14:31	68.4	20/11/2013 9:01	65.8	25/11/2013 15:31	66.3
30/10/2013 7:01	65.0	4/11/2013 14:01	67.7	9/11/2013 8:31	67.4	14/11/2013 15:01	67.8	20/11/2013 9:31	66.0	25/11/2013 16:01	66.3
30/10/2013 7:31	66.3	4/11/2013 14:31	66.8	9/11/2013 9:01	67.5	14/11/2013 15:31	68.0	20/11/2013 10:01	66.9	25/11/2013 16:31	67.1
30/10/2013 8:01	66.3	4/11/2013 15:01	66.8	9/11/2013 9:31	67.2	14/11/2013 16:01	68.1	20/11/2013 10:31	66.7	25/11/2013 17:01	67.4
30/10/2013 8:31	66.1	4/11/2013 15:31	66.7	9/11/2013 10:01	66.8	14/11/2013 16:31	67.9	20/11/2013 11:01	67.0	25/11/2013 17:31	66.9
30/10/2013 9:01	66.4	4/11/2013 16:01	67.6	9/11/2013 10:31	66.9	14/11/2013 17:01	67.8	20/11/2013 11:31	66.3	25/11/2013 18:01	66.9
30/10/2013 9:31	66.9	4/11/2013 16:31	66.8	9/11/2013 11:01	66.8	14/11/2013 17:31	66.6	20/11/2013 12:01	66.2	25/11/2013 18:31	66.1
30/10/2013 10:01	67.1	4/11/2013 17:01	67.1	9/11/2013 11:31	66.0	14/11/2013 18:01	66.8	20/11/2013 12:31	66.0	26/11/2013 7:01	65.3
30/10/2013 10:31	66.9	4/11/2013 17:31	67.1	9/11/2013 12:01	65.8	14/11/2013 18:31	65.8	20/11/2013 13:01	66.7	26/11/2013 7:31	66.1
30/10/2013 11:01	67.3	4/11/2013 18:01	65.1	9/11/2013 12:31	66.3	14/11/2013 19:01	65.4	20/11/2013 13:31	66.8	26/11/2013 8:01	65.4
30/10/2013 11:31	66.1	4/11/2013 18:31	64.4	9/11/2013 13:01	66.4	15/11/2013 7:01	66.5	20/11/2013 14:01	66.7	26/11/2013 8:31	66.6
30/10/2013 12:01	65.7	5/11/2013 7:01	65.5	9/11/2013 13:31	66.7	15/11/2013 7:31	66.5	20/11/2013 14:31	66.9	26/11/2013 9:01	66.6
30/10/2013 12:31	66.1	5/11/2013 7:31	65.7	9/11/2013 14:01	66.9	15/11/2013 8:01	66.4	20/11/2013 15:01	66.6	26/11/2013 9:31	66.1
30/10/2013 13:01	66.4	5/11/2013 8:01	65.8	9/11/2013 14:31	66.9	15/11/2013 8:31	66.7	20/11/2013 15:31	66.6	26/11/2013 10:01	66.8
30/10/2013 13:31	66.4	5/11/2013									

Real-time Noise Data	RTN1 (Food and Environmental Hygiene Department Depot)				
Normal Day 19:00-23:00	30/10/2013 19:46 65.2	1/11/2013 20:51 64.8	3/11/2013 9:56 65.1	3/11/2013 19:01 64.3	5/11/2013 20:06 65.8
Sunday & Holiday 07:00-23:00	30/10/2013 19:51 64.5	1/11/2013 20:56 64.6	3/11/2013 10:01 64.8	3/11/2013 19:06 64.1	5/11/2013 20:11 65.8
	30/10/2013 19:56 65.0	1/11/2013 21:01 64.3	3/11/2013 10:06 64.6	3/11/2013 19:11 66.8	5/11/2013 20:16 65.2
28/10/2013 19:01 65.9	30/10/2013 20:01 65.0	1/11/2013 21:06 64.2	3/11/2013 10:11 64.8	3/11/2013 19:16 64.2	5/11/2013 20:21 65.1
28/10/2013 19:06 65.9	30/10/2013 20:06 64.8	1/11/2013 21:11 64.2	3/11/2013 10:16 64.7	3/11/2013 19:21 64.1	5/11/2013 20:26 65.5
28/10/2013 19:11 65.8	30/10/2013 20:11 64.7	1/11/2013 21:16 64.2	3/11/2013 10:21 65.3	3/11/2013 19:26 64.1	5/11/2013 20:31 64.6
28/10/2013 19:16 65.9	30/10/2013 20:16 64.2	1/11/2013 21:21 63.9	3/11/2013 10:26 65.7	3/11/2013 19:31 64.3	5/11/2013 20:36 65.7
28/10/2013 19:21 66.2	30/10/2013 20:21 65.3	1/11/2013 21:26 64.2	3/11/2013 10:31 65.9	3/11/2013 19:36 63.8	5/11/2013 20:41 65.1
28/10/2013 19:26 66.1	30/10/2013 20:26 64.8	1/11/2013 21:31 64.6	3/11/2013 10:36 65.6	3/11/2013 19:41 64.1	5/11/2013 20:46 64.6
28/10/2013 19:31 65.8	30/10/2013 20:31 64.1	1/11/2013 21:36 64.8	3/11/2013 10:41 65.9	3/11/2013 19:46 63.5	5/11/2013 20:51 64.7
28/10/2013 19:36 65.0	30/10/2013 20:36 64.7	1/11/2013 21:41 64.1	3/11/2013 10:46 65.4	3/11/2013 19:51 63.9	5/11/2013 20:56 64.8
28/10/2013 19:41 65.4	30/10/2013 20:41 64.8	1/11/2013 21:46 64.4	3/11/2013 10:51 64.6	3/11/2013 19:56 64.0	5/11/2013 21:01 64.7
28/10/2013 19:46 64.9	30/10/2013 20:46 64.0	1/11/2013 21:51 64.4	3/11/2013 10:56 64.4	3/11/2013 20:01 64.0	5/11/2013 21:06 64.6
28/10/2013 19:51 64.6	30/10/2013 20:51 64.2	1/11/2013 21:56 64.5	3/11/2013 11:01 64.5	3/11/2013 20:06 63.6	5/11/2013 21:11 64.8
28/10/2013 19:56 64.6	30/10/2013 20:56 64.0	1/11/2013 22:01 64.4	3/11/2013 11:06 64.7	3/11/2013 20:11 63.6	5/11/2013 21:16 65.4
28/10/2013 20:01 64.0	30/10/2013 21:01 63.9	1/11/2013 22:06 64.0	3/11/2013 11:11 64.0	3/11/2013 20:16 63.5	5/11/2013 21:21 64.7
28/10/2013 20:06 65.4	30/10/2013 21:06 64.0	1/11/2013 22:11 64.6	3/11/2013 11:16 64.7	3/11/2013 20:21 63.1	5/11/2013 21:26 64.7
28/10/2013 20:11 63.1	30/10/2013 21:11 63.3	1/11/2013 22:16 65.1	3/11/2013 11:21 65.1	3/11/2013 20:26 64.0	5/11/2013 21:31 64.7
28/10/2013 20:16 63.4	30/10/2013 21:16 64.4	1/11/2013 22:21 64.2	3/11/2013 11:26 64.4	3/11/2013 20:31 63.3	5/11/2013 21:36 65.5
28/10/2013 20:21 63.0	30/10/2013 21:21 64.1	1/11/2013 22:26 64.2	3/11/2013 11:31 64.3	3/11/2013 20:36 63.4	5/11/2013 21:41 64.5
28/10/2013 20:26 62.9	30/10/2013 21:26 63.6	1/11/2013 22:31 64.4	3/11/2013 11:36 64.4	3/11/2013 20:41 63.3	5/11/2013 21:46 64.7
28/10/2013 20:31 63.5	30/10/2013 21:31 64.3	1/11/2013 22:36 64.1	3/11/2013 11:41 64.3	3/11/2013 20:46 62.8	5/11/2013 21:51 65.4
28/10/2013 20:36 63.4	30/10/2013 21:36 64.7	1/11/2013 22:41 64.0	3/11/2013 11:46 64.7	3/11/2013 20:51 63.7	5/11/2013 21:56 65.1
28/10/2013 20:41 64.2	30/10/2013 21:41 64.4	1/11/2013 22:46 64.9	3/11/2013 11:51 64.2	3/11/2013 20:56 63.6	5/11/2013 22:01 64.5
28/10/2013 20:46 64.2	30/10/2013 21:46 63.5	1/11/2013 22:51 64.0	3/11/2013 11:56 64.7	3/11/2013 21:01 63.3	5/11/2013 22:06 64.9
28/10/2013 20:51 64.5	30/10/2013 21:51 63.9	1/11/2013 22:56 65.6	3/11/2013 12:01 65.2	3/11/2013 21:06 63.4	5/11/2013 22:11 64.6
28/10/2013 20:56 63.8	30/10/2013 21:56 64.1	2/11/2013 19:01 64.2	3/11/2013 12:06 65.0	3/11/2013 21:11 63.7	5/11/2013 22:16 64.6
28/10/2013 21:01 64.2	30/10/2013 22:01 64.2	2/11/2013 19:06 64.9	3/11/2013 12:11 64.8	3/11/2013 21:16 64.2	5/11/2013 22:21 64.5
28/10/2013 21:06 64.5	30/10/2013 22:06 63.8	2/11/2013 19:11 64.7	3/11/2013 12:16 64.6	3/11/2013 21:21 63.8	5/11/2013 22:26 64.9
28/10/2013 21:11 63.9	30/10/2013 22:11 64.1	2/11/2013 19:16 64.5	3/11/2013 12:21 64.7	3/11/2013 21:26 63.5	5/11/2013 22:31 65.0
28/10/2013 21:16 64.2	30/10/2013 22:16 64.1	2/11/2013 19:21 65.0	3/11/2013 12:26 64.8	3/11/2013 21:31 64.1	5/11/2013 22:36 64.2
28/10/2013 21:21 64.0	30/10/2013 22:21 63.6	2/11/2013 19:26 65.1	3/11/2013 12:31 64.7	3/11/2013 21:36 63.8	5/11/2013 22:41 64.7
28/10/2013 21:26 63.7	30/10/2013 22:26 64.2	2/11/2013 19:31 0.0	3/11/2013 12:36 64.9	3/11/2013 21:41 64.4	5/11/2013 22:46 63.9
28/10/2013 21:31 64.3	30/10/2013 22:31 63.6	2/11/2013 19:36 0.0	3/11/2013 12:41 64.7	3/11/2013 21:46 64.4	5/11/2013 22:51 64.5
28/10/2013 21:36 63.7	30/10/2013 22:36 63.9	2/11/2013 19:41 64.6	3/11/2013 12:46 64.4	3/11/2013 21:51 64.5	5/11/2013 22:56 64.0
28/10/2013 21:41 64.0	30/10/2013 22:41 63.3	2/11/2013 19:46 64.4	3/11/2013 12:51 64.7	3/11/2013 21:56 64.2	6/11/2013 19:01 65.8
28/10/2013 21:46 64.3	30/10/2013 22:46 63.9	2/11/2013 19:51 64.7	3/11/2013 12:56 64.6	3/11/2013 22:01 64.3	6/11/2013 19:06 65.6
28/10/2013 21:51 64.0	30/10/2013 22:51 64.9	2/11/2013 19:56 64.6	3/11/2013 13:01 64.7	3/11/2013 22:06 63.5	6/11/2013 19:11 65.9
28/10/2013 21:56 63.8	30/10/2013 22:56 63.3	2/11/2013 20:01 64.6	3/11/2013 13:06 65.1	3/11/2013 22:11 63.7	6/11/2013 19:16 65.6
28/10/2013 22:01 63.6	31/10/2013 19:01 63.7	2/11/2013 20:06 64.1	3/11/2013 13:11 64.7	3/11/2013 22:16 63.7	6/11/2013 19:21 66.1
28/10/2013 22:06 63.5	31/10/2013 19:06 63.6	2/11/2013 20:11 64.8	3/11/2013 13:16 64.6	3/11/2013 22:21 64.0	6/11/2013 19:26 65.8
28/10/2013 22:11 64.2	31/10/2013 19:11 63.3	2/11/2013 20:16 64.1	3/11/2013 13:21 64.5	3/11/2013 22:26 63.6	6/11/2013 19:31 65.8
28/10/2013 22:16 63.5	31/10/2013 19:16 63.3	2/11/2013 20:21 63.7	3/11/2013 13:26 64.8	3/11/2013 22:31 63.9	6/11/2013 19:36 65.6
28/10/2013 22:21 64.1	31/10/2013 19:21 64.2	2/11/2013 20:26 64.0	3/11/2013 13:31 64.6	3/11/2013 22:36 63.3	6/11/2013 19:41 65.8
28/10/2013 22:26 63.4	31/10/2013 19:26 65.2	2/11/2013 20:31 64.3	3/11/2013 13:36 64.7	3/11/2013 22:41 63.5	6/11/2013 19:46 64.9
28/10/2013 22:31 64.1	31/10/2013 19:31 65.0	2/11/2013 20:36 64.5	3/11/2013 13:41 64.7	3/11/2013 22:46 63.3	6/11/2013 19:51 64.9
28/10/2013 22:36 63.4	31/10/2013 19:36 65.6	2/11/2013 20:41 63.9	3/11/2013 13:46 64.4	3/11/2013 22:51 63.2	6/11/2013 19:56 65.2
28/10/2013 22:41 64.5	31/10/2013 19:41 65.1	2/11/2013 20:46 64.1	3/11/2013 13:51 64.7	3/11/2013 22:56 63.1	6/11/2013 20:01 65.6
28/10/2013 22:46 63.3	31/10/2013 19:46 64.9	2/11/2013 20:51 64.2	3/11/2013 13:56 65.3	4/11/2013 19:01 63.6	6/11/2013 20:06 65.2
28/10/2013 22:51 63.9	31/10/2013 19:51 64.8	2/11/2013 20:56 64.0	3/11/2013 14:01 65.0	4/11/2013 19:06 64.4	6/11/2013 20:11 65.6
28/10/2013 22:56 63.5	31/10/2013 19:56 65.3	2/11/2013 21:01 64.2	3/11/2013 14:06 65.5	4/11/2013 19:11 64.0	6/11/2013 20:16 65.3
29/10/2013 19:01 65.8	31/10/2013 20:01 65.1	2/11/2013 21:06 63.6	3/11/2013 14:11 65.0	4/11/2013 19:16 64.2	6/11/2013 20:21 64.4
29/10/2013 19:06 65.7	31/10/2013 20:06 65.0	2/11/2013 21:11 63.8	3/11/2013 14:16 64.9	4/11/2013 19:21 65.2	6/11/2013 20:26 64.8
29/10/2013 19:11 66.2	31/10/2013 20:11 64.8	2/11/2013 21:16 63.7	3/11/2013 14:21 64.9	4/11/2013 19:26 65.7	6/11/2013 20:31 64.8
29/10/2013 19:16 65.8	31/10/2013 20:16 64.4	2/11/2013 21:21 64.0	3/11/2013 14:26 65.0	4/11/2013 19:31 63.8	6/11/2013 20:36 65.0
29/10/2013 19:21 65.8	31/10/2013 20:21 64.8	2/11/2013 21:26 63.6	3/11/2013 14:31 64.8	4/11/2013 19:36 63.4	6/11/2013 20:41 64.4
29/10/2013 19:26 65.7	31/10/2013 20:26 64.6	2/11/2013 21:31 63.9	3/11/2013 14:36 64.5	4/11/2013 19:41 63.4	6/11/2013 20:46 64.3
29/10/2013 19:31 64.9	31/10/2013 20:31 64.7	2/11/2013 21:36 63.9	3/11/2013 14:41 65.1	4/11/2013 19:46 63.4	6/11/2013 20:51 64.7
29/10/2013 19:36 65.1	31/10/2013 20:36 65.0	2/11/2013 21:41 64.1	3/11/2013 14:46 65.0	4/11/2013 19:51 63.7	6/11/2013 20:56 64.0
29/10/2013 19:41 65.8	31/10/2013 20:41 65.3	2/11/2013 21:46 64.6	3/11/2013 14:51 64.6	4/11/2013 19:56 64.2	6/11/2013 21:01 64.3
29/10/2013 19:46 65.3	31/10/2013 20:46 64.9	2/11/2013 21:51 63.7	3/11/2013 14:56 64.8	4/11/2013 20:01 64.6	6/11/2013 21:06 64.4
29/10/2013 19:51 65.1	31/10/2013 20:51 64.6	2/11/2013 21:56 63.8	3/11/2013 15:01 65.2	4/11/2013 20:06 66.4	6/11/2013 21:11 64.4
29/10/2013 19:56 65.3	31/10/2013 20:56 64.8	2/11/2013 22:01 63.4	3/11/2013 15:06 64.6	4/11/2013 20:11 66.2	6/11/2013 21:16 64.3
29/10/2013 20:01 65.3	31/10/2013 21:01 64.6	2/11/2013 22:06 63.8	3/11/2013 15:11 64.7	4/11/2013 20:16 66.1	6/11/2013 21:21 64.2
29/10/2013 20:06 65.1	31/10/2013 21:06 64.5	2/11/2013 22:11 63.7	3/11/2013 15:16 64.7	4/11/2013 20:21 66.1	6/11/2013 21:26 65.1
29/10/2013 20:11 64.6	31/10/2013 21:11 64.0	2/11/2013 22:16 64.0	3/11/2013 15:21 64.5	4/11/2013 20:26 66.0	6/11/2013 21:31 64.5
29/10/2013 20:16 65.1	31/10/2013 21:16 64.4	2/11/2013 22:21 63.8	3/11/2013 15:26 64.8	4/11/2013 20:31 66.3	6/11/2013 21:36 65.2
29/10/2013 20:21 65.2	31/10/2013 21:21 65.2	2/11/2013 22:26 63.8	3/11/2013 15:31 64.8	4/11/2013 20:36 66.3	6/11/2013 21:41 64.7
29/10/2013 20:26 64.7	31/10/2013 21:26 66.4	2/11/2013 22:31 65.2	3/11/2013 15:36 64.8	4/11/2013 20:41 66.1	6/11/2013 21:46 64.7
29/10/2013 20:31 64.5	31/10/2013 21:31 65.4	2/11/2013 22:36 63.9	3/11/2013 15:41 65.0	4/11/2013 20:46 65.9	6/11/2013 21:51 64.8
29/10/2013 20:36 64.9	31/10/2013 21:36 64.5	2/11/2013 22:41 64.1	3/11/2013 15:46 64.8	4/11/2013 20:51 65.6	6/11/2013 21:56 64.3
29/10/2013 20:41 64.8	31/10/2013 21:41 64.4	2/11/2013 22:46 64.0	3/11/2013 15:51 64.6	4/11/2013 20:56 65.9	6/11/2013 22:01 64.5
29/10/2013 20:46 64.9	31/10/2013 21:46 64.8	2/11/2013 22:51 63.6	3/11/2013 15:56 64.5	4/11/2013 21:01 65.5	6/11/2013 22:06 64.7
29/10/2013 20:51 64.4	31/10/2013 21:51 64.7	2/11/2013 22:56 63.8	3/11/2013 16:01 64.6	4/11/2013 21:06 65.9	6/11/2013 22:11 64.4
29/10/2013 20:56 64.3	31/10/2013 21:56 65.0	3/11/2013 7:01 62.6	3/11/2013 16:06 65.3	4/11/2013 21:11 65	

Real-time Noise Data	RTN1 (Food and Environmental Hygiene Department Depot)				
7/11/2013 21:11 64.5	9/11/2013 22:16 64.4	10/11/2013 15:21 64.0	11/11/2013 20:26 65.2	13/11/2013 21:31 64.8	15/11/2013 22:36 64.3
7/11/2013 21:16 64.3	9/11/2013 22:21 64.1	10/11/2013 15:26 63.8	11/11/2013 20:31 65.0	13/11/2013 21:36 64.6	15/11/2013 22:41 64.9
7/11/2013 21:21 64.8	9/11/2013 22:26 63.7	10/11/2013 15:31 63.2	11/11/2013 20:36 65.3	13/11/2013 21:41 64.8	15/11/2013 22:46 64.7
7/11/2013 21:26 64.4	9/11/2013 22:31 63.5	10/11/2013 15:36 63.3	11/11/2013 20:41 64.2	13/11/2013 21:46 64.2	15/11/2013 22:51 64.9
7/11/2013 21:31 64.6	9/11/2013 22:36 63.8	10/11/2013 15:41 64.2	11/11/2013 20:46 64.4	13/11/2013 21:51 64.5	15/11/2013 22:56 64.4
7/11/2013 21:36 64.5	9/11/2013 22:41 64.8	10/11/2013 15:46 65.2	11/11/2013 20:51 64.3	13/11/2013 21:56 64.5	16/11/2013 19:01 64.2
7/11/2013 21:41 65.3	9/11/2013 22:46 63.8	10/11/2013 15:51 66.2	11/11/2013 20:56 64.4	13/11/2013 22:01 64.4	16/11/2013 19:06 64.4
7/11/2013 21:46 64.6	9/11/2013 22:51 63.5	10/11/2013 15:56 65.5	11/11/2013 21:01 63.9	13/11/2013 22:06 64.6	16/11/2013 19:11 64.2
7/11/2013 21:51 64.3	9/11/2013 22:56 63.9	10/11/2013 16:01 64.3	11/11/2013 21:06 64.9	13/11/2013 22:11 64.2	16/11/2013 19:16 64.4
7/11/2013 21:56 64.0	10/11/2013 7:01 63.7	10/11/2013 16:06 63.5	11/11/2013 21:11 64.3	13/11/2013 22:16 64.7	16/11/2013 19:21 64.1
7/11/2013 22:01 64.2	10/11/2013 7:06 63.8	10/11/2013 16:11 63.1	11/11/2013 21:16 64.3	13/11/2013 22:21 64.3	16/11/2013 19:26 64.8
7/11/2013 22:06 64.6	10/11/2013 7:11 63.5	10/11/2013 16:16 63.2	11/11/2013 21:21 64.5	13/11/2013 22:26 64.3	16/11/2013 19:31 64.2
7/11/2013 22:11 65.0	10/11/2013 7:16 63.9	10/11/2013 16:21 64.1	11/11/2013 21:26 64.0	13/11/2013 22:31 64.4	16/11/2013 19:36 64.3
7/11/2013 22:16 64.7	10/11/2013 7:21 64.4	10/11/2013 16:26 63.7	11/11/2013 21:31 64.1	13/11/2013 22:36 64.4	16/11/2013 19:41 64.8
7/11/2013 22:21 65.1	10/11/2013 7:26 64.3	10/11/2013 16:31 63.9	11/11/2013 21:36 64.8	13/11/2013 22:41 64.7	16/11/2013 19:46 64.9
7/11/2013 22:26 64.7	10/11/2013 7:31 64.4	10/11/2013 16:36 64.2	11/11/2013 21:41 64.4	13/11/2013 22:46 64.8	16/11/2013 19:51 65.3
7/11/2013 22:31 64.8	10/11/2013 7:36 64.2	10/11/2013 16:41 64.0	11/11/2013 21:46 63.7	13/11/2013 22:51 64.6	16/11/2013 19:56 65.1
7/11/2013 22:36 65.1	10/11/2013 7:41 64.1	10/11/2013 16:46 63.4	11/11/2013 21:51 64.2	13/11/2013 22:56 65.1	16/11/2013 20:01 65.4
7/11/2013 22:41 64.7	10/11/2013 7:46 64.7	10/11/2013 16:51 64.2	11/11/2013 21:56 63.9	14/11/2013 19:01 64.1	16/11/2013 20:06 64.7
7/11/2013 22:46 64.2	10/11/2013 7:51 64.2	10/11/2013 16:56 63.9	11/11/2013 22:01 64.2	14/11/2013 19:06 64.3	16/11/2013 20:11 64.7
7/11/2013 22:51 64.4	10/11/2013 7:56 64.9	10/11/2013 17:01 64.0	11/11/2013 22:06 64.1	14/11/2013 19:11 63.9	16/11/2013 20:16 65.2
7/11/2013 22:56 64.9	10/11/2013 8:01 63.9	10/11/2013 17:06 63.8	11/11/2013 22:11 64.0	14/11/2013 19:16 64.8	16/11/2013 20:21 65.2
8/11/2013 19:01 63.5	10/11/2013 8:06 64.7	10/11/2013 17:11 64.3	11/11/2013 22:16 64.4	14/11/2013 19:21 65.0	16/11/2013 20:26 65.4
8/11/2013 19:06 63.5	10/11/2013 8:11 64.7	10/11/2013 17:16 63.6	11/11/2013 22:21 63.9	14/11/2013 19:26 65.4	16/11/2013 20:31 66.5
8/11/2013 19:11 63.4	10/11/2013 8:16 65.0	10/11/2013 17:21 63.2	11/11/2013 22:26 64.2	14/11/2013 19:31 65.6	16/11/2013 20:36 65.0
8/11/2013 19:16 63.5	10/11/2013 8:21 65.1	10/11/2013 17:26 63.4	11/11/2013 22:31 63.8	14/11/2013 19:36 65.0	16/11/2013 20:41 64.6
8/11/2013 19:21 64.4	10/11/2013 8:26 65.7	10/11/2013 17:31 63.2	11/11/2013 22:36 64.2	14/11/2013 19:41 65.0	16/11/2013 20:46 64.5
8/11/2013 19:26 63.9	10/11/2013 8:31 65.4	10/11/2013 17:36 61.8	11/11/2013 22:41 63.8	14/11/2013 19:46 64.8	16/11/2013 20:51 64.3
8/11/2013 19:31 63.9	10/11/2013 8:36 65.5	10/11/2013 17:41 62.5	11/11/2013 22:46 64.4	14/11/2013 19:51 64.6	16/11/2013 20:56 64.4
8/11/2013 19:36 65.2	10/11/2013 8:41 65.6	10/11/2013 17:46 62.1	11/11/2013 22:51 63.8	14/11/2013 19:56 65.0	16/11/2013 21:01 64.4
8/11/2013 19:41 65.1	10/11/2013 8:46 65.5	10/11/2013 17:51 61.9	11/11/2013 22:56 64.0	14/11/2013 20:01 65.1	16/11/2013 21:06 64.3
8/11/2013 19:46 65.8	10/11/2013 8:51 65.2	10/11/2013 17:56 62.7	12/11/2013 19:01 65.0	14/11/2013 20:06 65.6	16/11/2013 21:11 65.0
8/11/2013 19:51 65.1	10/11/2013 8:56 65.7	10/11/2013 18:01 62.1	12/11/2013 19:06 65.0	14/11/2013 20:11 65.5	16/11/2013 21:16 64.7
8/11/2013 19:56 65.0	10/11/2013 9:01 65.5	10/11/2013 18:06 62.9	12/11/2013 19:11 64.7	14/11/2013 20:16 65.6	16/11/2013 21:21 64.3
8/11/2013 20:01 65.2	10/11/2013 9:06 65.9	10/11/2013 18:11 64.8	12/11/2013 19:16 65.1	14/11/2013 20:21 65.5	16/11/2013 21:26 64.6
8/11/2013 20:06 65.0	10/11/2013 9:11 65.8	10/11/2013 18:16 64.9	12/11/2013 19:21 65.5	14/11/2013 20:26 66.4	16/11/2013 21:31 64.6
8/11/2013 20:11 65.1	10/11/2013 9:16 66.1	10/11/2013 18:21 65.3	12/11/2013 19:26 65.2	14/11/2013 20:31 66.5	16/11/2013 21:36 65.2
8/11/2013 20:16 65.0	10/11/2013 9:21 66.3	10/11/2013 18:26 64.8	12/11/2013 19:31 65.6	14/11/2013 20:36 66.8	16/11/2013 21:41 64.7
8/11/2013 20:21 65.1	10/11/2013 9:26 66.5	10/11/2013 18:31 65.1	12/11/2013 19:36 66.0	14/11/2013 20:41 66.4	16/11/2013 21:46 64.8
8/11/2013 20:26 64.8	10/11/2013 9:31 66.3	10/11/2013 18:36 65.6	12/11/2013 19:41 66.5	14/11/2013 20:46 66.2	16/11/2013 21:51 64.6
8/11/2013 20:31 64.9	10/11/2013 9:36 66.9	10/11/2013 18:41 65.3	12/11/2013 19:46 66.4	14/11/2013 20:51 65.7	16/11/2013 21:56 65.0
8/11/2013 20:36 65.1	10/11/2013 9:41 66.7	10/11/2013 18:46 65.4	12/11/2013 19:51 66.3	14/11/2013 20:56 65.4	16/11/2013 22:01 64.5
8/11/2013 20:41 64.9	10/11/2013 9:46 66.7	10/11/2013 18:51 64.7	12/11/2013 19:56 66.6	14/11/2013 21:01 65.9	16/11/2013 22:06 64.1
8/11/2013 20:46 64.4	10/11/2013 9:51 66.0	10/11/2013 18:56 65.2	12/11/2013 20:01 66.7	14/11/2013 21:06 65.4	16/11/2013 22:11 65.6
8/11/2013 20:51 65.0	10/11/2013 9:56 66.1	10/11/2013 19:01 64.8	12/11/2013 20:06 67.3	14/11/2013 21:11 65.2	16/11/2013 22:16 64.8
8/11/2013 20:56 64.6	10/11/2013 10:01 66.3	10/11/2013 19:06 65.0	12/11/2013 20:11 67.2	14/11/2013 21:16 65.8	16/11/2013 22:21 64.7
8/11/2013 21:01 64.0	10/11/2013 10:06 66.2	10/11/2013 19:11 64.7	12/11/2013 20:16 66.7	14/11/2013 21:21 65.9	16/11/2013 22:26 64.9
8/11/2013 21:06 64.4	10/11/2013 10:11 66.1	10/11/2013 19:16 64.5	12/11/2013 20:21 66.3	14/11/2013 21:26 65.7	16/11/2013 22:31 64.6
8/11/2013 21:11 64.2	10/11/2013 10:16 65.0	10/11/2013 19:21 63.8	12/11/2013 20:26 67.3	14/11/2013 21:31 65.9	16/11/2013 22:36 65.0
8/11/2013 21:16 64.5	10/11/2013 10:21 64.9	10/11/2013 19:26 64.4	12/11/2013 20:31 66.8	14/11/2013 21:36 65.9	16/11/2013 22:41 64.7
8/11/2013 21:21 64.4	10/11/2013 10:26 63.5	10/11/2013 19:31 64.7	12/11/2013 20:36 66.6	14/11/2013 21:41 66.1	16/11/2013 22:46 64.2
8/11/2013 21:26 65.0	10/11/2013 10:31 63.2	10/11/2013 19:36 64.6	12/11/2013 20:41 66.3	14/11/2013 21:46 66.2	16/11/2013 22:51 64.7
8/11/2013 21:31 64.8	10/11/2013 10:36 68.2	10/11/2013 19:41 65.1	12/11/2013 20:46 66.4	14/11/2013 21:51 66.7	16/11/2013 22:56 64.8
8/11/2013 21:36 64.6	10/11/2013 10:41 66.2	10/11/2013 19:46 64.3	12/11/2013 20:51 66.3	14/11/2013 21:56 65.8	17/11/2013 7:01 62.5
8/11/2013 21:41 64.3	10/11/2013 10:46 65.0	10/11/2013 19:51 64.6	12/11/2013 20:56 65.5	14/11/2013 22:01 65.4	17/11/2013 7:06 63.6
8/11/2013 21:46 64.3	10/11/2013 10:51 63.7	10/11/2013 19:56 64.2	12/11/2013 21:01 65.8	14/11/2013 22:06 65.8	17/11/2013 7:11 62.6
8/11/2013 21:51 64.5	10/11/2013 10:56 67.3	10/11/2013 20:01 64.5	12/11/2013 21:06 65.9	14/11/2013 22:11 65.6	17/11/2013 7:16 62.8
8/11/2013 21:56 64.3	10/11/2013 11:01 63.5	10/11/2013 20:06 64.5	12/11/2013 21:11 66.1	14/11/2013 22:16 65.3	17/11/2013 7:21 63.0
8/11/2013 22:01 64.5	10/11/2013 11:06 63.2	10/11/2013 20:11 64.4	12/11/2013 21:16 66.6	14/11/2013 22:21 65.6	17/11/2013 7:26 63.7
8/11/2013 22:06 64.2	10/11/2013 11:11 64.3	10/11/2013 20:16 64.3	12/11/2013 21:21 66.5	14/11/2013 22:26 65.7	17/11/2013 7:31 63.2
8/11/2013 22:11 64.1	10/11/2013 11:16 65.3	10/11/2013 20:21 64.0	12/11/2013 21:26 66.1	14/11/2013 22:31 65.3	17/11/2013 7:36 63.2
8/11/2013 22:16 64.5	10/11/2013 11:21 65.4	10/11/2013 20:26 64.3	12/11/2013 21:31 65.6	14/11/2013 22:36 65.9	17/11/2013 7:41 63.3
8/11/2013 22:21 64.2	10/11/2013 11:26 65.7	10/11/2013 20:31 64.3	12/11/2013 21:36 66.5	14/11/2013 22:41 65.3	17/11/2013 7:46 63.9
8/11/2013 22:26 64.2	10/11/2013 11:31 65.8	10/11/2013 20:36 64.0	12/11/2013 21:41 66.0	14/11/2013 22:46 64.5	17/11/2013 7:51 63.5
8/11/2013 22:31 64.5	10/11/2013 11:36 65.7	10/11/2013 20:41 63.8	12/11/2013 21:46 65.9	14/11/2013 22:51 65.2	17/11/2013 7:56 63.1
8/11/2013 22:36 64.5	10/11/2013 11:41 65.1	10/11/2013 20:46 64.2	12/11/2013 21:51 65.8	14/11/2013 22:56 65.2	17/11/2013 8:01 63.7
8/11/2013 22:41 64.4	10/11/2013 11:46 64.4	10/11/2013 20:51 64.1	12/11/2013 21:56 65.7	15/11/2013 19:01 64.1	17/11/2013 8:06 63.8
8/11/2013 22:46 64.5	10/11/2013 11:51 64.9	10/11/2013 20:56 64.0	12/11/2013 22:01 65.8	15/11/2013 19:06 64.0	17/11/2013 8:11 65.2
8/11/2013 22:51 64.4	10/11/2013 11:56 64.6	10/11/2013 21:01 64.3	12/11/2013 22:06 65.8	15/11/2013 19:11 65.0	17/11/2013 8:16 64.7
8/11/2013 22:56 64.1	10/11/2013 12:01 64.6	10/11/2013 21:06 64.9	12/11/2013 22:11 65.8	15/11/2013 19:16 64.0	17/11/2013 8:21 64.7
9/11/2013 19:01 62.3	10/11/2013 12:06 64.6	10/11/2013 21:11 64.2	12/11/2013 22:16 66.0	15/11/2013 19:21 63.7	17/11/2013 8:26 65.4
9/11/2013 19:06 62.8	10/11/2013 12:11 64.6	10/11/2013 21:16 64.5	12/11/2013 22:21 65.6	15/11/2013 19:26 63.9	17/11/2013 8:31 64.9
9/11/2013 19:11 62.6	10/11/2013 12:16 65.1	10/11/2013 21:21 64.3	12/11/2013 22:26 66.0	15/11/2013 19:31 65.3	17/11/2013 8:36 64.6
9/11/2013 19:16 62.4	10/11/2013 12:21 65.6	10/11/2013 21:26 64.1	12/11/2013 22:31 66.2	15/11/2013 19:36 64.4	17/11/2013 8:41 64.9
9/11/2013 19:21 61.9	10/11/2013 12:26 65.5	10/11/2013 21:31 64.2	12/11/2013 22:36 66.8	15/11/2013 19:41 64.1	17/11/2013 8:46 65.6
9/11/2013 19:26 61.9	10/11/2013 12:31 65.8	10/11/2013 21:36 64.9	12/11/2013 22:41 66.3	15/11/2013 19:46 64.7	17/11/2013 8:51 65.1
9/11/2013 19:31 62.7	10/11/2013 12:36 66.0	10/11/2013 21:41 64.5	12/11/2013 22:46 66.2	15/11/2013 19:51 65.3	17/11/2013 8:56 64.6
9/11/2013 19:36 63.2	10/11/2013 12:41 66.2</				

Real-time Noise Data	RTN1 (Food and Environmental Hygiene Department Depot)				
17/11/2013 11:41 65.6	17/11/2013 20:46 63.6	19/11/2013 21:51 64.2	21/11/2013 22:56 64.0	24/11/2013 8:01 63.0	24/11/2013 17:06 63.8
17/11/2013 11:46 64.7	17/11/2013 20:51 63.8	19/11/2013 21:56 64.0	22/11/2013 19:01 63.7	24/11/2013 8:06 63.6	24/11/2013 17:11 65.0
17/11/2013 11:51 65.1	17/11/2013 20:56 64.0	19/11/2013 22:01 64.0	22/11/2013 19:06 64.0	24/11/2013 8:11 64.8	24/11/2013 17:16 64.9
17/11/2013 11:56 64.9	17/11/2013 21:01 64.3	19/11/2013 22:06 64.2	22/11/2013 19:11 63.8	24/11/2013 8:16 63.7	24/11/2013 17:21 65.4
17/11/2013 12:01 64.9	17/11/2013 21:06 63.9	19/11/2013 22:11 64.2	22/11/2013 19:16 63.9	24/11/2013 8:21 64.6	24/11/2013 17:26 65.4
17/11/2013 12:06 65.0	17/11/2013 21:11 63.9	19/11/2013 22:16 64.4	22/11/2013 19:21 65.0	24/11/2013 8:26 64.1	24/11/2013 17:31 64.8
17/11/2013 12:11 65.0	17/11/2013 21:16 63.9	19/11/2013 22:21 64.4	22/11/2013 19:26 64.9	24/11/2013 8:31 64.0	24/11/2013 17:36 64.9
17/11/2013 12:16 65.4	17/11/2013 21:21 64.4	19/11/2013 22:26 64.4	22/11/2013 19:31 65.8	24/11/2013 8:36 64.2	24/11/2013 17:41 64.7
17/11/2013 12:21 64.2	17/11/2013 21:26 63.9	19/11/2013 22:31 64.4	22/11/2013 19:36 65.5	24/11/2013 8:41 64.0	24/11/2013 17:46 64.5
17/11/2013 12:26 64.6	17/11/2013 21:31 64.1	19/11/2013 22:36 64.2	22/11/2013 19:41 65.4	24/11/2013 8:46 64.2	24/11/2013 17:51 65.1
17/11/2013 12:31 64.0	17/11/2013 21:36 64.8	19/11/2013 22:41 63.8	22/11/2013 19:46 65.3	24/11/2013 8:51 64.2	24/11/2013 17:56 65.1
17/11/2013 12:36 64.9	17/11/2013 21:41 63.7	19/11/2013 22:46 64.4	22/11/2013 19:51 65.8	24/11/2013 8:56 65.1	24/11/2013 18:01 48.7
17/11/2013 12:41 65.2	17/11/2013 21:46 64.6	19/11/2013 22:51 63.8	22/11/2013 19:56 65.2	24/11/2013 9:01 64.4	24/11/2013 18:06 60.8
17/11/2013 12:46 65.2	17/11/2013 21:51 65.6	19/11/2013 22:56 64.3	22/11/2013 20:01 65.6	24/11/2013 9:06 64.7	24/11/2013 18:11 59.9
17/11/2013 12:51 65.4	17/11/2013 21:56 63.8	20/11/2013 19:01 65.9	22/11/2013 20:06 65.9	24/11/2013 9:11 64.5	24/11/2013 18:16 67.0
17/11/2013 12:56 65.0	17/11/2013 22:01 64.9	20/11/2013 19:06 66.0	22/11/2013 20:11 64.9	24/11/2013 9:16 65.2	24/11/2013 18:21 67.3
17/11/2013 13:01 64.9	17/11/2013 22:06 63.7	20/11/2013 19:11 65.5	22/11/2013 20:16 65.3	24/11/2013 9:21 64.6	24/11/2013 18:26 67.5
17/11/2013 13:06 65.2	17/11/2013 22:11 64.5	20/11/2013 19:16 65.7	22/11/2013 20:21 65.2	24/11/2013 9:26 65.9	24/11/2013 18:31 68.2
17/11/2013 13:11 64.8	17/11/2013 22:16 63.8	20/11/2013 19:21 66.1	22/11/2013 20:26 65.0	24/11/2013 9:31 65.1	24/11/2013 18:36 68.2
17/11/2013 13:16 66.3	17/11/2013 22:21 63.9	20/11/2013 19:26 65.8	22/11/2013 20:31 65.0	24/11/2013 9:36 64.9	24/11/2013 18:41 67.0
17/11/2013 13:21 65.2	17/11/2013 22:26 63.5	20/11/2013 19:31 65.8	22/11/2013 20:36 65.1	24/11/2013 9:41 64.9	24/11/2013 18:46 66.7
17/11/2013 13:26 64.9	17/11/2013 22:31 63.8	20/11/2013 19:36 65.5	22/11/2013 20:41 65.5	24/11/2013 9:46 64.1	24/11/2013 18:51 65.6
17/11/2013 13:31 65.2	17/11/2013 22:36 63.7	20/11/2013 19:41 65.4	22/11/2013 20:46 64.7	24/11/2013 9:51 65.0	24/11/2013 18:56 66.6
17/11/2013 13:36 65.4	17/11/2013 22:41 63.9	20/11/2013 19:46 65.7	22/11/2013 20:51 64.5	24/11/2013 9:56 64.9	24/11/2013 19:01 66.4
17/11/2013 13:41 64.7	17/11/2013 22:46 66.1	20/11/2013 19:51 65.3	22/11/2013 20:56 64.8	24/11/2013 10:01 65.2	24/11/2013 19:06 66.2
17/11/2013 13:46 64.8	17/11/2013 22:51 63.9	20/11/2013 19:56 66.5	22/11/2013 21:01 64.1	24/11/2013 10:06 64.8	24/11/2013 19:11 66.1
17/11/2013 13:51 64.7	17/11/2013 22:56 63.7	20/11/2013 20:01 65.8	22/11/2013 21:06 64.7	24/11/2013 10:11 64.5	24/11/2013 19:16 66.0
17/11/2013 13:56 66.2	18/11/2013 19:01 65.8	20/11/2013 20:06 66.1	22/11/2013 21:11 64.4	24/11/2013 10:16 66.1	24/11/2013 19:21 66.1
17/11/2013 14:01 65.2	18/11/2013 19:06 65.9	20/11/2013 20:11 65.3	22/11/2013 21:16 64.0	24/11/2013 10:21 64.5	24/11/2013 19:26 65.8
17/11/2013 14:06 65.1	18/11/2013 19:11 65.6	20/11/2013 20:16 64.9	22/11/2013 21:21 64.7	24/11/2013 10:26 65.6	24/11/2013 19:31 65.8
17/11/2013 14:11 64.8	18/11/2013 19:16 65.7	20/11/2013 20:21 65.3	22/11/2013 21:26 64.7	24/11/2013 10:31 65.2	24/11/2013 19:36 65.4
17/11/2013 14:16 65.0	18/11/2013 19:21 65.8	20/11/2013 20:26 65.0	22/11/2013 21:31 65.1	24/11/2013 10:36 64.5	24/11/2013 19:41 66.1
17/11/2013 14:21 65.0	18/11/2013 19:26 65.6	20/11/2013 20:31 64.8	22/11/2013 21:36 64.7	24/11/2013 10:41 65.0	24/11/2013 19:46 65.6
17/11/2013 14:26 65.2	18/11/2013 19:31 65.0	20/11/2013 20:36 65.3	22/11/2013 21:41 65.3	24/11/2013 10:46 65.4	24/11/2013 19:51 65.6
17/11/2013 14:31 64.9	18/11/2013 19:36 65.4	20/11/2013 20:41 64.8	22/11/2013 21:46 64.6	24/11/2013 10:51 65.4	24/11/2013 19:56 65.1
17/11/2013 14:36 63.5	18/11/2013 19:41 64.6	20/11/2013 20:46 64.3	22/11/2013 21:51 64.5	24/11/2013 10:56 65.3	24/11/2013 20:01 65.3
17/11/2013 14:41 64.8	18/11/2013 19:46 64.9	20/11/2013 20:51 64.7	22/11/2013 21:56 64.3	24/11/2013 11:01 65.0	24/11/2013 20:06 65.8
17/11/2013 14:46 64.0	18/11/2013 19:51 65.0	20/11/2013 20:56 64.3	22/11/2013 22:01 63.6	24/11/2013 11:06 65.2	24/11/2013 20:11 65.2
17/11/2013 14:51 65.1	18/11/2013 19:56 65.6	20/11/2013 21:01 64.8	22/11/2013 22:06 63.8	24/11/2013 11:11 64.8	24/11/2013 20:16 65.7
17/11/2013 14:56 64.5	18/11/2013 20:01 64.9	20/11/2013 21:06 64.4	22/11/2013 22:11 63.8	24/11/2013 11:16 64.5	24/11/2013 20:21 65.5
17/11/2013 15:01 64.6	18/11/2013 20:06 65.2	20/11/2013 21:11 64.4	22/11/2013 22:16 64.4	24/11/2013 11:21 64.6	24/11/2013 20:26 65.5
17/11/2013 15:06 64.8	18/11/2013 20:11 66.1	20/11/2013 21:16 64.7	22/11/2013 22:21 64.6	24/11/2013 11:26 64.4	24/11/2013 20:31 65.5
17/11/2013 15:11 64.9	18/11/2013 20:16 64.9	20/11/2013 21:21 67.8	22/11/2013 22:26 64.5	24/11/2013 11:31 65.0	24/11/2013 20:36 65.5
17/11/2013 15:16 65.2	18/11/2013 20:21 65.2	20/11/2013 21:26 64.7	22/11/2013 22:31 64.3	24/11/2013 11:36 64.5	24/11/2013 20:41 65.4
17/11/2013 15:21 65.2	18/11/2013 20:26 64.4	20/11/2013 21:31 64.6	22/11/2013 22:36 66.3	24/11/2013 11:41 64.5	24/11/2013 20:46 65.2
17/11/2013 15:26 64.9	18/11/2013 20:31 64.3	20/11/2013 21:36 64.3	22/11/2013 22:41 64.5	24/11/2013 11:46 63.6	24/11/2013 20:51 65.2
17/11/2013 15:31 65.0	18/11/2013 20:36 64.8	20/11/2013 21:41 64.4	22/11/2013 22:46 64.9	24/11/2013 11:51 64.4	24/11/2013 20:56 66.0
17/11/2013 15:36 64.5	18/11/2013 20:41 64.8	20/11/2013 21:46 64.5	22/11/2013 22:51 63.9	24/11/2013 11:56 64.8	24/11/2013 21:01 65.3
17/11/2013 15:41 64.1	18/11/2013 20:46 64.1	20/11/2013 21:51 64.5	22/11/2013 22:56 64.6	24/11/2013 12:01 65.6	24/11/2013 21:06 65.3
17/11/2013 15:46 64.9	18/11/2013 20:51 64.8	20/11/2013 21:56 64.3	23/11/2013 19:01 65.1	24/11/2013 12:06 63.4	24/11/2013 21:11 65.5
17/11/2013 15:51 64.1	18/11/2013 20:56 64.0	20/11/2013 22:01 63.8	23/11/2013 19:06 65.8	24/11/2013 12:11 64.4	24/11/2013 21:16 65.2
17/11/2013 15:56 64.4	18/11/2013 21:01 64.0	20/11/2013 22:06 64.3	23/11/2013 19:11 64.7	24/11/2013 12:16 64.6	24/11/2013 21:21 65.2
17/11/2013 16:01 63.5	18/11/2013 21:06 63.9	20/11/2013 22:11 64.3	23/11/2013 19:16 64.7	24/11/2013 12:21 64.7	24/11/2013 21:26 65.4
17/11/2013 16:06 63.8	18/11/2013 21:11 64.3	20/11/2013 22:16 64.5	23/11/2013 19:21 64.9	24/11/2013 12:26 65.1	24/11/2013 21:31 65.4
17/11/2013 16:11 64.4	18/11/2013 21:16 64.8	20/11/2013 22:21 64.5	23/11/2013 19:26 64.3	24/11/2013 12:31 65.3	24/11/2013 21:36 66.2
17/11/2013 16:16 64.3	18/11/2013 21:21 64.1	20/11/2013 22:26 64.2	23/11/2013 19:31 64.8	24/11/2013 12:36 65.1	24/11/2013 21:41 65.0
17/11/2013 16:21 64.4	18/11/2013 21:26 64.2	20/11/2013 22:31 64.3	23/11/2013 19:36 64.9	24/11/2013 12:41 64.8	24/11/2013 21:46 65.1
17/11/2013 16:26 64.0	18/11/2013 21:31 64.5	20/11/2013 22:36 63.9	23/11/2013 19:41 65.3	24/11/2013 12:46 65.0	24/11/2013 21:51 64.6
17/11/2013 16:31 64.7	18/11/2013 21:36 64.3	20/11/2013 22:41 64.2	23/11/2013 19:46 64.9	24/11/2013 12:51 66.2	24/11/2013 21:56 64.8
17/11/2013 16:36 63.8	18/11/2013 21:41 64.8	20/11/2013 22:46 64.1	23/11/2013 19:51 64.9	24/11/2013 12:56 65.0	24/11/2013 22:01 65.2
17/11/2013 16:41 64.2	18/11/2013 21:46 63.5	20/11/2013 22:51 64.4	23/11/2013 19:56 64.6	24/11/2013 13:01 65.5	24/11/2013 22:06 64.6
17/11/2013 16:46 64.2	18/11/2013 21:51 64.1	20/11/2013 22:56 63.7	23/11/2013 20:01 64.8	24/11/2013 13:06 64.9	24/11/2013 22:11 64.8
17/11/2013 16:51 63.6	18/11/2013 21:56 64.6	21/11/2013 19:01 65.9	23/11/2013 20:06 64.2	24/11/2013 13:11 65.2	24/11/2013 22:16 65.6
17/11/2013 16:56 63.7	18/11/2013 22:01 64.1	21/11/2013 19:06 66.0	23/11/2013 20:11 63.8	24/11/2013 13:16 64.9	24/11/2013 22:21 65.3
17/11/2013 17:01 64.2	18/11/2013 22:06 64.1	21/11/2013 19:11 66.7	23/11/2013 20:16 64.5	24/11/2013 13:21 64.8	24/11/2013 22:26 64.8
17/11/2013 17:06 63.7	18/11/2013 22:11 63.7	21/11/2013 19:16 66.0	23/11/2013 20:21 64.4	24/11/2013 13:26 64.9	24/11/2013 22:31 65.2
17/11/2013 17:11 63.7	18/11/2013 22:16 64.0	21/11/2013 19:21 65.8	23/11/2013 20:26 65.0	24/11/2013 13:31 64.8	24/11/2013 22:36 64.9
17/11/2013 17:16 62.9	18/11/2013 22:21 64.0	21/11/2013 19:26 65.4	23/11/2013 20:31 64.1	24/11/2013 13:36 65.0	24/11/2013 22:41 65.1
17/11/2013 17:21 64.2	18/11/2013 22:26 64.0	21/11/2013 19:31 65.8	23/11/2013 20:36 63.2	24/11/2013 13:41 65.0	24/11/2013 22:46 64.4
17/11/2013 17:26 63.7	18/11/2013 22:31 63.9	21/11/2013 19:36 65.4	23/11/2013 20:41 64.2	24/11/2013 13:46 64.8	24/11/2013 22:51 64.4
17/11/2013 17:31 63.1	18/11/2013 22:36 63.6	21/11/2013 19:41 65.5	23/11/2013 20:46 64.0	24/11/2013 13:51 65.1	24/11/2013 22:56 65.2
17/11/2013 17:36 63.8	18/11/2013 22:41 63.8	21/11/2013 19:46 66.2	23/11/2013 20:51 64.1	24/11/2013 13:56 65.4	25/11/2013 19:01 65.4
17/11/2013 17:41 63.4	18/11/2013 22:46 63.6	21/11/2013 19:51 65.5	23/11/2013 20:56 64.0	24/11/2013 14:01 65.3	25/11/2013 19:06 65.5
17/11/2013 17:46 64.5	18/11/2013 22:51 63.6	21/11/2013 19:56 65.7	23/11/2013 21:01 63.7	24/11/2013 14:06 65.0	25/11/2013 19:11 65.0
17/11/2013 17:51 64.1	18/11/2013 22:56 63.7	21/11/2013 20:01 65.2	23/11/2013 21:06 64.4	24/11/2013 14:11 64.9	25/11/2013 19:16 65.0
17/11/2013 17:56 63.0	19/11/2013 19:01 66.0	21/11/2013 20:06 65.2	23/11/2013 21:11 64.4	24/11/2013 14:16 65.5	25/11/2013 19:21 65.3
17/11/2013 18:01 63.5	19/11/2013 19:06 66.3	21/11/2013 20:11 65			



Real-time Noise Data	RTN1 (Food and Environmental Hygiene Department Depot)				
25/11/2013 22:11 64.4	28/10/2013 0:01 52.0	29/10/2013 1:06 61.3	30/10/2013 2:11 58.4	31/10/2013 3:16 58.7	1/11/2013 4:21 59.9
25/11/2013 22:16 64.7	28/10/2013 0:06 52.7	29/10/2013 1:11 61.5	30/10/2013 2:16 58.8	31/10/2013 3:21 58.8	1/11/2013 4:26 60.2
25/11/2013 22:21 64.6	28/10/2013 0:11 53.8	29/10/2013 1:16 60.7	30/10/2013 2:21 59.1	31/10/2013 3:26 59.6	1/11/2013 4:31 60.5
25/11/2013 22:26 64.5	28/10/2013 0:16 52.9	29/10/2013 1:21 61.0	30/10/2013 2:26 61.5	31/10/2013 3:31 58.0	1/11/2013 4:36 60.1
25/11/2013 22:31 64.3	28/10/2013 0:21 52.4	29/10/2013 1:26 60.3	30/10/2013 2:31 57.8	31/10/2013 3:36 59.8	1/11/2013 4:41 59.7
25/11/2013 22:36 64.3	28/10/2013 0:26 51.5	29/10/2013 1:31 60.0	30/10/2013 2:36 58.9	31/10/2013 3:41 59.1	1/11/2013 4:46 60.2
25/11/2013 22:41 64.1	28/10/2013 0:31 46.7	29/10/2013 1:36 60.1	30/10/2013 2:41 58.8	31/10/2013 3:46 59.8	1/11/2013 4:51 59.9
25/11/2013 22:46 64.1	28/10/2013 0:36 45.1	29/10/2013 1:41 60.8	30/10/2013 2:46 58.7	31/10/2013 3:51 58.7	1/11/2013 4:56 60.7
25/11/2013 22:51 64.5	28/10/2013 0:41 61.8	29/10/2013 1:46 59.8	30/10/2013 2:51 58.8	31/10/2013 3:56 57.6	1/11/2013 5:01 60.6
25/11/2013 22:56 63.8	28/10/2013 0:46 61.3	29/10/2013 1:51 59.7	30/10/2013 2:56 57.5	31/10/2013 4:01 58.4	1/11/2013 5:06 60.7
26/11/2013 19:01 65.8	28/10/2013 0:51 61.1	29/10/2013 1:56 59.9	30/10/2013 3:01 58.0	31/10/2013 4:06 52.2	1/11/2013 5:11 60.4
26/11/2013 19:06 64.9	28/10/2013 0:56 60.5	29/10/2013 2:01 59.2	30/10/2013 3:06 57.8	31/10/2013 4:11 58.3	1/11/2013 5:16 60.3
26/11/2013 19:11 66.0	28/10/2013 1:01 61.8	29/10/2013 2:06 60.7	30/10/2013 3:11 57.8	31/10/2013 4:16 57.6	1/11/2013 5:21 60.3
26/11/2013 19:16 65.2	28/10/2013 1:06 60.4	29/10/2013 2:11 59.5	30/10/2013 3:16 57.7	31/10/2013 4:21 57.8	1/11/2013 5:26 60.5
26/11/2013 19:21 65.3	28/10/2013 1:11 60.4	29/10/2013 2:16 58.8	30/10/2013 3:21 57.5	31/10/2013 4:26 59.8	1/11/2013 5:31 59.9
26/11/2013 19:26 65.0	28/10/2013 1:16 60.2	29/10/2013 2:21 59.1	30/10/2013 3:26 58.0	31/10/2013 4:31 58.7	1/11/2013 5:36 61.4
26/11/2013 19:31 65.0	28/10/2013 1:21 59.9	29/10/2013 2:26 59.1	30/10/2013 3:31 58.7	31/10/2013 4:36 57.8	1/11/2013 5:41 60.5
26/11/2013 19:36 65.6	28/10/2013 1:26 60.2	29/10/2013 2:31 59.1	30/10/2013 3:36 58.8	31/10/2013 4:41 58.5	1/11/2013 5:46 61.2
26/11/2013 19:41 65.7	28/10/2013 1:31 59.6	29/10/2013 2:36 58.3	30/10/2013 3:41 57.6	31/10/2013 4:46 59.1	1/11/2013 5:51 61.7
26/11/2013 19:46 65.3	28/10/2013 1:36 59.9	29/10/2013 2:41 61.8	30/10/2013 3:46 57.5	31/10/2013 4:51 58.4	1/11/2013 5:56 61.5
26/11/2013 19:51 65.7	28/10/2013 1:41 59.4	29/10/2013 2:46 59.9	30/10/2013 3:51 58.1	31/10/2013 4:56 58.8	1/11/2013 6:01 61.0
26/11/2013 19:56 65.6	28/10/2013 1:46 59.5	29/10/2013 2:51 59.0	30/10/2013 3:56 58.0	31/10/2013 5:01 59.7	1/11/2013 6:06 35.5
26/11/2013 20:01 65.6	28/10/2013 1:51 60.0	29/10/2013 2:56 58.6	30/10/2013 4:01 59.2	31/10/2013 5:06 59.0	1/11/2013 6:11 61.8
26/11/2013 20:06 65.3	28/10/2013 1:56 44.0	29/10/2013 3:01 58.3	30/10/2013 4:06 57.8	31/10/2013 5:11 58.9	1/11/2013 6:16 54.3
26/11/2013 20:11 65.9	28/10/2013 2:01 59.8	29/10/2013 3:06 58.4	30/10/2013 4:11 59.9	31/10/2013 5:16 59.5	1/11/2013 6:21 57.4
26/11/2013 20:16 65.5	28/10/2013 2:06 59.1	29/10/2013 3:11 58.5	30/10/2013 4:16 57.0	31/10/2013 5:21 60.0	1/11/2013 6:26 54.3
26/11/2013 20:21 64.9	28/10/2013 2:11 58.1	29/10/2013 3:16 58.8	30/10/2013 4:21 57.8	31/10/2013 5:26 60.1	1/11/2013 6:31 56.9
26/11/2013 20:26 65.3	28/10/2013 2:16 59.4	29/10/2013 3:21 59.1	30/10/2013 4:26 58.4	31/10/2013 5:31 58.8	1/11/2013 6:36 57.2
26/11/2013 20:31 65.4	28/10/2013 2:21 59.0	29/10/2013 3:26 58.9	30/10/2013 4:31 57.5	31/10/2013 5:36 60.0	1/11/2013 6:41 60.7
26/11/2013 20:36 65.2	28/10/2013 2:26 58.6	29/10/2013 3:31 58.4	30/10/2013 4:36 57.6	31/10/2013 5:41 59.9	1/11/2013 6:46 60.4
26/11/2013 20:41 64.8	28/10/2013 2:31 59.1	29/10/2013 3:36 58.1	30/10/2013 4:41 57.0	31/10/2013 5:46 60.3	1/11/2013 6:51 61.1
26/11/2013 20:46 64.7	28/10/2013 2:36 59.0	29/10/2013 3:41 58.3	30/10/2013 4:46 57.5	31/10/2013 5:51 61.0	1/11/2013 6:56 61.1
26/11/2013 20:51 65.3	28/10/2013 2:41 57.9	29/10/2013 3:46 57.8	30/10/2013 4:51 57.8	31/10/2013 5:56 60.7	1/11/2013 7:01 59.9
26/11/2013 20:56 64.5	28/10/2013 2:46 61.6	29/10/2013 3:51 58.2	30/10/2013 4:56 58.1	31/10/2013 6:01 60.6	1/11/2013 7:06 60.1
26/11/2013 21:01 64.7	28/10/2013 2:51 57.6	29/10/2013 3:56 58.2	30/10/2013 5:01 57.9	31/10/2013 6:06 61.4	1/11/2013 7:11 60.6
26/11/2013 21:06 64.6	28/10/2013 2:56 57.2	29/10/2013 4:01 58.2	30/10/2013 5:06 59.2	31/10/2013 6:11 61.7	1/11/2013 7:16 58.9
26/11/2013 21:11 64.2	28/10/2013 3:01 57.4	29/10/2013 4:06 57.6	30/10/2013 5:11 58.7	31/10/2013 6:16 51.0	1/11/2013 7:21 59.4
26/11/2013 21:16 65.0	28/10/2013 3:06 57.8	29/10/2013 4:11 56.9	30/10/2013 5:16 59.2	31/10/2013 6:21 61.8	1/11/2013 7:26 59.1
26/11/2013 21:21 64.2	28/10/2013 3:11 58.2	29/10/2013 4:16 58.8	30/10/2013 5:21 59.1	31/10/2013 6:26 55.0	1/11/2013 7:31 59.1
26/11/2013 21:26 64.6	28/10/2013 3:16 57.8	29/10/2013 4:21 58.7	30/10/2013 5:26 59.1	31/10/2013 6:31 58.2	1/11/2013 7:36 62.1
26/11/2013 21:31 64.7	28/10/2013 3:21 58.8	29/10/2013 4:26 58.6	30/10/2013 5:31 59.0	31/10/2013 6:36 56.1	1/11/2013 7:41 58.2
26/11/2013 21:36 64.7	28/10/2013 3:26 57.4	29/10/2013 4:31 57.8	30/10/2013 5:36 58.8	31/10/2013 6:41 58.9	1/11/2013 7:46 59.9
26/11/2013 21:41 65.0	28/10/2013 3:31 56.7	29/10/2013 4:36 58.6	30/10/2013 5:41 59.8	31/10/2013 6:46 58.7	1/11/2013 7:51 58.7
26/11/2013 21:46 65.1	28/10/2013 3:36 58.2	29/10/2013 4:41 57.9	30/10/2013 5:46 59.5	31/10/2013 6:51 60.4	1/11/2013 7:56 59.6
26/11/2013 21:51 65.4	28/10/2013 3:41 57.5	29/10/2013 4:46 58.0	30/10/2013 5:51 60.4	31/10/2013 6:56 61.3	2/11/2013 0:01 60.9
26/11/2013 21:56 65.7	28/10/2013 3:46 57.8	29/10/2013 4:51 57.7	30/10/2013 5:56 60.9	31/10/2013 7:01 59.6	2/11/2013 0:06 59.8
26/11/2013 22:01 64.7	28/10/2013 3:51 57.7	29/10/2013 4:56 59.9	30/10/2013 6:01 60.4	31/10/2013 7:06 59.2	2/11/2013 0:11 59.0
26/11/2013 22:06 65.0	28/10/2013 3:56 58.0	29/10/2013 5:01 59.0	30/10/2013 6:06 61.4	31/10/2013 7:11 59.2	2/11/2013 0:16 59.7
26/11/2013 22:11 64.3	28/10/2013 4:01 56.2	29/10/2013 5:06 59.2	30/10/2013 6:11 60.8	31/10/2013 7:16 59.9	2/11/2013 0:21 57.6
26/11/2013 22:16 65.7	28/10/2013 4:06 57.9	29/10/2013 5:11 58.3	30/10/2013 6:16 40.3	31/10/2013 7:21 59.4	2/11/2013 0:26 58.3
26/11/2013 22:21 64.6	28/10/2013 4:11 56.9	29/10/2013 5:16 59.2	30/10/2013 6:21 47.6	31/10/2013 7:26 59.1	2/11/2013 0:31 60.5
26/11/2013 22:26 64.5	28/10/2013 4:16 56.4	29/10/2013 5:21 59.5	30/10/2013 6:26 55.3	31/10/2013 7:31 60.4	2/11/2013 0:36 56.8
26/11/2013 22:31 64.5	28/10/2013 4:21 58.7	29/10/2013 5:26 58.8	30/10/2013 6:31 56.1	31/10/2013 7:36 58.6	2/11/2013 0:41 57.4
26/11/2013 22:36 64.6	28/10/2013 4:26 57.8	29/10/2013 5:31 59.5	30/10/2013 6:36 56.9	31/10/2013 7:41 59.8	2/11/2013 0:46 56.8
26/11/2013 22:41 64.1	28/10/2013 4:31 57.0	29/10/2013 5:36 60.1	30/10/2013 6:41 59.7	31/10/2013 7:46 60.4	2/11/2013 0:51 59.5
26/11/2013 22:46 64.4	28/10/2013 4:36 58.1	29/10/2013 5:41 59.8	30/10/2013 6:46 59.7	31/10/2013 7:51 59.4	2/11/2013 0:56 56.0
26/11/2013 22:51 64.2	28/10/2013 4:41 57.1	29/10/2013 5:46 60.6	30/10/2013 6:51 61.0	31/10/2013 7:56 58.2	2/11/2013 1:01 55.4
26/11/2013 22:56 63.8	28/10/2013 4:46 59.1	29/10/2013 5:51 60.6	30/10/2013 6:56 61.3	1/11/2013 0:01 58.6	2/11/2013 1:06 55.3
27/11/2013 19:01 65.3	28/10/2013 4:51 57.4	29/10/2013 5:56 60.5	30/10/2013 7:01 58.9	1/11/2013 0:06 58.2	2/11/2013 1:11 53.4
27/11/2013 19:06 65.6	28/10/2013 4:56 59.2	29/10/2013 6:01 60.4	30/10/2013 7:06 59.8	1/11/2013 0:11 57.5	2/11/2013 1:16 61.8
27/11/2013 19:11 65.5	28/10/2013 5:01 58.2	29/10/2013 6:06 60.2	30/10/2013 7:11 61.4	1/11/2013 0:16 56.8	2/11/2013 1:21 53.0
27/11/2013 19:16 65.3	28/10/2013 5:06 58.0	29/10/2013 6:11 51.4	30/10/2013 7:16 58.9	1/11/2013 0:21 57.9	2/11/2013 1:26 52.2
27/11/2013 19:21 65.5	28/10/2013 5:11 58.4	29/10/2013 6:16 61.9	30/10/2013 7:21 58.7	1/11/2013 0:26 58.1	2/11/2013 1:31 49.4
27/11/2013 19:26 64.9	28/10/2013 5:16 58.4	29/10/2013 6:21 61.7	30/10/2013 7:26 57.9	1/11/2013 0:31 52.9	2/11/2013 1:36 53.2
27/11/2013 19:31 65.0	28/10/2013 5:21 58.1	29/10/2013 6:26 51.6	30/10/2013 7:31 55.8	1/11/2013 0:36 52.8	2/11/2013 1:41 61.0
27/11/2013 19:36 65.4	28/10/2013 5:26 58.4	29/10/2013 6:31 54.2	30/10/2013 7:36 57.5	1/11/2013 0:41 55.9	2/11/2013 1:46 60.0
27/11/2013 19:41 65.4	28/10/2013 5:31 58.7	29/10/2013 6:36 58.7	30/10/2013 7:41 58.9	1/11/2013 0:46 53.6	2/11/2013 1:51 60.6
27/11/2013 19:46 65.6	28/10/2013 5:36 59.0	29/10/2013 6:41 59.7	30/10/2013 7:46 58.3	1/11/2013 0:51 56.7	2/11/2013 1:56 61.1
27/11/2013 19:51 65.1	28/10/2013 5:41 60.2	29/10/2013 6:46 58.9	30/10/2013 7:51 58.3	1/11/2013 0:56 53.4	2/11/2013 2:01 60.8
27/11/2013 19:56 65.3	28/10/2013 5:46 59.4	29/10/2013 6:51 60.7	30/10/2013 7:56 55.3	1/11/2013 1:01 51.0	2/11/2013 2:06 61.0
27/11/2013 20:01 65.7	28/10/2013 5:51 60.6	29/10/2013 6:56 60.8	31/10/2013 0:01 57.4	1/11/2013 1:06 46.0	2/11/2013 2:11 60.7
27/11/2013 20:06 65.5	28/10/2013 5:56 61.1	29/10/2013 7:01 58.5	31/10/2013 0:06 56.8	1/11/2013 1:11 61.5	2/11/2013 2:16 61.1
27/11/2013 20:11 65.9	28/10/2013 6:01 60.1	29/10/2013 7:06 62.2	31/10/2013 0:11 53.4	1/11/2013 1:16 43.3	2/11/2013 2:21 60.5
27/11/2013 20:16 65.3	28/10/2013 6:06 61.0	29/10/2013 7:11 60.2	31/10/2013 0:16 57.1	1/11/2013 1:21 61.4	2/11/2013 2:26 60.8
27/11/2013 20:21 65.6	28/10/2013 6:11 61.6	29/10/2013 7:16 58.9	31/10/2013 0:21 56.1	1/11/2013 1:26 61.2	2/11/2013 2:31 60.7
27/11/2013 20:26 65.5	28/10/2013 6:16 46.7	29/10/2013 7:21 58.0	31/10/2013 0:26 56.3	1/11/2013 1:31 61.7	2/11/2013 2:36 60.4
27/11/2013 20:31 64.9	28/10/2013 6:21 55.5	29/10/2013 7:26 56.6	31/10/2013 0:31 52.6	1/11/2013 1:36 61.7	2/11/2013 2:41 60.5
27/11/2013 20:36 64.8	28/10/2013 6:26 54.1	29/10/2013 7:31 59.3	31/10/2013 0:36 60.9	1/11/2013 1:41 61.4	2/11/2013 2:46 60.6
27/11/2013 20:41 64.9	28/10/2013 6:31 58.4	29/10/2013 7:36 57.4	31/10/2013 0:41 53.8	1/11/2013 1:46 61.5	2/11/2013 2:51 60.7
27/11/2013 20:46 64.9	28/10/2013 6:36 56.9	29/10/2013 7:41 57.8			

Real-time Noise Data	RTN1 (Food and Environmental Hygiene Department Depot)										
2/11/2013 5:26	61.3	3/11/2013 6:31	61.7	4/11/2013 23:36	60.2	6/11/2013 0:41	53.9	7/11/2013 1:46	60.2	8/11/2013 2:51	59.8
2/11/2013 5:31	60.6	3/11/2013 6:36	61.8	4/11/2013 23:41	61.0	6/11/2013 0:46	61.7	7/11/2013 1:51	61.2	8/11/2013 2:56	59.9
2/11/2013 5:36	61.1	3/11/2013 6:41	54.8	4/11/2013 23:46	58.7	6/11/2013 0:51	61.7	7/11/2013 1:56	60.0	8/11/2013 3:01	59.3
2/11/2013 5:41	59.6	3/11/2013 6:46	53.8	4/11/2013 23:51	61.6	6/11/2013 0:56	61.5	7/11/2013 2:01	60.6	8/11/2013 3:06	59.5
2/11/2013 5:46	61.0	3/11/2013 6:51	54.1	4/11/2013 23:56	62.2	6/11/2013 1:01	61.9	7/11/2013 2:06	61.4	8/11/2013 3:11	59.9
2/11/2013 5:51	60.7	3/11/2013 6:56	54.7	5/11/2013 0:01	60.1	6/11/2013 1:06	61.7	7/11/2013 2:11	60.2	8/11/2013 3:16	59.0
2/11/2013 5:56	60.9	3/11/2013 23:01	59.7	5/11/2013 0:06	60.3	6/11/2013 1:11	61.4	7/11/2013 2:16	60.3	8/11/2013 3:21	58.9
2/11/2013 6:01	61.1	3/11/2013 23:06	58.4	5/11/2013 0:11	58.9	6/11/2013 1:16	61.0	7/11/2013 2:21	60.1	8/11/2013 3:26	58.4
2/11/2013 6:06	61.3	3/11/2013 23:11	58.7	5/11/2013 0:16	57.2	6/11/2013 1:21	61.9	7/11/2013 2:26	60.7	8/11/2013 3:31	59.0
2/11/2013 6:11	61.2	3/11/2013 23:16	57.1	5/11/2013 0:21	60.8	6/11/2013 1:26	61.3	7/11/2013 2:31	60.1	8/11/2013 3:36	59.0
2/11/2013 6:16	61.8	3/11/2013 23:21	57.2	5/11/2013 0:26	57.9	6/11/2013 1:31	61.3	7/11/2013 2:36	60.1	8/11/2013 3:41	58.5
2/11/2013 6:21	50.7	3/11/2013 23:26	54.5	5/11/2013 0:31	54.8	6/11/2013 1:36	61.1	7/11/2013 2:41	59.3	8/11/2013 3:46	58.7
2/11/2013 6:26	49.6	3/11/2013 23:31	58.6	5/11/2013 0:36	54.1	6/11/2013 1:41	60.9	7/11/2013 2:46	59.9	8/11/2013 3:51	59.9
2/11/2013 6:31	52.8	3/11/2013 23:36	57.8	5/11/2013 0:41	57.0	6/11/2013 1:46	61.5	7/11/2013 2:51	60.7	8/11/2013 3:56	58.8
2/11/2013 6:36	57.1	3/11/2013 23:41	58.0	5/11/2013 0:46	61.8	6/11/2013 1:51	60.5	7/11/2013 2:56	59.6	8/11/2013 4:01	58.5
2/11/2013 6:41	55.6	3/11/2013 23:46	56.5	5/11/2013 0:51	61.9	6/11/2013 1:56	60.5	7/11/2013 3:01	59.3	8/11/2013 4:06	58.9
2/11/2013 6:46	56.2	3/11/2013 23:51	49.3	5/11/2013 0:56	61.8	6/11/2013 2:01	60.6	7/11/2013 3:06	59.1	8/11/2013 4:11	58.0
2/11/2013 6:51	60.0	3/11/2013 23:56	57.3	5/11/2013 1:01	51.7	6/11/2013 2:06	60.3	7/11/2013 3:11	59.5	8/11/2013 4:16	58.4
2/11/2013 6:56	58.4	4/11/2013 0:01	55.7	5/11/2013 1:06	51.4	6/11/2013 2:11	60.6	7/11/2013 3:16	59.3	8/11/2013 4:21	58.6
2/11/2013 23:01	60.3	4/11/2013 0:06	55.8	5/11/2013 1:11	44.0	6/11/2013 2:16	59.5	7/11/2013 3:21	59.5	8/11/2013 4:26	58.9
2/11/2013 23:06	57.8	4/11/2013 0:11	52.2	5/11/2013 1:16	61.7	6/11/2013 2:21	60.3	7/11/2013 3:26	59.2	8/11/2013 4:31	58.7
2/11/2013 23:11	57.6	4/11/2013 0:16	48.6	5/11/2013 1:21	51.9	6/11/2013 2:26	60.4	7/11/2013 3:31	59.4	8/11/2013 4:36	58.5
2/11/2013 23:16	57.9	4/11/2013 0:21	51.0	5/11/2013 1:26	61.0	6/11/2013 2:31	60.1	7/11/2013 3:36	59.3	8/11/2013 4:41	58.3
2/11/2013 23:21	58.2	4/11/2013 0:26	54.7	5/11/2013 1:31	61.0	6/11/2013 2:36	59.7	7/11/2013 3:41	59.0	8/11/2013 4:46	59.0
2/11/2013 23:26	58.5	4/11/2013 0:31	61.8	5/11/2013 1:36	61.5	6/11/2013 2:41	60.0	7/11/2013 3:46	59.3	8/11/2013 4:51	60.3
2/11/2013 23:31	60.8	4/11/2013 0:36	44.0	5/11/2013 1:41	61.2	6/11/2013 2:46	59.8	7/11/2013 3:51	58.6	8/11/2013 4:56	58.9
2/11/2013 23:36	59.4	4/11/2013 0:41	60.9	5/11/2013 1:46	60.7	6/11/2013 2:51	59.7	7/11/2013 3:56	59.4	8/11/2013 5:01	59.4
2/11/2013 23:41	58.7	4/11/2013 0:46	61.8	5/11/2013 1:51	61.2	6/11/2013 2:56	60.1	7/11/2013 4:01	58.4	8/11/2013 5:06	59.4
2/11/2013 23:46	57.1	4/11/2013 0:51	61.3	5/11/2013 1:56	60.6	6/11/2013 3:01	59.8	7/11/2013 4:06	58.5	8/11/2013 5:11	55.2
2/11/2013 23:51	58.5	4/11/2013 0:56	60.9	5/11/2013 2:01	60.8	6/11/2013 3:06	59.7	7/11/2013 4:11	59.4	8/11/2013 5:16	59.4
2/11/2013 23:56	60.2	4/11/2013 1:01	61.0	5/11/2013 2:06	60.1	6/11/2013 3:11	59.7	7/11/2013 4:16	57.5	8/11/2013 5:21	59.4
3/11/2013 0:01	58.3	4/11/2013 1:06	60.4	5/11/2013 2:11	60.8	6/11/2013 3:16	59.2	7/11/2013 4:21	60.0	8/11/2013 5:26	59.2
3/11/2013 0:06	59.4	4/11/2013 1:11	60.7	5/11/2013 2:16	60.7	6/11/2013 3:21	59.6	7/11/2013 4:26	59.0	8/11/2013 5:31	59.4
3/11/2013 0:11	56.7	4/11/2013 1:16	60.7	5/11/2013 2:21	59.8	6/11/2013 3:26	58.7	7/11/2013 4:31	58.8	8/11/2013 5:36	59.8
3/11/2013 0:16	59.0	4/11/2013 1:21	60.1	5/11/2013 2:26	59.2	6/11/2013 3:31	59.4	7/11/2013 4:36	59.6	8/11/2013 5:41	60.3
3/11/2013 0:21	57.0	4/11/2013 1:26	60.2	5/11/2013 2:31	60.0	6/11/2013 3:36	60.1	7/11/2013 4:41	59.5	8/11/2013 5:46	60.5
3/11/2013 0:26	59.6	4/11/2013 1:31	60.6	5/11/2013 2:36	60.4	6/11/2013 3:41	58.8	7/11/2013 4:46	58.6	8/11/2013 5:51	60.5
3/11/2013 0:31	55.8	4/11/2013 1:36	59.8	5/11/2013 2:41	59.7	6/11/2013 3:46	58.5	7/11/2013 4:51	60.3	8/11/2013 5:56	61.1
3/11/2013 0:36	57.1	4/11/2013 1:41	59.9	5/11/2013 2:46	60.0	6/11/2013 3:51	58.4	7/11/2013 4:56	59.7	8/11/2013 6:01	61.0
3/11/2013 0:41	53.5	4/11/2013 1:46	60.4	5/11/2013 2:51	59.6	6/11/2013 3:56	60.1	7/11/2013 5:01	59.1	8/11/2013 6:06	61.4
3/11/2013 0:46	57.1	4/11/2013 1:51	60.0	5/11/2013 2:56	58.7	6/11/2013 4:01	59.0	7/11/2013 5:06	59.4	8/11/2013 6:11	50.9
3/11/2013 0:51	54.6	4/11/2013 1:56	59.5	5/11/2013 3:01	60.5	6/11/2013 4:06	59.2	7/11/2013 5:11	59.8	8/11/2013 6:16	61.8
3/11/2013 0:56	54.8	4/11/2013 2:01	60.0	5/11/2013 3:06	59.8	6/11/2013 4:11	59.0	7/11/2013 5:16	60.1	8/11/2013 6:21	52.0
3/11/2013 1:01	54.8	4/11/2013 2:06	59.1	5/11/2013 3:11	59.1	6/11/2013 4:16	58.7	7/11/2013 5:21	60.3	8/11/2013 6:26	56.5
3/11/2013 1:06	54.3	4/11/2013 2:11	58.9	5/11/2013 3:16	58.8	6/11/2013 4:21	59.2	7/11/2013 5:26	59.2	8/11/2013 6:31	56.7
3/11/2013 1:11	51.0	4/11/2013 2:16	58.6	5/11/2013 3:21	58.7	6/11/2013 4:26	58.5	7/11/2013 5:31	59.3	8/11/2013 6:36	58.0
3/11/2013 1:16	61.8	4/11/2013 2:21	58.9	5/11/2013 3:26	58.9	6/11/2013 4:31	58.5	7/11/2013 5:36	60.7	8/11/2013 6:41	60.6
3/11/2013 1:21	40.3	4/11/2013 2:26	59.1	5/11/2013 3:31	59.1	6/11/2013 4:36	59.2	7/11/2013 5:41	61.2	8/11/2013 6:46	61.2
3/11/2013 1:26	61.8	4/11/2013 2:31	58.4	5/11/2013 3:36	60.0	6/11/2013 4:41	58.5	7/11/2013 5:46	60.7	8/11/2013 6:51	61.3
3/11/2013 1:31	61.7	4/11/2013 2:36	58.9	5/11/2013 3:41	58.9	6/11/2013 4:46	58.2	7/11/2013 5:51	61.0	8/11/2013 6:56	61.8
3/11/2013 1:36	61.8	4/11/2013 2:41	58.6	5/11/2013 3:46	59.8	6/11/2013 4:51	59.4	7/11/2013 5:56	61.0	8/11/2013 23:01	60.4
3/11/2013 1:41	51.4	4/11/2013 2:46	59.0	5/11/2013 3:51	59.5	6/11/2013 4:56	59.4	7/11/2013 6:01	61.4	8/11/2013 23:06	60.4
3/11/2013 1:46	61.4	4/11/2013 2:51	58.6	5/11/2013 3:56	59.9	6/11/2013 5:01	59.0	7/11/2013 6:06	61.3	8/11/2013 23:11	61.2
3/11/2013 1:51	61.4	4/11/2013 2:56	58.2	5/11/2013 4:01	59.7	6/11/2013 5:06	59.2	7/11/2013 6:11	50.9	8/11/2013 23:16	61.2
3/11/2013 1:56	61.2	4/11/2013 3:01	58.3	5/11/2013 4:06	60.3	6/11/2013 5:11	60.3	7/11/2013 6:16	55.0	8/11/2013 23:21	60.3
3/11/2013 2:01	60.9	4/11/2013 3:06	58.2	5/11/2013 4:11	60.0	6/11/2013 5:16	59.8	7/11/2013 6:21	53.3	8/11/2013 23:26	58.9
3/11/2013 2:06	60.5	4/11/2013 3:11	58.4	5/11/2013 4:16	60.8	6/11/2013 5:21	59.3	7/11/2013 6:26	56.1	8/11/2013 23:31	60.1
3/11/2013 2:11	60.7	4/11/2013 3:16	58.0	5/11/2013 4:21	60.4	6/11/2013 5:26	60.5	7/11/2013 6:31	58.4	8/11/2013 23:36	60.1
3/11/2013 2:16	60.2	4/11/2013 3:21	58.3	5/11/2013 4:26	59.7	6/11/2013 5:31	59.3	7/11/2013 6:36	59.4	8/11/2013 23:41	59.9
3/11/2013 2:21	60.4	4/11/2013 3:26	57.4	5/11/2013 4:31	60.3	6/11/2013 5:36	60.4	7/11/2013 6:41	60.6	8/11/2013 23:46	58.9
3/11/2013 2:26	59.6	4/11/2013 3:31	57.8	5/11/2013 4:36	60.2	6/11/2013 5:41	55.0	7/11/2013 6:46	61.0	8/11/2013 23:51	59.9
3/11/2013 2:31	59.9	4/11/2013 3:36	58.4	5/11/2013 4:41	59.8	6/11/2013 5:46	61.5	7/11/2013 6:51	62.4	8/11/2013 23:56	59.6
3/11/2013 2:36	60.5	4/11/2013 3:41	57.3	5/11/2013 4:46	60.3	6/11/2013 5:51	61.5	7/11/2013 6:56	62.2	9/11/2013 0:01	59.3
3/11/2013 2:41	59.8	4/11/2013 3:46	57.6	5/11/2013 4:51	60.4	6/11/2013 5:56	60.7	7/11/2013 23:01	60.9	9/11/2013 0:06	58.7
3/11/2013 2:46	60.6	4/11/2013 3:51	57.8	5/11/2013 4:56	60.2	6/11/2013 6:01	61.5	7/11/2013 23:06	60.1	9/11/2013 0:11	59.5
3/11/2013 2:51	59.9	4/11/2013 3:56	58.7	5/11/2013 5:01	60.7	6/11/2013 6:06	61.7	7/11/2013 23:11	60.2	9/11/2013 0:16	60.3
3/11/2013 2:56	60.4	4/11/2013 4:01	57.8	5/11/2013 5:06	46.0	6/11/2013 6:11	51.6	7/11/2013 23:16	61.4	9/11/2013 0:21	59.6
3/11/2013 3:01	59.1	4/11/2013 4:06	58.8	5/11/2013 5:11	50.4	6/11/2013 6:16	53.4	7/11/2013 23:21	59.2	9/11/2013 0:26	58.1
3/11/2013 3:06	59.8	4/11/2013 4:11	58.6	5/11/2013 5:16	61.7	6/11/2013 6:21	56.9	7/11/2013 23:26	60.9	9/11/2013 0:31	57.5
3/11/2013 3:11	59.9	4/11/2013 4:16	58.2	5/11/2013 5:21	52.9	6/11/2013 6:26	57.8	7/11/2013 23:31	60.4	9/11/2013 0:36	57.6
3/11/2013 3:16	61.1	4/11/2013 4:21	58.6	5/11/2013 5:26	61.4	6/11/2013 6:31	58.1	7/11/2013 23:36	59.5		

Real-time Noise Data		RTN1 (Food and Environmental Hygiene Department Depot)									
9/11/2013 3:56	60.1	10/11/2013 5:01	59.4	11/11/2013 6:06	44.0	12/11/2013 23:11	63.5	14/11/2013 0:16	58.9	15/11/2013 1:21	61.3
9/11/2013 4:01	60.0	10/11/2013 5:06	60.7	11/11/2013 6:11	61.6	12/11/2013 23:16	64.1	14/11/2013 0:21	58.5	15/11/2013 1:26	61.9
9/11/2013 4:06	59.8	10/11/2013 5:11	60.0	11/11/2013 6:16	50.3	12/11/2013 23:21	63.9	14/11/2013 0:26	59.0	15/11/2013 1:31	61.4
9/11/2013 4:11	59.8	10/11/2013 5:16	35.5	11/11/2013 6:21	51.4	12/11/2013 23:26	64.1	14/11/2013 0:31	55.1	15/11/2013 1:36	49.4
9/11/2013 4:16	60.3	10/11/2013 5:21	61.5	11/11/2013 6:26	57.7	12/11/2013 23:31	64.6	14/11/2013 0:36	55.8	15/11/2013 1:41	61.3
9/11/2013 4:21	60.3	10/11/2013 5:26	51.0	11/11/2013 6:31	59.0	12/11/2013 23:36	64.3	14/11/2013 0:41	52.4	15/11/2013 1:46	61.2
9/11/2013 4:26	59.8	10/11/2013 5:31	60.0	11/11/2013 6:36	58.3	12/11/2013 23:41	63.3	14/11/2013 0:46	56.5	15/11/2013 1:51	61.2
9/11/2013 4:31	59.7	10/11/2013 5:36	54.7	11/11/2013 6:41	60.0	12/11/2013 23:46	63.4	14/11/2013 0:51	54.3	15/11/2013 1:56	61.6
9/11/2013 4:36	60.4	10/11/2013 5:41	55.9	11/11/2013 6:46	60.4	12/11/2013 23:51	62.8	14/11/2013 0:56	55.8	15/11/2013 2:01	60.5
9/11/2013 4:41	60.8	10/11/2013 5:46	59.7	11/11/2013 6:51	61.5	12/11/2013 23:56	62.4	14/11/2013 1:01	42.5	15/11/2013 2:06	61.7
9/11/2013 4:46	59.7	10/11/2013 5:51	55.0	11/11/2013 6:56	62.1	13/11/2013 0:01	63.8	14/11/2013 1:06	44.6	15/11/2013 2:11	59.8
9/11/2013 4:51	59.6	10/11/2013 5:56	57.8	11/11/2013 7:01	59.3	13/11/2013 0:06	63.2	14/11/2013 1:11	46.7	15/11/2013 2:16	60.7
9/11/2013 4:56	60.4	10/11/2013 6:01	60.5	11/11/2013 7:06	60.1	13/11/2013 0:11	62.9	14/11/2013 1:16	52.5	15/11/2013 2:21	60.3
9/11/2013 5:01	60.6	10/11/2013 6:06	60.4	11/11/2013 7:11	60.4	13/11/2013 0:16	62.6	14/11/2013 1:21	61.7	15/11/2013 2:26	60.6
9/11/2013 5:06	59.8	10/11/2013 6:11	58.5	11/11/2013 7:16	59.1	13/11/2013 0:21	63.6	14/11/2013 1:26	61.0	15/11/2013 2:31	60.7
9/11/2013 5:11	60.2	10/11/2013 6:16	56.4	11/11/2013 7:21	58.8	13/11/2013 0:26	61.6	14/11/2013 1:31	61.8	15/11/2013 2:36	59.3
9/11/2013 5:16	60.1	10/11/2013 6:21	55.0	11/11/2013 7:26	59.7	13/11/2013 0:31	61.4	14/11/2013 1:36	61.5	15/11/2013 2:41	59.4
9/11/2013 5:21	60.1	10/11/2013 6:26	57.6	11/11/2013 7:31	60.0	13/11/2013 0:36	59.4	14/11/2013 1:41	60.7	15/11/2013 2:46	60.4
9/11/2013 5:26	60.5	10/11/2013 6:31	54.9	11/11/2013 7:36	61.1	13/11/2013 0:41	57.4	14/11/2013 1:46	61.1	15/11/2013 2:51	60.3
9/11/2013 5:31	60.1	10/11/2013 6:36	55.8	11/11/2013 7:41	59.2	13/11/2013 0:46	56.6	14/11/2013 1:51	60.8	15/11/2013 2:56	59.5
9/11/2013 5:36	60.3	10/11/2013 6:41	58.5	11/11/2013 7:46	59.0	13/11/2013 0:51	56.5	14/11/2013 1:56	60.5	15/11/2013 3:01	59.5
9/11/2013 5:41	61.1	10/11/2013 6:46	58.3	11/11/2013 7:51	58.1	13/11/2013 0:56	56.3	14/11/2013 2:01	60.6	15/11/2013 3:06	59.3
9/11/2013 5:46	60.4	10/11/2013 6:51	58.4	11/11/2013 7:56	57.6	13/11/2013 1:01	55.6	14/11/2013 2:06	60.7	15/11/2013 3:11	59.5
9/11/2013 5:51	60.2	10/11/2013 6:56	60.6	12/11/2013 0:01	57.1	13/11/2013 1:06	54.9	14/11/2013 2:11	59.7	15/11/2013 3:16	59.8
9/11/2013 5:56	60.8	10/11/2013 7:01	62.3	12/11/2013 0:06	56.4	13/11/2013 1:11	50.4	14/11/2013 2:16	60.0	15/11/2013 3:21	59.1
9/11/2013 6:01	60.8	10/11/2013 7:06	61.0	12/11/2013 0:11	56.4	13/11/2013 1:16	61.7	14/11/2013 2:21	60.7	15/11/2013 3:26	59.4
9/11/2013 6:06	61.3	10/11/2013 7:11	56.7	12/11/2013 0:16	55.8	13/11/2013 1:21	48.6	14/11/2013 2:26	60.0	15/11/2013 3:31	58.9
9/11/2013 6:11	61.5	10/11/2013 7:16	58.9	12/11/2013 0:21	54.3	13/11/2013 1:26	51.0	14/11/2013 2:31	61.0	15/11/2013 3:36	60.1
9/11/2013 6:16	61.6	10/11/2013 7:21	58.5	12/11/2013 0:26	54.5	13/11/2013 1:31	44.0	14/11/2013 2:36	60.0	15/11/2013 3:41	59.0
9/11/2013 6:21	61.8	10/11/2013 7:26	59.6	12/11/2013 0:31	51.3	13/11/2013 1:36	52.2	14/11/2013 2:41	60.1	15/11/2013 3:46	59.5
9/11/2013 6:26	50.6	10/11/2013 7:31	58.6	12/11/2013 0:36	61.8	13/11/2013 1:41	46.7	14/11/2013 2:46	60.7	15/11/2013 3:51	59.8
9/11/2013 6:31	51.3	10/11/2013 7:36	57.8	12/11/2013 0:41	48.6	13/11/2013 1:46	61.7	14/11/2013 2:51	59.9	15/11/2013 3:56	58.8
9/11/2013 6:36	56.3	10/11/2013 7:41	59.6	12/11/2013 0:46	61.3	13/11/2013 1:51	61.4	14/11/2013 2:56	59.1	15/11/2013 4:01	58.8
9/11/2013 6:41	56.8	10/11/2013 7:46	60.0	12/11/2013 0:51	55.2	13/11/2013 1:56	61.9	14/11/2013 3:01	59.3	15/11/2013 4:06	59.5
9/11/2013 6:46	57.4	10/11/2013 7:51	57.1	12/11/2013 0:56	61.3	13/11/2013 2:01	61.7	14/11/2013 3:06	58.9	15/11/2013 4:11	59.4
9/11/2013 6:51	58.1	10/11/2013 7:56	57.0	12/11/2013 1:01	61.1	13/11/2013 2:06	38.5	14/11/2013 3:11	59.4	15/11/2013 4:16	59.2
9/11/2013 6:56	59.8	11/11/2013 0:01	57.4	12/11/2013 1:06	61.0	13/11/2013 2:11	61.8	14/11/2013 3:16	59.6	15/11/2013 4:21	59.4
9/11/2013 7:01	59.7	11/11/2013 0:06	56.2	12/11/2013 1:11	60.2	13/11/2013 2:16	60.9	14/11/2013 3:21	59.3	15/11/2013 4:26	59.4
9/11/2013 7:06	59.0	11/11/2013 0:11	57.1	12/11/2013 1:16	61.8	13/11/2013 2:21	61.7	14/11/2013 3:26	60.1	15/11/2013 4:31	59.8
9/11/2013 7:11	60.6	11/11/2013 0:16	58.1	12/11/2013 1:21	60.9	13/11/2013 2:26	61.2	14/11/2013 3:31	58.9	15/11/2013 4:36	59.3
9/11/2013 7:16	60.1	11/11/2013 0:21	55.6	12/11/2013 1:26	61.1	13/11/2013 2:31	60.4	14/11/2013 3:36	59.6	15/11/2013 4:41	58.8
9/11/2013 7:21	60.3	11/11/2013 0:26	53.7	12/11/2013 1:31	60.6	13/11/2013 2:36	60.4	14/11/2013 3:41	59.0	15/11/2013 4:46	59.3
9/11/2013 7:26	59.6	11/11/2013 0:31	54.1	12/11/2013 1:36	60.5	13/11/2013 2:41	61.0	14/11/2013 3:46	58.7	15/11/2013 4:51	58.8
9/11/2013 7:31	58.7	11/11/2013 0:36	53.2	12/11/2013 1:41	60.8	13/11/2013 2:46	59.7	14/11/2013 3:51	59.1	15/11/2013 4:56	59.9
9/11/2013 7:36	59.9	11/11/2013 0:41	61.9	12/11/2013 1:46	59.3	13/11/2013 2:51	60.1	14/11/2013 3:56	59.7	15/11/2013 5:01	59.9
9/11/2013 7:41	58.5	11/11/2013 0:46	47.6	12/11/2013 1:51	60.8	13/11/2013 2:56	60.8	14/11/2013 4:01	59.6	15/11/2013 5:06	60.4
9/11/2013 7:46	57.2	11/11/2013 0:51	61.9	12/11/2013 1:56	60.1	13/11/2013 3:01	60.7	14/11/2013 4:06	59.3	15/11/2013 5:11	59.4
9/11/2013 7:51	58.9	11/11/2013 0:56	44.0	12/11/2013 2:01	60.2	13/11/2013 3:06	60.7	14/11/2013 4:11	58.2	15/11/2013 5:16	60.0
9/11/2013 7:56	59.8	11/11/2013 1:01	61.0	12/11/2013 2:06	59.1	13/11/2013 3:11	61.0	14/11/2013 4:16	58.9	15/11/2013 5:21	59.2
10/11/2013 0:01	59.8	11/11/2013 1:06	61.2	12/11/2013 2:11	59.4	13/11/2013 3:16	61.0	14/11/2013 4:21	59.1	15/11/2013 5:26	61.0
10/11/2013 0:06	59.3	11/11/2013 1:11	61.0	12/11/2013 2:16	59.1	13/11/2013 3:21	61.2	14/11/2013 4:26	58.2	15/11/2013 5:31	60.7
10/11/2013 0:11	59.0	11/11/2013 1:16	61.2	12/11/2013 2:21	58.9	13/11/2013 3:26	60.2	14/11/2013 4:31	58.4	15/11/2013 5:36	60.7
10/11/2013 0:16	59.2	11/11/2013 1:21	61.6	12/11/2013 2:26	59.0	13/11/2013 3:31	60.3	14/11/2013 4:36	59.0	15/11/2013 5:41	59.7
10/11/2013 0:21	60.2	11/11/2013 1:26	60.1	12/11/2013 2:31	59.3	13/11/2013 3:36	60.8	14/11/2013 4:41	59.1	15/11/2013 5:46	61.1
10/11/2013 0:26	58.8	11/11/2013 1:31	60.6	12/11/2013 2:36	59.0	13/11/2013 3:41	59.9	14/11/2013 4:46	59.1	15/11/2013 5:51	61.3
10/11/2013 0:31	56.8	11/11/2013 1:36	61.2	12/11/2013 2:41	58.2	13/11/2013 3:46	60.4	14/11/2013 4:51	59.4	15/11/2013 5:56	51.0
10/11/2013 0:36	56.5	11/11/2013 1:41	60.3	12/11/2013 2:46	59.6	13/11/2013 3:51	60.4	14/11/2013 4:56	59.1	15/11/2013 6:01	61.1
10/11/2013 0:41	52.3	11/11/2013 1:46	59.1	12/11/2013 2:51	61.1	13/11/2013 3:56	59.6	14/11/2013 5:01	59.4	15/11/2013 6:06	61.8
10/11/2013 0:46	55.1	11/11/2013 1:51	60.1	12/11/2013 2:56	60.0	13/11/2013 4:01	59.1	14/11/2013 5:06	60.0	15/11/2013 6:11	61.6
10/11/2013 0:51	45.6	11/11/2013 1:56	59.7	12/11/2013 3:01	60.2	13/11/2013 4:06	59.7	14/11/2013 5:11	59.2	15/11/2013 6:16	56.1
10/11/2013 0:56	55.7	11/11/2013 2:01	59.0	12/11/2013 3:06	60.4	13/11/2013 4:11	60.1	14/11/2013 5:16	60.7	15/11/2013 6:21	51.9
10/11/2013 1:01	61.8	11/11/2013 2:06	59.6	12/11/2013 3:11	60.5	13/11/2013 4:16	60.1	14/11/2013 5:21	59.3	15/11/2013 6:26	58.5
10/11/2013 1:06	61.9	11/11/2013 2:11	59.3	12/11/2013 3:16	60.0	13/11/2013 4:21	59.7	14/11/2013 5:26	60.4	15/11/2013 6:31	59.4
10/11/2013 1:11	51.5	11/11/2013 2:16	59.6	12/11/2013 3:21	59.8	13/11/2013 4:26	59.0	14/11/2013 5:31	60.6	15/11/2013 6:36	59.5
10/11/2013 1:16	61.7	11/11/2013 2:21	60.1	12/11/2013 3:26	60.4	13/11/2013 4:31	60.3	14/11/2013 5:36	60.3	15/11/2013 6:41	62.3
10/11/2013 1:21	50.1	11/11/2013 2:26	59.5	12/11/2013 3:31	61.0	13/11/2013 4:36	59.7	14/11/2013 5:41	60.5	15/11/2013 6:46	61.7
10/11/2013 1:26	55.5	11/11/2013 2:31	59.2	12/11/2013 3:36	61.8	13/11/2013 4:41	60.7	14/11/2013 5:46	61.1	15/11/2013 6:51	61.9
10/11/2013 1:31	61.8	11/11/2013 2:36	60.2	12/11/2013 3:41	46.0	13/11/2013 4:46	58.3	14/11/2013 5:51	61.8	15/11/2013 6:56	62.2
10/11/2013 1:36	61.7	11/11/2013 2:41	59.6	12/11/2013 3:46	61.6	13/11/2013 4:51	59.9	14/11/2013 5:56	61		

Real-time Noise Data	RTN1 (Food and Environmental Hygiene Department Depot)					
16/11/2013 2:26 61.9	17/11/2013 3:31 58.4	18/11/2013 4:36 57.9	19/11/2013 5:41 61.1	20/11/2013 6:46 60.5	21/11/2013 23:51 58.4	
16/11/2013 2:31 61.4	17/11/2013 3:36 58.5	18/11/2013 4:41 58.4	19/11/2013 5:46 60.9	20/11/2013 6:51 61.6	21/11/2013 23:56 58.5	
16/11/2013 2:36 61.9	17/11/2013 3:41 57.7	18/11/2013 4:46 57.8	19/11/2013 5:51 61.5	20/11/2013 6:56 62.8	22/11/2013 0:01 56.8	
16/11/2013 2:41 61.3	17/11/2013 3:46 58.2	18/11/2013 4:51 58.2	19/11/2013 5:56 60.3	20/11/2013 23:01 59.7	22/11/2013 0:06 56.3	
16/11/2013 2:46 60.8	17/11/2013 3:51 57.0	18/11/2013 4:56 58.3	19/11/2013 6:01 60.4	20/11/2013 23:06 59.0	22/11/2013 0:11 56.8	
16/11/2013 2:51 61.4	17/11/2013 3:56 57.3	18/11/2013 5:01 58.6	19/11/2013 6:06 61.7	20/11/2013 23:11 60.3	22/11/2013 0:16 56.7	
16/11/2013 2:56 61.0	17/11/2013 4:01 57.4	18/11/2013 5:06 61.4	19/11/2013 6:11 44.0	20/11/2013 23:16 60.0	22/11/2013 0:21 58.6	
16/11/2013 3:01 61.3	17/11/2013 4:06 57.1	18/11/2013 5:11 59.3	19/11/2013 6:16 61.8	20/11/2013 23:21 60.0	22/11/2013 0:26 58.5	
16/11/2013 3:06 60.8	17/11/2013 4:11 58.1	18/11/2013 5:16 60.1	19/11/2013 6:21 50.0	20/11/2013 23:26 60.2	22/11/2013 0:31 55.9	
16/11/2013 3:11 61.0	17/11/2013 4:16 57.7	18/11/2013 5:21 58.9	19/11/2013 6:26 57.2	20/11/2013 23:31 59.0	22/11/2013 0:36 53.3	
16/11/2013 3:16 61.2	17/11/2013 4:21 58.1	18/11/2013 5:26 59.7	19/11/2013 6:31 56.6	20/11/2013 23:36 58.8	22/11/2013 0:41 57.5	
16/11/2013 3:21 51.1	17/11/2013 4:26 58.5	18/11/2013 5:31 59.5	19/11/2013 6:36 58.9	20/11/2013 23:41 59.3	22/11/2013 0:46 60.3	
16/11/2013 3:26 60.9	17/11/2013 4:31 57.6	18/11/2013 5:36 61.6	19/11/2013 6:41 60.6	20/11/2013 23:46 59.2	22/11/2013 0:51 55.4	
16/11/2013 3:31 61.2	17/11/2013 4:36 57.9	18/11/2013 5:41 60.6	19/11/2013 6:46 61.8	20/11/2013 23:51 57.7	22/11/2013 0:56 57.0	
16/11/2013 3:36 61.2	17/11/2013 4:41 58.4	18/11/2013 5:46 60.3	19/11/2013 6:51 61.5	20/11/2013 23:56 58.6	22/11/2013 1:01 55.1	
16/11/2013 3:41 60.5	17/11/2013 4:46 57.8	18/11/2013 5:51 60.4	19/11/2013 6:56 61.6	21/11/2013 0:01 57.5	22/11/2013 1:06 53.6	
16/11/2013 3:46 60.7	17/11/2013 4:51 58.2	18/11/2013 5:56 61.0	19/11/2013 7:01 59.3	21/11/2013 0:06 56.2	22/11/2013 1:11 46.4	
16/11/2013 3:51 60.9	17/11/2013 4:56 58.3	18/11/2013 6:01 60.8	19/11/2013 23:06 59.7	21/11/2013 0:11 61.3	22/11/2013 1:16 53.3	
16/11/2013 3:56 60.5	17/11/2013 5:01 58.6	18/11/2013 6:06 60.9	19/11/2013 23:11 58.8	21/11/2013 0:16 55.2	22/11/2013 1:21 61.9	
16/11/2013 4:01 60.7	17/11/2013 5:06 61.4	18/11/2013 6:11 61.6	19/11/2013 23:16 60.7	21/11/2013 0:21 55.1	22/11/2013 1:26 61.5	
16/11/2013 4:06 60.6	17/11/2013 5:11 59.3	18/11/2013 6:16 55.9	19/11/2013 23:21 59.4	21/11/2013 0:26 54.0	22/11/2013 1:31 60.8	
16/11/2013 4:11 60.1	17/11/2013 5:16 60.1	18/11/2013 6:21 53.8	19/11/2013 23:26 58.9	21/11/2013 0:31 53.4	22/11/2013 1:36 60.9	
16/11/2013 4:16 60.6	17/11/2013 5:21 58.9	18/11/2013 6:26 56.1	19/11/2013 23:31 57.0	21/11/2013 0:36 61.6	22/11/2013 1:41 60.9	
16/11/2013 4:21 60.4	17/11/2013 5:26 59.7	18/11/2013 6:31 57.1	19/11/2013 23:36 57.2	21/11/2013 0:41 48.4	22/11/2013 1:46 60.8	
16/11/2013 4:26 59.9	17/11/2013 5:31 59.5	18/11/2013 6:36 59.9	19/11/2013 23:41 58.8	21/11/2013 0:46 55.4	22/11/2013 1:51 60.9	
16/11/2013 4:31 60.3	17/11/2013 5:36 61.6	18/11/2013 6:41 60.7	19/11/2013 23:46 58.1	21/11/2013 0:51 61.4	22/11/2013 1:56 59.9	
16/11/2013 4:36 61.4	17/11/2013 5:41 60.6	18/11/2013 6:46 61.5	19/11/2013 23:51 57.2	21/11/2013 0:56 61.0	22/11/2013 2:01 60.8	
16/11/2013 4:41 59.7	17/11/2013 5:46 60.3	18/11/2013 6:51 61.7	19/11/2013 23:56 57.4	21/11/2013 1:01 52.3	22/11/2013 2:06 60.3	
16/11/2013 4:46 60.1	17/11/2013 5:51 60.4	18/11/2013 6:56 61.5	20/11/2013 0:01 56.3	21/11/2013 1:06 61.2	22/11/2013 2:11 60.0	
16/11/2013 4:51 59.8	17/11/2013 5:56 61.0	18/11/2013 23:01 58.9	20/11/2013 0:06 58.5	21/11/2013 1:11 61.0	22/11/2013 2:16 59.6	
16/11/2013 4:56 60.6	17/11/2013 6:01 60.8	18/11/2013 23:06 59.0	20/11/2013 0:11 53.1	21/11/2013 1:16 61.5	22/11/2013 2:21 60.8	
16/11/2013 5:01 60.3	17/11/2013 6:06 60.9	18/11/2013 23:11 58.4	20/11/2013 0:16 57.0	21/11/2013 1:21 61.1	22/11/2013 2:26 60.1	
16/11/2013 5:06 60.3	17/11/2013 6:11 61.6	18/11/2013 23:16 58.5	20/11/2013 0:21 58.2	21/11/2013 1:26 60.8	22/11/2013 2:31 59.5	
16/11/2013 5:11 56.6	17/11/2013 6:16 55.9	18/11/2013 23:21 58.6	20/11/2013 0:26 54.1	21/11/2013 1:31 60.8	22/11/2013 2:36 59.7	
16/11/2013 5:16 60.4	17/11/2013 6:21 53.8	18/11/2013 23:26 58.9	20/11/2013 0:31 56.1	21/11/2013 1:36 61.4	22/11/2013 2:41 59.7	
16/11/2013 5:21 60.2	17/11/2013 6:26 56.1	18/11/2013 23:31 58.5	20/11/2013 0:36 61.7	21/11/2013 1:41 59.7	22/11/2013 2:46 60.0	
16/11/2013 5:26 60.3	17/11/2013 6:31 57.1	18/11/2013 23:36 57.6	20/11/2013 0:41 53.7	21/11/2013 1:46 61.2	22/11/2013 2:51 59.8	
16/11/2013 5:31 60.7	17/11/2013 6:36 59.9	18/11/2013 23:41 57.7	20/11/2013 0:46 57.6	21/11/2013 1:51 60.1	22/11/2013 2:56 60.1	
16/11/2013 5:36 60.7	17/11/2013 6:41 60.7	18/11/2013 23:46 57.2	20/11/2013 0:51 61.6	21/11/2013 1:56 60.6	22/11/2013 3:01 59.5	
16/11/2013 5:41 60.5	17/11/2013 6:46 61.5	18/11/2013 23:51 58.3	20/11/2013 0:56 44.0	21/11/2013 2:01 59.6	22/11/2013 3:06 58.9	
16/11/2013 5:46 61.4	17/11/2013 6:51 61.7	18/11/2013 23:56 53.8	20/11/2013 1:01 61.7	21/11/2013 2:06 60.2	22/11/2013 3:11 59.1	
16/11/2013 5:51 61.3	17/11/2013 6:56 61.5	19/11/2013 0:01 53.7	20/11/2013 1:06 61.5	21/11/2013 2:11 59.6	22/11/2013 3:16 59.2	
16/11/2013 5:56 61.0	17/11/2013 23:01 57.3	19/11/2013 0:06 53.4	20/11/2013 1:11 61.3	21/11/2013 2:16 60.3	22/11/2013 3:21 59.8	
16/11/2013 6:01 61.1	17/11/2013 23:06 56.3	19/11/2013 0:11 54.6	20/11/2013 1:16 61.0	21/11/2013 2:21 59.0	22/11/2013 3:26 58.6	
16/11/2013 6:06 61.2	17/11/2013 23:11 58.0	19/11/2013 0:16 56.5	20/11/2013 1:21 50.3	21/11/2013 2:26 60.1	22/11/2013 3:31 58.8	
16/11/2013 6:11 61.6	17/11/2013 23:16 58.1	19/11/2013 0:21 57.3	20/11/2013 1:26 60.7	21/11/2013 2:31 59.4	22/11/2013 3:36 59.6	
16/11/2013 6:16 61.8	17/11/2013 23:21 57.3	19/11/2013 0:26 56.1	20/11/2013 1:31 60.9	21/11/2013 2:36 59.4	22/11/2013 3:41 58.0	
16/11/2013 6:21 51.1	17/11/2013 23:26 57.0	19/11/2013 0:31 54.9	20/11/2013 1:36 60.7	21/11/2013 2:41 59.6	22/11/2013 3:46 58.3	
16/11/2013 6:26 54.3	17/11/2013 23:31 57.3	19/11/2013 0:36 61.4	20/11/2013 1:41 61.3	21/11/2013 2:46 58.8	22/11/2013 3:51 58.9	
16/11/2013 6:31 55.1	17/11/2013 23:36 54.6	19/11/2013 0:41 61.8	20/11/2013 1:46 60.9	21/11/2013 2:51 59.8	22/11/2013 3:56 58.8	
16/11/2013 6:36 59.0	17/11/2013 23:41 57.9	19/11/2013 0:46 55.8	20/11/2013 1:51 60.2	21/11/2013 2:56 58.4	22/11/2013 4:01 59.4	
16/11/2013 6:41 59.5	17/11/2013 23:46 54.4	19/11/2013 0:51 61.3	20/11/2013 1:56 59.6	21/11/2013 3:01 58.4	22/11/2013 4:06 59.0	
16/11/2013 6:46 58.8	17/11/2013 23:51 53.8	19/11/2013 0:56 54.7	20/11/2013 2:01 60.6	21/11/2013 3:06 59.0	22/11/2013 4:11 59.6	
16/11/2013 6:51 59.0	17/11/2013 23:56 51.7	19/11/2013 1:01 61.4	20/11/2013 2:06 60.1	21/11/2013 3:11 59.5	22/11/2013 4:16 57.8	
16/11/2013 6:56 60.2	18/11/2013 0:01 51.7	19/11/2013 1:06 50.3	20/11/2013 2:11 59.3	21/11/2013 3:16 59.1	22/11/2013 4:21 58.7	
16/11/2013 23:01 57.3	18/11/2013 0:06 48.6	19/11/2013 1:11 61.1	20/11/2013 2:16 59.5	21/11/2013 3:21 58.6	22/11/2013 4:26 58.9	
16/11/2013 23:06 56.3	18/11/2013 0:11 55.8	19/11/2013 1:16 60.8	20/11/2013 2:21 59.4	21/11/2013 3:26 60.2	22/11/2013 4:31 57.7	
16/11/2013 23:11 58.0	18/11/2013 0:16 51.3	19/11/2013 1:21 61.6	20/11/2013 2:26 59.3	21/11/2013 3:31 59.6	22/11/2013 4:36 58.3	
16/11/2013 23:16 58.1	18/11/2013 0:21 49.3	19/11/2013 1:26 60.6	20/11/2013 2:31 59.6	21/11/2013 3:36 58.8	22/11/2013 4:41 58.5	
16/11/2013 23:21 57.3	18/11/2013 0:26 47.6	19/11/2013 1:31 61.0	20/11/2013 2:36 59.9	21/11/2013 3:41 59.1	22/11/2013 4:46 59.7	
16/11/2013 23:26 57.0	18/11/2013 0:31 50.6	19/11/2013 1:36 60.9	20/11/2013 2:41 59.6	21/11/2013 3:46 58.4	22/11/2013 4:51 59.2	
16/11/2013 23:31 57.3	18/11/2013 0:36 38.5	19/11/2013 1:41 60.5	20/11/2013 2:46 59.2	21/11/2013 3:51 58.5	22/11/2013 4:56 59.5	
16/11/2013 23:36 54.6	18/11/2013 0:41 61.8	19/11/2013 1:46 59.3	20/11/2013 2:51 59.4	21/11/2013 3:56 58.7	22/11/2013 5:01 59.8	
16/11/2013 23:41 57.9	18/11/2013 0:46 60.7	19/11/2013 1:51 60.1	20/11/2013 2:56 59.5	21/11/2013 4:01 58.2	22/11/2013 5:06 60.3	
16/11/2013 23:46 54.4	18/11/2013 0:51 61.3	19/11/2013 1:56 59.5	20/11/2013 3:01 59.7	21/11/2013 4:06 58.1	22/11/2013 5:11 59.5	
16/11/2013 23:51 53.8	18/11/2013 0:56 60.8	19/11/2013 2:01 59.2	20/11/2013 3:06 59.2	21/11/2013 4:11 58.0	22/11/2013 5:16 59.3	
16/11/2013 23:56 51.7	18/11/2013 1:01 60.7	19/11/2013 2:06 60.5	20/11/2013 3:11 60.0	21/11/2013 4:16 57.7	22/11/2013 5:21 60.4	
17/11/2013 0:01 51.7	18/11/2013 1:06 60.6	19/11/2013 2:11 59.7	20/11/2013 3:16 59.0	21/11/2013 4:21 58.3	22/11/2013 5:26 60.5	
17/11/2013 0:06 48.6	18/11/2013 1:11 59.9	19/11/2013 2:16 59.3	20/11/2013 3:21 58.7	21/11/2013 4:26 58.5	22/11/2013 5:31 60.1	
17/11/2013 0:11 55.8	18/11/2013 1:16 61.5	19/11/2013 2:21 59.1	20/11/2013 3:26 59.0	21/11/2013 4:31 58.1	22/11/2013 5:36 60.6	
17/11/2013 0:16 51.3	18/11/2013 1:21 60.9	19/11/2013 2:26 59.9	20/11/2013 3:31 58.9	21/11/2013 4:36 58.4	22/11/2013 5:41 60.5	
17/11/2013 0:21 49.3	18/11/2013 1:26 59.8	19/11/2013 2:31 59.2	20/11/2013 3:36 59.4	21/11/2013 4:41 58.7	22/11/2013 5:46 60.6	
17/11/2013 0:26 47.6	18/11/2013 1:31 58.9	19/11/2013 2:36 58.9	20/11/2013 3:41 58.1	21/11/2013 4:46 57.8	22/11/2013 5:51 61.0	
17/11/2013 0:31 50.6	18/11/2013 1:36 59.4	19/11/2013 2:41 59.9	20/11/2013 3:46 57.9	21/11/2013 4:51 58.4	22/11/2013 5:56 60.6	
17/11/2013 0:36 38.5	18/11/2013 1:41 59.0	19/11/2013 2:46 59.3	20/11/2013 3:51 58.1	21/11/2013 4:56 59.1	22/11/2013 6:01 61.5	
17/11/2013 0:41 61.8	18/11/2013 1:46 58.9	19/11/2013 2:51 58.8	20/11/2013 3:56 59.3	21/11/2013 5:01 59.2	22/11/2013 6:06 61.2	
17/11/2013 0:46 60.7	18/11/2013 1:51 58.4	19/11/2013 2:56 59.5	20/11/2013 4:01 58.7	21/11/2013 5:06 59.4	22/11/2013 6:11 61.2	
17/11/2013 0:51 61.3	18/11/2013 1:56 59.0	19/11/2013 3:01 59.0	20/11/2013 4:06 58.6	21/11/2013 5:11 59.6	22/11/2013 6:16 54.8	
17/11/2013 0:56 60.8	18/11/2013 2:01 58.9	19/11/2013 3:06 59.0	20/11/2013 4:11 59.1	21/11/2013 5:16 60.4	22/11/2	

Real-time Noise Data	RTN1 (Food and Environmental Hygiene Department Depot)								
23/11/2013 0:56	58.0	24/11/2013 2:01	61.0	25/11/2013 3:06	58.4	26/11/2013 4:11	57.3	27/11/2013 5:16	60.0
23/11/2013 1:01	54.3	24/11/2013 2:06	60.9	25/11/2013 3:11	59.3	26/11/2013 4:16	59.7	27/11/2013 5:21	59.5
23/11/2013 1:06	56.1	24/11/2013 2:11	60.6	25/11/2013 3:16	58.7	26/11/2013 4:21	58.8	27/11/2013 5:26	60.0
23/11/2013 1:11	57.7	24/11/2013 2:16	60.9	25/11/2013 3:21	58.7	26/11/2013 4:26	59.2	27/11/2013 5:31	59.8
23/11/2013 1:16	53.8	24/11/2013 2:21	61.0	25/11/2013 3:26	58.9	26/11/2013 4:31	58.5	27/11/2013 5:36	60.4
23/11/2013 1:21	52.9	24/11/2013 2:26	60.8	25/11/2013 3:31	58.1	26/11/2013 4:36	58.8	27/11/2013 5:41	60.4
23/11/2013 1:26	53.3	24/11/2013 2:31	61.3	25/11/2013 3:36	57.9	26/11/2013 4:41	57.7	27/11/2013 5:46	61.8
23/11/2013 1:31	53.8	24/11/2013 2:36	61.4	25/11/2013 3:41	58.4	26/11/2013 4:46	58.7	27/11/2013 5:51	61.1
23/11/2013 1:36	55.1	24/11/2013 2:41	60.5	25/11/2013 3:46	58.5	26/11/2013 4:51	58.1	27/11/2013 5:56	61.1
23/11/2013 1:41	53.4	24/11/2013 2:46	60.9	25/11/2013 3:51	58.8	26/11/2013 4:56	59.6	27/11/2013 6:01	61.0
23/11/2013 1:46	48.2	24/11/2013 2:51	61.2	25/11/2013 3:56	57.4	26/11/2013 5:01	59.9	27/11/2013 6:06	61.6
23/11/2013 1:51	61.7	24/11/2013 2:56	60.8	25/11/2013 4:01	59.4	26/11/2013 5:06	59.0	27/11/2013 6:11	42.5
23/11/2013 1:56	61.8	24/11/2013 3:01	60.5	25/11/2013 4:06	58.0	26/11/2013 5:11	59.5	27/11/2013 6:16	54.6
23/11/2013 2:01	47.9	24/11/2013 3:06	60.9	25/11/2013 4:11	60.8	26/11/2013 5:16	59.7	27/11/2013 6:21	49.6
23/11/2013 2:06	38.5	24/11/2013 3:11	60.4	25/11/2013 4:16	59.7	26/11/2013 5:21	59.6	27/11/2013 6:26	57.1
23/11/2013 2:11	61.7	24/11/2013 3:16	61.7	25/11/2013 4:21	58.4	26/11/2013 5:26	60.2	27/11/2013 6:31	57.0
23/11/2013 2:16	61.7	24/11/2013 3:21	60.8	25/11/2013 4:26	57.0	26/11/2013 5:31	60.6	27/11/2013 6:36	58.7
23/11/2013 2:21	61.8	24/11/2013 3:26	61.0	25/11/2013 4:31	58.5	26/11/2013 5:36	60.2	27/11/2013 6:41	60.8
23/11/2013 2:26	45.6	24/11/2013 3:31	60.9	25/11/2013 4:36	59.0	26/11/2013 5:41	60.5	27/11/2013 6:46	61.2
23/11/2013 2:31	61.7	24/11/2013 3:36	61.2	25/11/2013 4:41	57.9	26/11/2013 5:46	60.5	27/11/2013 6:51	61.0
23/11/2013 2:36	61.5	24/11/2013 3:41	60.6	25/11/2013 4:46	58.9	26/11/2013 5:51	61.2	27/11/2013 6:56	61.3
23/11/2013 2:41	60.9	24/11/2013 3:46	60.6	25/11/2013 4:51	60.0	26/11/2013 5:56	60.8	27/11/2013 23:01	62.5
23/11/2013 2:46	60.9	24/11/2013 3:51	59.9	25/11/2013 4:56	59.4	26/11/2013 6:01	61.3	27/11/2013 23:06	60.7
23/11/2013 2:51	61.2	24/11/2013 3:56	59.9	25/11/2013 5:01	59.4	26/11/2013 6:06	61.9	27/11/2013 23:11	61.0
23/11/2013 2:56	61.2	24/11/2013 4:01	60.0	25/11/2013 5:06	58.8	26/11/2013 6:11	47.9	27/11/2013 23:16	61.7
23/11/2013 3:01	60.5	24/11/2013 4:06	60.4	25/11/2013 5:11	59.6	26/11/2013 6:16	53.1	27/11/2013 23:21	61.4
23/11/2013 3:06	60.8	24/11/2013 4:11	59.9	25/11/2013 5:16	59.0	26/11/2013 6:21	57.4	27/11/2013 23:26	61.4
23/11/2013 3:11	60.8	24/11/2013 4:16	60.2	25/11/2013 5:21	60.1	26/11/2013 6:26	57.5	27/11/2013 23:31	60.6
23/11/2013 3:16	60.9	24/11/2013 4:21	60.5	25/11/2013 5:26	60.2	26/11/2013 6:31	58.5	27/11/2013 23:36	59.7
23/11/2013 3:21	60.3	24/11/2013 4:26	59.8	25/11/2013 5:31	59.9	26/11/2013 6:36	60.0	27/11/2013 23:41	58.1
23/11/2013 3:26	59.9	24/11/2013 4:31	59.4	25/11/2013 5:36	60.9	26/11/2013 6:41	61.7	27/11/2013 23:46	60.8
23/11/2013 3:31	60.3	24/11/2013 4:36	60.5	25/11/2013 5:41	61.3	26/11/2013 6:46	61.2	27/11/2013 23:51	58.7
23/11/2013 3:36	61.1	24/11/2013 4:41	60.3	25/11/2013 5:46	60.2	26/11/2013 6:51	60.7	27/11/2013 23:56	60.0
23/11/2013 3:41	60.0	24/11/2013 4:46	59.7	25/11/2013 5:51	61.2	26/11/2013 6:56	62.6		
23/11/2013 3:46	60.1	24/11/2013 4:51	60.3	25/11/2013 5:56	61.4	26/11/2013 23:01	60.7		
23/11/2013 3:51	60.5	24/11/2013 4:56	59.9	25/11/2013 6:01	60.9	26/11/2013 23:06	59.7		
23/11/2013 3:56	60.8	24/11/2013 5:01	59.9	25/11/2013 6:06	54.7	26/11/2013 23:11	60.3		
23/11/2013 4:01	60.5	24/11/2013 5:06	60.2	25/11/2013 6:11	46.0	26/11/2013 23:16	59.6		
23/11/2013 4:06	59.9	24/11/2013 5:11	60.4	25/11/2013 6:16	50.9	26/11/2013 23:21	60.3		
23/11/2013 4:11	59.4	24/11/2013 5:16	60.7	25/11/2013 6:21	58.2	26/11/2013 23:26	60.2		
23/11/2013 4:16	60.0	24/11/2013 5:21	59.8	25/11/2013 6:26	59.8	26/11/2013 23:31	59.3		
23/11/2013 4:21	59.9	24/11/2013 5:26	59.7	25/11/2013 6:31	58.5	26/11/2013 23:36	60.0		
23/11/2013 4:26	60.6	24/11/2013 5:31	60.7	25/11/2013 6:36	60.7	26/11/2013 23:41	59.2		
23/11/2013 4:31	60.3	24/11/2013 5:36	60.3	25/11/2013 6:41	60.3	26/11/2013 23:46	59.1		
23/11/2013 4:36	60.2	24/11/2013 5:41	60.6	25/11/2013 6:46	62.3	26/11/2013 23:51	58.7		
23/11/2013 4:41	60.4	24/11/2013 5:46	60.4	25/11/2013 6:51	61.8	26/11/2013 23:56	58.0		
23/11/2013 4:46	60.6	24/11/2013 5:51	60.8	25/11/2013 6:56	63.6	27/11/2013 0:01	59.0		
23/11/2013 4:51	60.3	24/11/2013 5:56	60.2	25/11/2013 23:01	59.6	27/11/2013 0:06	57.4		
23/11/2013 4:56	59.6	24/11/2013 6:01	61.3	25/11/2013 23:06	59.5	27/11/2013 0:11	57.2		
23/11/2013 5:01	61.3	24/11/2013 6:06	60.6	25/11/2013 23:11	60.4	27/11/2013 0:16	57.7		
23/11/2013 5:06	60.4	24/11/2013 6:11	61.1	25/11/2013 23:16	59.9	27/11/2013 0:21	57.2		
23/11/2013 5:11	60.2	24/11/2013 6:16	61.1	25/11/2013 23:21	60.3	27/11/2013 0:26	56.7		
23/11/2013 5:16	59.7	24/11/2013 6:21	61.6	25/11/2013 23:26	58.7	27/11/2013 0:31	56.0		
23/11/2013 5:21	60.3	24/11/2013 6:26	35.5	25/11/2013 23:31	59.8	27/11/2013 0:36	52.7		
23/11/2013 5:26	60.5	24/11/2013 6:31	61.5	25/11/2013 23:36	58.6	27/11/2013 0:41	55.1		
23/11/2013 5:31	61.0	24/11/2013 6:36	54.2	25/11/2013 23:41	58.7	27/11/2013 0:46	55.0		
23/11/2013 5:36	61.2	24/11/2013 6:41	46.0	25/11/2013 23:46	59.2	27/11/2013 0:51	61.8		
23/11/2013 5:41	60.9	24/11/2013 6:46	56.1	25/11/2013 23:51	58.8	27/11/2013 0:56	55.1		
23/11/2013 5:46	61.0	24/11/2013 6:51	52.0	25/11/2013 23:56	60.0	27/11/2013 1:01	61.4		
23/11/2013 5:51	61.0	24/11/2013 6:56	53.3	26/11/2013 0:01	59.6	27/11/2013 1:06	61.3		
23/11/2013 5:56	60.9	24/11/2013 23:01	61.3	26/11/2013 0:06	56.8	27/11/2013 1:11	59.9		
23/11/2013 6:01	60.5	24/11/2013 23:06	60.8	26/11/2013 0:11	58.9	27/11/2013 1:16	61.7		
23/11/2013 6:06	51.5	24/11/2013 23:11	61.8	26/11/2013 0:16	58.1	27/11/2013 1:21	43.3		
23/11/2013 6:11	61.3	24/11/2013 23:16	61.2	26/11/2013 0:21	57.7	27/11/2013 1:26	60.9		
23/11/2013 6:16	61.2	24/11/2013 23:21	61.3	26/11/2013 0:26	58.7	27/11/2013 1:31	61.0		
23/11/2013 6:21	53.8	24/11/2013 23:26	61.5	26/11/2013 0:31	54.2	27/11/2013 1:36	60.9		
23/11/2013 6:26	52.6	24/11/2013 23:31	60.5	26/11/2013 0:36	53.3	27/11/2013 1:41	60.8		
23/11/2013 6:31	47.1	24/11/2013 23:36	60.0	26/11/2013 0:41	50.6	27/11/2013 1:46	60.6		
23/11/2013 6:36	57.3	24/11/2013 23:41	60.9	26/11/2013 0:46	54.4	27/11/2013 1:51	60.5		
23/11/2013 6:41	56.3	24/11/2013 23:46	60.8	26/11/2013 0:51	52.9	27/11/2013 1:56	60.1		
23/11/2013 6:46	59.3	24/11/2013 23:51	59.2	26/11/2013 0:56	61.7	27/11/2013 2:01	60.3		
23/11/2013 6:51	58.5	24/11/2013 23:56	59.2	26/11/2013 1:01	61.0	27/11/2013 2:06	59.5		
23/11/2013 6:56	61.0	25/11/2013 0:01	59.4	26/11/2013 1:06	61.4	27/11/2013 2:11	59.9		
23/11/2013 23:01	61.5	25/11/2013 0:06	59.9	26/11/2013 1:11	48.2	27/11/2013 2:16	60.0		
23/11/2013 23:06	60.0	25/11/2013 0:11	59.7	26/11/2013 1:16	61.2	27/11/2013 2:21	58.9		
23/11/2013 23:11	60.9	25/11/2013 0:16	56.9	26/11/2013 1:21	61.5	27/11/2013 2:26	59.2		
23/11/2013 23:16	59.7	25/11/2013 0:21	59.9	26/11/2013 1:26	60.9	27/11/2013 2:31	60.0		
23/11/2013 23:21	59.8	25/11/2013 0:26	56.2	26/11/2013 1:31	61.3	27/11/2013 2:36	60.2		
23/11/2013 23:26	58.5	25/11/2013 0:31	58.8	26/11/2013 1:36	61.1	27/11/2013 2:41	59.6		
23/11/2013 23:31	60.3	25/11/2013 0:36	57.8	26/11/2013 1:41	60.6	27/11/2013 2:46	59.6		
23/11/2013 23:36	60.6	25/11/2013 0:41	55.9	26/11/2013 1:46	60.6	27/11/2013 2:51	59.6		
23/11/2013 23:41	60.3	25/11/2013 0:46	57.7	26/11/2013 1:51	59.6	27/11/2013 2:56	59.9		
23/11/2013 23:46	59.3	25/11/2013 0:51	61.8	26/11/2013 1:56	60.6	27/11/2013 3:01	59.5		
23/11/2013 23:51	63.2	25/11/2013 0:56	61.4	26/11/2013 2:01	59.9	27/11/2013 3:06	58.8		
23/11/2013 23:56	58.6	25/11/2013 1:01	54.8	26/11/2013 2:06	60.3	27/11/2013 3:11	59.3		
24/11/2013 0:01	59.4	25/11/2013 1:06	43.3	26/11/2013 2:11	59.7	27/11/2013 3:16	58.7		
24/11/2013 0:06	58.4	25/11/2013 1:11	61.8	26/11/2013 2:16	60.6	27/11/2013 3:21	60.7		
24/11/2013 0:11	59.5	25/11/2013 1:16	61.7	26/11/2013 2:21	59.9	27/11/2013 3:26	59.3		
24/11/2013 0:16	59.6	25/11/2013 1:21	61.4	26/11/2013 2:26	59.8	27/11/2013 3:31	59.0		
24/11/2013 0:21	57.3	25/11/2013 1:26	60.8	26/11/					

Real-time Noise Data	RTN2a (Hong Kong Electric Centre)			
<b>Normal Day 07:00-19:00</b>	1/11/2013 12:01 67.6	6/11/2013 18:31 66.7	12/11/2013 13:01 71.4	18/11/2013 7:31 67.9
	1/11/2013 12:31 68.3	7/11/2013 7:01 66.9	12/11/2013 13:31 68.3	18/11/2013 8:01 68.3
	1/11/2013 13:01 68.9	7/11/2013 7:31 69.2	12/11/2013 14:01 67.9	18/11/2013 8:31 71.0
28/10/2013 7:01 66.2	1/11/2013 13:31 68.3	7/11/2013 8:01 71.2	12/11/2013 14:31 68.2	18/11/2013 9:01 72.3
28/10/2013 7:31 64.9	1/11/2013 14:01 70.1	7/11/2013 8:31 71.1	12/11/2013 15:01 68.4	18/11/2013 9:31 72.0
28/10/2013 8:01 67.7	1/11/2013 14:31 70.5	7/11/2013 9:01 70.6	12/11/2013 15:31 68.7	18/11/2013 10:01 71.0
28/10/2013 8:31 69.8	1/11/2013 15:01 69.3	7/11/2013 9:31 70.9	12/11/2013 16:01 69.6	18/11/2013 10:31 70.7
28/10/2013 9:01 69.8	1/11/2013 15:31 68.8	7/11/2013 10:01 70.6	12/11/2013 16:31 70.7	18/11/2013 11:01 71.5
28/10/2013 9:31 71.4	1/11/2013 16:01 67.5	7/11/2013 10:31 72.1	12/11/2013 17:01 70.3	18/11/2013 11:31 69.3
28/10/2013 10:01 70.5	1/11/2013 16:31 68.0	7/11/2013 11:01 71.0	12/11/2013 17:31 68.7	18/11/2013 12:01 70.7
28/10/2013 10:31 70.6	1/11/2013 17:01 67.7	7/11/2013 11:31 68.4	12/11/2013 18:01 63.4	18/11/2013 12:31 71.8
28/10/2013 11:01 70.2	1/11/2013 17:31 68.6	7/11/2013 12:01 66.6	12/11/2013 18:31 66.3	18/11/2013 13:01 72.1
28/10/2013 11:31 70.5	1/11/2013 18:01 69.6	7/11/2013 12:31 68.3	13/11/2013 7:01 51.4	18/11/2013 13:31 71.9
28/10/2013 12:01 69.9	1/11/2013 18:31 66.8	7/11/2013 13:01 70.0	13/11/2013 7:31 69.4	18/11/2013 14:01 72.0
28/10/2013 12:31 69.1	2/11/2013 7:01 65.3	7/11/2013 13:31 71.2	13/11/2013 8:01 72.1	18/11/2013 14:31 71.4
28/10/2013 13:01 68.1	2/11/2013 7:31 68.6	7/11/2013 14:01 70.0	13/11/2013 8:31 71.4	18/11/2013 15:01 71.5
28/10/2013 13:31 69.2	2/11/2013 8:01 70.8	7/11/2013 14:31 68.6	13/11/2013 9:01 71.3	18/11/2013 15:31 70.8
28/10/2013 14:01 69.7	2/11/2013 8:31 68.8	7/11/2013 15:01 68.8	13/11/2013 9:31 70.8	18/11/2013 16:01 71.1
28/10/2013 14:31 69.3	2/11/2013 9:01 68.7	7/11/2013 15:31 68.8	13/11/2013 10:01 70.0	18/11/2013 16:31 71.6
28/10/2013 15:01 69.9	2/11/2013 9:31 69.7	7/11/2013 16:01 69.5	13/11/2013 10:31 71.6	18/11/2013 17:01 72.3
28/10/2013 15:31 70.5	2/11/2013 10:01 69.8	7/11/2013 16:31 69.1	13/11/2013 11:01 71.2	18/11/2013 17:31 70.9
28/10/2013 16:01 69.0	2/11/2013 10:31 70.4	7/11/2013 17:01 68.0	13/11/2013 11:31 71.1	18/11/2013 18:01 67.8
28/10/2013 16:31 69.3	2/11/2013 11:01 70.8	7/11/2013 17:31 67.5	13/11/2013 12:01 70.1	18/11/2013 18:31 65.9
28/10/2013 17:01 68.6	2/11/2013 11:31 66.8	7/11/2013 18:01 65.2	13/11/2013 12:31 68.6	19/11/2013 7:01 50.2
28/10/2013 17:31 67.5	2/11/2013 12:01 66.5	7/11/2013 18:31 66.8	13/11/2013 13:01 69.9	19/11/2013 7:31 68.8
28/10/2013 18:01 61.4	2/11/2013 12:31 68.1	8/11/2013 7:01 66.2	13/11/2013 13:31 70.6	19/11/2013 8:01 70.8
28/10/2013 18:31 66.7	2/11/2013 13:01 69.2	8/11/2013 7:31 68.3	13/11/2013 14:01 70.4	19/11/2013 8:31 70.8
29/10/2013 7:01 66.5	2/11/2013 13:31 69.7	8/11/2013 8:01 68.4	13/11/2013 14:31 70.4	19/11/2013 9:01 70.4
29/10/2013 7:31 67.3	2/11/2013 14:01 70.5	8/11/2013 8:31 70.2	13/11/2013 15:01 71.3	19/11/2013 9:31 70.8
29/10/2013 8:01 68.6	2/11/2013 14:31 71.3	8/11/2013 9:01 69.8	13/11/2013 15:31 70.9	19/11/2013 10:01 69.7
29/10/2013 8:31 68.0	2/11/2013 15:01 71.8	8/11/2013 9:31 70.7	13/11/2013 16:01 70.4	19/11/2013 10:31 69.9
29/10/2013 9:01 67.6	2/11/2013 15:31 71.5	8/11/2013 10:01 71.3	13/11/2013 16:31 70.8	19/11/2013 11:01 69.9
29/10/2013 9:31 68.3	2/11/2013 16:01 70.9	8/11/2013 10:31 71.1	13/11/2013 17:01 71.6	19/11/2013 11:31 69.5
29/10/2013 10:01 69.2	2/11/2013 16:31 71.6	8/11/2013 11:01 70.6	13/11/2013 17:31 71.2	19/11/2013 12:01 69.7
29/10/2013 10:31 69.7	2/11/2013 17:01 70.8	8/11/2013 11:31 66.7	13/11/2013 18:01 69.9	19/11/2013 12:31 66.9
29/10/2013 11:01 69.7	2/11/2013 17:31 68.9	8/11/2013 12:01 67.6	13/11/2013 18:31 52.5	19/11/2013 13:01 68.0
29/10/2013 11:31 63.7	2/11/2013 18:01 66.9	8/11/2013 12:31 67.8	14/11/2013 7:01 66.8	19/11/2013 13:31 69.3
29/10/2013 12:01 60.0	2/11/2013 18:31 65.4	8/11/2013 13:01 69.8	14/11/2013 7:31 71.6	19/11/2013 14:01 70.3
29/10/2013 12:31 61.3	4/11/2013 7:01 53.4	8/11/2013 13:31 70.7	14/11/2013 8:01 71.6	19/11/2013 14:31 71.7
29/10/2013 13:01 66.3	4/11/2013 7:31 68.7	8/11/2013 14:01 71.0	14/11/2013 8:31 72.4	19/11/2013 15:01 71.8
29/10/2013 13:31 68.6	4/11/2013 8:01 69.8	8/11/2013 14:31 71.4	14/11/2013 9:01 72.6	19/11/2013 15:31 70.9
29/10/2013 14:01 69.1	4/11/2013 8:31 70.3	8/11/2013 15:01 69.1	14/11/2013 9:31 71.0	19/11/2013 16:01 69.7
29/10/2013 14:31 67.2	4/11/2013 9:01 72.5	8/11/2013 15:31 69.0	14/11/2013 10:01 71.4	19/11/2013 16:31 69.3
29/10/2013 15:01 71.6	4/11/2013 9:31 72.9	8/11/2013 16:01 68.8	14/11/2013 10:31 70.9	19/11/2013 17:01 69.2
29/10/2013 15:31 70.5	4/11/2013 10:01 71.6	8/11/2013 16:31 68.8	14/11/2013 11:01 70.8	19/11/2013 17:31 69.0
29/10/2013 16:01 71.1	4/11/2013 10:31 70.3	8/11/2013 17:01 69.7	14/11/2013 11:31 71.0	19/11/2013 18:01 66.7
29/10/2013 16:31 69.9	4/11/2013 11:01 71.0	8/11/2013 17:31 68.7	14/11/2013 12:01 71.2	19/11/2013 18:31 65.5
29/10/2013 17:01 69.7	4/11/2013 11:31 70.3	8/11/2013 18:01 64.9	14/11/2013 12:31 72.5	20/11/2013 7:01 66.0
29/10/2013 17:31 68.3	4/11/2013 12:01 70.6	8/11/2013 18:31 66.2	14/11/2013 13:01 72.8	20/11/2013 7:31 68.9
29/10/2013 18:01 63.0	4/11/2013 12:31 71.4	9/11/2013 7:01 67.1	14/11/2013 13:31 72.3	20/11/2013 8:01 69.9
29/10/2013 18:31 66.6	4/11/2013 13:01 72.0	9/11/2013 7:31 66.4	14/11/2013 14:01 69.0	20/11/2013 8:31 69.0
30/10/2013 7:01 66.5	4/11/2013 13:31 72.5	9/11/2013 8:01 68.5	14/11/2013 14:31 69.8	20/11/2013 9:01 69.2
30/10/2013 7:31 64.0	4/11/2013 14:01 70.9	9/11/2013 8:31 70.0	14/11/2013 15:01 70.7	20/11/2013 9:31 69.7
30/10/2013 8:01 67.7	4/11/2013 14:31 71.6	9/11/2013 9:01 69.9	14/11/2013 15:31 69.0	20/11/2013 10:01 70.4
30/10/2013 8:31 72.3	4/11/2013 15:01 71.5	9/11/2013 9:31 70.3	14/11/2013 16:01 66.8	20/11/2013 10:31 71.7
30/10/2013 9:01 70.8	4/11/2013 15:31 72.1	9/11/2013 10:01 69.9	14/11/2013 16:31 69.7	20/11/2013 11:01 71.4
30/10/2013 9:31 71.6	4/11/2013 16:01 71.7	9/11/2013 10:31 69.7	14/11/2013 17:01 70.2	20/11/2013 11:31 70.2
30/10/2013 10:01 70.1	4/11/2013 16:31 69.3	9/11/2013 11:01 70.2	14/11/2013 17:31 68.7	20/11/2013 12:01 70.1
30/10/2013 10:31 68.1	4/11/2013 17:01 70.3	9/11/2013 11:31 68.9	14/11/2013 18:01 65.4	20/11/2013 12:31 70.6
30/10/2013 11:01 67.7	4/11/2013 17:31 70.2	9/11/2013 12:01 62.9	14/11/2013 18:31 66.2	20/11/2013 13:01 71.4
30/10/2013 11:31 61.3	4/11/2013 18:01 67.7	9/11/2013 12:31 67.8	15/11/2013 7:01 67.1	20/11/2013 13:31 70.2
30/10/2013 12:01 61.3	4/11/2013 18:31 66.1	9/11/2013 13:01 70.1	15/11/2013 7:31 70.6	20/11/2013 14:01 70.4
30/10/2013 12:31 67.2	5/11/2013 7:01 67.0	9/11/2013 13:31 69.8	15/11/2013 8:01 71.2	20/11/2013 14:31 72.4
30/10/2013 13:01 69.2	5/11/2013 7:31 67.9	9/11/2013 14:01 69.7	15/11/2013 8:31 71.4	20/11/2013 15:01 72.1
30/10/2013 13:31 69.3	5/11/2013 8:01 70.8	9/11/2013 14:31 69.2	15/11/2013 9:01 71.2	20/11/2013 15:31 70.4
30/10/2013 14:01 70.9	5/11/2013 8:31 72.0	9/11/2013 15:01 69.3	15/11/2013 9:31 71.4	20/11/2013 16:01 68.9
30/10/2013 14:31 70.5	5/11/2013 9:01 70.6	9/11/2013 15:31 68.3	15/11/2013 10:01 72.4	20/11/2013 16:31 67.5
30/10/2013 15:01 69.0	5/11/2013 9:31 71.5	9/11/2013 16:01 67.8	15/11/2013 10:31 71.6	20/11/2013 17:01 67.2
30/10/2013 15:31 66.1	5/11/2013 10:01 72.6	9/11/2013 16:31 69.4	15/11/2013 11:01 70.9	20/11/2013 17:31 68.8
30/10/2013 16:01 67.3	5/11/2013 10:31 73.0	9/11/2013 17:01 69.6	15/11/2013 11:31 70.9	20/11/2013 18:01 61.8
30/10/2013 16:31 68.6	5/11/2013 11:01 70.3	9/11/2013 17:31 68.6	15/11/2013 12:01 70.1	20/11/2013 18:31 65.8
30/10/2013 17:01 70.2	5/11/2013 11:31 69.8	9/11/2013 18:01 62.4	15/11/2013 12:31 68.5	21/11/2013 7:01 65.5
30/10/2013 17:31 69.4	5/11/2013 12:01 69.2	9/11/2013 18:31 65.1	15/11/2013 13:01 69.4	21/11/2013 7:31 69.7
30/10/2013 18:01 60.3	5/11/2013 12:31 70.4	11/11/2013 7:01 56.8	15/11/2013 13:31 70.8	21/11/2013 8:01 69.7
30/10/2013 18:31 66.7	5/11/2013 13:01 72.8	11/11/2013 7:31 68.8	15/11/2013 14:01 71.9	21/11/2013 8:31 69.4
31/10/2013 7:01 66.3	5/11/2013 13:31 74.3	11/11/2013 8:01 69.0	15/11/2013 14:31 71.3	21/11/2013 9:01 69.2
31/10/2013 7:31 67.5	5/11/2013 14:01 71.9	11/11/2013 8:31 69.8	15/11/2013 15:01 71.1	21/11/2013 9:31 71.1
31/10/2013 8:01 69.4	5/11/2013 14:31 69.0	11/11/2013 9:01 69.9	15/11/2013 15:31 68.9	21/11/2013 10:01 71.8
31/10/2013 8:31 70.8	5/11/2013 15:01 70.7	11/11/2013 9:31 71.2	15/11/2013 16:01 68.2	21/11/2013 10:31 71.4
31/10/2013 9:01 71.6	5/11/2013 15:31 71.9	11/11/2013 10:01 70.2	15/11/2013 16:31 69.5	21/11/2013 11:01 71.7
31/10/2013 9:31 71.7	5/11/2013 16:01 70.9	11/11/2013 10:31 69.0	15/11/2013 17:01 69.2	21/11/2013 11:31 65.7
31/10/2013 10:01 71.5	5/11/2013 16:31 70.2	11/11/2013 11:01 68.5	15/11/2013 17:31 68.8	21/11/2013 12:01 62.4
31/10/2013 10:31 72.0	5/11/2013 17:01 70.4	11/11/2013 11:31 67.7	15/11/2013 18:01 68.0	21/11/2013 12:31 68.8
31/10/2013 11:01 70.1	5/11/2013 17:31 68.8	11/11/2013 12:01 67.2	15/11/2013 18:31 66.7	21/11/2013 13:01 70.7
31/10/2013 11:31 68.9	5/11/2013 18:01 59.8	11/11/2013 12:31 69.3	16/11/2013 7:01 66.3	21/11/2013 13:31 69.1
31/10/2013 12:01 65.2	5/11/2013 18:31 66.4	11/11/2013 13:01 71.4	16/11/2013 7:31 68.5	21/11/2013 14:01 70.8
31/10/2013 12:31 68.6	6/11/2013 7:01 66.3	11/11/2013 13:31 70.4	16/11/2013 8:01 69.4	21/11/2013 14:31 69.7
31/10/2013 13:01 68.9	6/11/2013 7:31 63.8	11/11/2013 14:01 70.8	16/11/2013 8:31 71.1	21/11/2013 15:01 69.4
31/10/2013 13:31 69.7	6/11/2013 8:01 67.6	11/11/2013 14:31 71.0	16/11/2013 9:01 71.1	21/11/2013 15:31 67

Real-time Noise Data	RTN2a (Hong Kong Electric Centre)							
<u>Normal Day 19:00-23:00</u>	30/10/2013 19:46 63.4	1/11/2013 20:51 63.5	3/11/2013 9:56 62.8	3/11/2013 19:01 62.3	5/11/2013 20:06 64.7			
<u>Sunday &amp; Holiday 07:00-23:00</u>	30/10/2013 19:51 63.1	1/11/2013 20:56 63.6	3/11/2013 10:01 62.9	3/11/2013 19:06 63.0	5/11/2013 20:11 64.5			
	30/10/2013 19:56 63.8	1/11/2013 21:01 63.2	3/11/2013 10:06 62.9	3/11/2013 19:11 62.3	5/11/2013 20:16 64.0			
28/10/2013 19:01 65.0	30/10/2013 20:01 64.0	1/11/2013 21:06 63.7	3/11/2013 10:11 62.6	3/11/2013 19:16 62.5	5/11/2013 20:21 68.2			
28/10/2013 19:06 64.0	30/10/2013 20:06 63.5	1/11/2013 21:11 63.0	3/11/2013 10:16 63.2	3/11/2013 19:21 62.0	5/11/2013 20:26 64.7			
28/10/2013 19:11 63.7	30/10/2013 20:11 63.7	1/11/2013 21:16 63.0	3/11/2013 10:21 63.1	3/11/2013 19:26 62.6	5/11/2013 20:31 63.7			
28/10/2013 19:16 64.4	30/10/2013 20:16 62.9	1/11/2013 21:21 62.7	3/11/2013 10:26 64.0	3/11/2013 19:31 62.3	5/11/2013 20:36 64.5			
28/10/2013 19:21 64.0	30/10/2013 20:21 64.2	1/11/2013 21:26 62.7	3/11/2013 10:31 63.1	3/11/2013 19:36 62.1	5/11/2013 20:41 64.1			
28/10/2013 19:26 64.7	30/10/2013 20:26 64.2	1/11/2013 21:31 62.9	3/11/2013 10:36 62.9	3/11/2013 19:41 62.9	5/11/2013 20:46 63.8			
28/10/2013 19:31 64.7	30/10/2013 20:31 62.9	1/11/2013 21:36 63.7	3/11/2013 10:41 63.2	3/11/2013 19:46 61.4	5/11/2013 20:51 63.3			
28/10/2013 19:36 64.0	30/10/2013 20:36 63.5	1/11/2013 21:41 62.9	3/11/2013 10:46 62.9	3/11/2013 19:51 62.0	5/11/2013 20:56 64.0			
28/10/2013 19:41 64.4	30/10/2013 20:41 63.1	1/11/2013 21:46 62.9	3/11/2013 10:51 63.0	3/11/2013 19:56 61.9	5/11/2013 21:01 63.5			
28/10/2013 19:46 62.8	30/10/2013 20:46 63.3	1/11/2013 21:51 62.9	3/11/2013 10:56 63.4	3/11/2013 20:01 62.1	5/11/2013 21:06 62.5			
28/10/2013 19:51 63.7	30/10/2013 20:51 63.2	1/11/2013 21:56 63.3	3/11/2013 11:01 63.1	3/11/2013 20:06 61.8	5/11/2013 21:11 63.2			
28/10/2013 19:56 63.2	30/10/2013 20:56 62.7	1/11/2013 22:01 62.8	3/11/2013 11:06 63.5	3/11/2013 20:11 61.8	5/11/2013 21:16 65.2			
28/10/2013 20:01 62.5	30/10/2013 21:01 63.0	1/11/2013 22:06 63.0	3/11/2013 11:11 62.4	3/11/2013 20:16 61.4	5/11/2013 21:21 64.9			
28/10/2013 20:06 65.5	30/10/2013 21:06 63.1	1/11/2013 22:11 62.7	3/11/2013 11:16 63.0	3/11/2013 20:21 61.5	5/11/2013 21:26 63.4			
28/10/2013 20:11 62.0	30/10/2013 21:11 61.8	1/11/2013 22:16 63.8	3/11/2013 11:21 63.8	3/11/2013 20:26 63.2	5/11/2013 21:31 63.4			
28/10/2013 20:16 63.2	30/10/2013 21:16 63.0	1/11/2013 22:21 63.2	3/11/2013 11:26 63.1	3/11/2013 20:31 61.5	5/11/2013 21:36 63.6			
28/10/2013 20:21 62.2	30/10/2013 21:21 63.1	1/11/2013 22:26 63.2	3/11/2013 11:31 62.6	3/11/2013 20:36 62.2	5/11/2013 21:41 64.1			
28/10/2013 20:26 62.2	30/10/2013 21:26 63.2	1/11/2013 22:31 63.0	3/11/2013 11:36 63.1	3/11/2013 20:41 61.7	5/11/2013 21:46 63.4			
28/10/2013 20:31 62.2	30/10/2013 21:31 63.5	1/11/2013 22:36 62.7	3/11/2013 11:41 63.2	3/11/2013 20:46 61.3	5/11/2013 21:51 63.1			
28/10/2013 20:36 61.8	30/10/2013 21:36 62.7	1/11/2013 22:41 62.8	3/11/2013 11:46 62.8	3/11/2013 20:51 61.4	5/11/2013 21:56 63.6			
28/10/2013 20:41 62.7	30/10/2013 21:41 62.6	1/11/2013 22:46 62.9	3/11/2013 11:51 62.6	3/11/2013 20:56 62.0	5/11/2013 22:01 63.6			
28/10/2013 20:46 62.7	30/10/2013 21:46 64.0	1/11/2013 22:51 62.7	3/11/2013 11:56 63.0	3/11/2013 21:01 61.7	5/11/2013 22:06 63.4			
28/10/2013 20:51 62.9	30/10/2013 21:51 62.7	1/11/2013 22:56 64.3	3/11/2013 12:01 63.6	3/11/2013 21:06 61.9	5/11/2013 22:11 63.5			
28/10/2013 20:56 62.5	30/10/2013 21:56 62.9	2/11/2013 19:01 62.6	3/11/2013 12:06 63.1	3/11/2013 21:11 62.0	5/11/2013 22:16 63.1			
28/10/2013 21:01 62.5	30/10/2013 22:01 63.5	2/11/2013 19:06 63.0	3/11/2013 12:11 63.4	3/11/2013 21:16 62.3	5/11/2013 22:21 62.9			
28/10/2013 21:06 63.3	30/10/2013 22:06 62.5	2/11/2013 19:11 67.9	3/11/2013 12:16 63.0	3/11/2013 21:21 62.0	5/11/2013 22:26 64.1			
28/10/2013 21:11 62.2	30/10/2013 22:11 63.1	2/11/2013 19:16 62.8	3/11/2013 12:21 63.6	3/11/2013 21:26 62.1	5/11/2013 22:31 63.7			
28/10/2013 21:16 62.6	30/10/2013 22:16 63.1	2/11/2013 19:21 62.9	3/11/2013 12:26 63.0	3/11/2013 21:31 62.3	5/11/2013 22:36 62.5			
28/10/2013 21:21 62.9	30/10/2013 22:21 62.2	2/11/2013 19:26 64.1	3/11/2013 12:31 63.3	3/11/2013 21:36 61.3	5/11/2013 22:41 62.3			
28/10/2013 21:26 62.7	30/10/2013 22:26 62.7	2/11/2013 19:31 64.4	3/11/2013 12:36 63.1	3/11/2013 21:41 62.5	5/11/2013 22:46 61.8			
28/10/2013 21:31 63.2	30/10/2013 22:31 61.9	2/11/2013 19:36 62.9	3/11/2013 12:41 63.0	3/11/2013 21:46 62.9	5/11/2013 22:51 62.2			
28/10/2013 21:36 62.3	30/10/2013 22:36 62.8	2/11/2013 19:41 62.9	3/11/2013 12:46 62.9	3/11/2013 21:51 62.3	5/11/2013 22:56 62.3			
28/10/2013 21:41 63.0	30/10/2013 22:41 61.6	2/11/2013 19:46 62.7	3/11/2013 12:51 63.0	3/11/2013 21:56 62.6	6/11/2013 19:01 64.1			
28/10/2013 21:46 63.2	30/10/2013 22:46 62.9	2/11/2013 19:51 62.7	3/11/2013 12:56 62.8	3/11/2013 22:01 62.0	6/11/2013 19:06 64.0			
28/10/2013 21:51 63.0	30/10/2013 22:51 62.8	2/11/2013 19:56 62.4	3/11/2013 13:01 63.0	3/11/2013 22:06 61.5	6/11/2013 19:11 64.1			
28/10/2013 21:56 62.6	30/10/2013 22:56 62.1	2/11/2013 20:01 62.7	3/11/2013 13:06 64.1	3/11/2013 22:11 61.7	6/11/2013 19:16 63.9			
28/10/2013 22:01 61.9	31/10/2013 19:01 62.5	2/11/2013 20:06 62.5	3/11/2013 13:11 63.1	3/11/2013 22:16 62.4	6/11/2013 19:21 64.4			
28/10/2013 22:06 62.3	31/10/2013 19:06 62.2	2/11/2013 20:11 62.3	3/11/2013 13:16 63.3	3/11/2013 22:21 62.4	6/11/2013 19:26 64.0			
28/10/2013 22:11 62.7	31/10/2013 19:11 62.0	2/11/2013 20:16 62.5	3/11/2013 13:21 62.6	3/11/2013 22:26 61.7	6/11/2013 19:31 64.5			
28/10/2013 22:16 62.3	31/10/2013 19:16 61.6	2/11/2013 20:21 61.3	3/11/2013 13:26 62.4	3/11/2013 22:31 62.3	6/11/2013 19:36 63.8			
28/10/2013 22:21 63.3	31/10/2013 19:21 62.7	2/11/2013 20:26 62.4	3/11/2013 13:31 62.9	3/11/2013 22:36 62.5	6/11/2013 19:41 64.3			
28/10/2013 22:26 62.5	31/10/2013 19:26 63.9	2/11/2013 20:31 62.7	3/11/2013 13:36 63.1	3/11/2013 22:41 61.5	6/11/2013 19:46 63.9			
28/10/2013 22:31 63.1	31/10/2013 19:31 63.6	2/11/2013 20:36 62.3	3/11/2013 13:41 63.2	3/11/2013 22:46 61.7	6/11/2013 19:51 63.3			
28/10/2013 22:36 62.3	31/10/2013 19:36 64.4	2/11/2013 20:41 62.0	3/11/2013 13:46 62.9	3/11/2013 22:51 61.2	6/11/2013 19:56 64.1			
28/10/2013 22:41 63.0	31/10/2013 19:41 63.5	2/11/2013 20:46 62.4	3/11/2013 13:51 63.1	3/11/2013 22:56 61.6	6/11/2013 20:01 64.3			
28/10/2013 22:46 62.0	31/10/2013 19:46 63.7	2/11/2013 20:51 62.4	3/11/2013 13:56 63.3	4/11/2013 19:01 62.3	6/11/2013 20:06 63.4			
28/10/2013 22:51 62.9	31/10/2013 19:51 64.0	2/11/2013 20:56 62.5	3/11/2013 14:01 63.8	4/11/2013 19:06 63.5	6/11/2013 20:11 64.2			
28/10/2013 22:56 62.5	31/10/2013 19:56 63.4	2/11/2013 21:01 62.6	3/11/2013 14:06 64.1	4/11/2013 19:11 63.4	6/11/2013 20:16 64.0			
29/10/2013 19:01 64.2	31/10/2013 20:01 63.7	2/11/2013 21:06 62.1	3/11/2013 14:11 63.0	4/11/2013 19:16 64.7	6/11/2013 20:21 63.9			
29/10/2013 19:06 64.0	31/10/2013 20:06 63.2	2/11/2013 21:11 62.2	3/11/2013 14:16 63.1	4/11/2013 19:21 63.7	6/11/2013 20:26 63.6			
29/10/2013 19:11 64.6	31/10/2013 20:11 63.0	2/11/2013 21:16 62.0	3/11/2013 14:21 63.0	4/11/2013 19:26 63.2	6/11/2013 20:31 64.5			
29/10/2013 19:16 64.3	31/10/2013 20:16 62.7	2/11/2013 21:21 61.9	3/11/2013 14:26 64.1	4/11/2013 19:31 63.4	6/11/2013 20:36 65.0			
29/10/2013 19:21 64.7	31/10/2013 20:21 63.0	2/11/2013 21:26 61.7	3/11/2013 14:31 63.2	4/11/2013 19:36 63.0	6/11/2013 20:41 63.7			
29/10/2013 19:26 64.2	31/10/2013 20:26 63.3	2/11/2013 21:31 61.6	3/11/2013 14:36 63.2	4/11/2013 19:41 62.9	6/11/2013 20:46 63.3			
29/10/2013 19:31 63.2	31/10/2013 20:31 62.7	2/11/2013 21:36 61.4	3/11/2013 14:41 63.5	4/11/2013 19:46 62.8	6/11/2013 20:51 63.6			
29/10/2013 19:36 64.1	31/10/2013 20:36 62.6	2/11/2013 21:41 62.5	3/11/2013 14:46 64.5	4/11/2013 19:51 63.2	6/11/2013 20:56 63.1			
29/10/2013 19:41 64.4	31/10/2013 20:41 63.1	2/11/2013 21:46 64.1	3/11/2013 14:51 63.4	4/11/2013 19:56 62.7	6/11/2013 21:01 63.1			
29/10/2013 19:46 63.8	31/10/2013 20:46 62.7	2/11/2013 21:51 61.9	3/11/2013 14:56 63.3	4/11/2013 20:01 63.7	6/11/2013 21:06 63.5			
29/10/2013 19:51 63.3	31/10/2013 20:51 63.1	2/11/2013 21:56 61.8	3/11/2013 15:01 63.2	4/11/2013 20:06 64.0	6/11/2013 21:11 62.9			
29/10/2013 19:56 64.0	31/10/2013 20:56 63.1	2/11/2013 22:01 61.7	3/11/2013 15:06 63.2	4/11/2013 20:11 63.4	6/11/2013 21:16 63.2			
29/10/2013 20:01 64.1	31/10/2013 21:01 62.6	2/11/2013 22:06 61.2	3/11/2013 15:11 63.3	4/11/2013 20:16 63.0	6/11/2013 21:21 63.3			
29/10/2013 20:06 63.7	31/10/2013 21:06 62.4	2/11/2013 22:11 61.5	3/11/2013 15:16 63.4	4/11/2013 20:21 63.5	6/11/2013 21:26 64.2			
29/10/2013 20:11 63.5	31/10/2013 21:11 62.3	2/11/2013 22:16 61.9	3/11/2013 15:21 62.9	4/11/2013 20:26 64.1	6/11/2013 21:31 63.3			
29/10/2013 20:16 64.0	31/10/2013 21:16 62.7	2/11/2013 22:21 62.0	3/11/2013 15:26 63.5	4/11/2013 20:31 64.6	6/11/2013 21:36 64.1			
29/10/2013 20:21 63.4	31/10/2013 21:21 64.1	2/11/2013 22:26 61.8	3/11/2013 15:31 63.7	4/11/2013 20:36 65.2	6/11/2013 21:41 63.5			
29/10/2013 20:26 63.4	31/10/2013 21:26 64.4	2/11/2013 22:31 61.7	3/11/2013 15:36 63.2	4/11/2013 20:41 65.1	6/11/2013 21:46 63.7			
29/10/2013 20:31 61.6	31/10/2013 21:31 63.0	2/11/2013 22:36 64.6	3/11/2013 15:41 63.7	4/11/2013 20:46 65.3	6/11/2013 21:51 63.6			
29/10/2013 20:36 63.8	31/10/2013 21:36 63.2	2/11/2013 22:41 61.8	3/11/2013 15:46 63.2	4/11/2013 20:51 65.0	6/11/2013 21:56 63.1			
29/10/2013 20:41 63.3	31/10/2013 21:41 63.1	2/11/2013 22:46 62.3	3/11/2013 15:51 62.6	4/11/2013 20:56 65.0	6/11/2013 22:01 63.7			
29/10/2013 20:46 63.8	31/10/2013 21:46 63.5	2/11/2013 22:51 61.5	3/11/2013 15:56 63.4	4/11/2013 21:01 64.6	6/11/2013 22:06 63.3			
29/10/2013 20:51 62.9	31/10/2013 21:51 63.0	2/11/2013 22:56 61.9	3/11/2013 16:01 63.3	4/11/2013 21:06 64.8	6/11/2013 22:11 63.3			
29/10/2013 20:56 62.6	31/10/2013 21:56 63.4	3/11/2013 7:01 58.3	3/11/2013 16					

Real-time Noise Data	RTN2a (Hong Kong Electric Centre)				
7/11/2013 21:11 64.4	9/11/2013 22:16 63.0	10/11/2013 15:21 62.0	11/11/2013 20:26 68.3	13/11/2013 21:31 64.1	15/11/2013 22:36 63.2
7/11/2013 21:16 63.2	9/11/2013 22:21 62.7	10/11/2013 15:26 62.4	11/11/2013 20:31 67.1	13/11/2013 21:36 63.8	15/11/2013 22:41 63.8
7/11/2013 21:21 63.4	9/11/2013 22:26 62.3	10/11/2013 15:31 61.3	11/11/2013 20:36 64.3	13/11/2013 21:41 63.7	15/11/2013 22:46 64.0
7/11/2013 21:26 63.4	9/11/2013 22:31 62.4	10/11/2013 15:36 61.4	11/11/2013 20:41 65.0	13/11/2013 21:46 63.6	15/11/2013 22:51 63.6
7/11/2013 21:31 63.1	9/11/2013 22:36 62.7	10/11/2013 15:41 62.4	11/11/2013 20:46 66.0	13/11/2013 21:51 64.2	15/11/2013 22:56 63.3
7/11/2013 21:36 63.1	9/11/2013 22:41 63.6	10/11/2013 15:46 62.1	11/11/2013 20:51 68.6	13/11/2013 21:56 63.8	16/11/2013 19:01 63.0
7/11/2013 21:41 63.8	9/11/2013 22:46 62.6	10/11/2013 15:51 62.5	11/11/2013 20:56 64.9	13/11/2013 22:01 63.3	16/11/2013 19:06 62.6
7/11/2013 21:46 63.3	9/11/2013 22:51 62.1	10/11/2013 15:56 63.7	11/11/2013 21:01 64.0	13/11/2013 22:06 64.1	16/11/2013 19:11 62.8
7/11/2013 21:51 63.1	9/11/2013 22:56 62.6	10/11/2013 16:01 61.7	11/11/2013 21:06 65.0	13/11/2013 22:11 63.9	16/11/2013 19:16 62.9
7/11/2013 21:56 63.0	10/11/2013 7:01 61.3	10/11/2013 16:06 61.7	11/11/2013 21:11 65.1	13/11/2013 22:16 63.9	16/11/2013 19:21 63.0
7/11/2013 22:01 63.5	10/11/2013 7:06 59.6	10/11/2013 16:11 62.8	11/11/2013 21:16 64.8	13/11/2013 22:21 64.0	16/11/2013 19:26 62.6
7/11/2013 22:06 63.3	10/11/2013 7:11 60.2	10/11/2013 16:16 61.4	11/11/2013 21:21 65.1	13/11/2013 22:26 64.1	16/11/2013 19:31 62.7
7/11/2013 22:11 63.9	10/11/2013 7:16 60.4	10/11/2013 16:21 61.7	11/11/2013 21:26 64.3	13/11/2013 22:31 64.2	16/11/2013 19:36 63.5
7/11/2013 22:16 63.7	10/11/2013 7:21 61.3	10/11/2013 16:26 61.7	11/11/2013 21:31 64.9	13/11/2013 22:36 63.6	16/11/2013 19:41 63.7
7/11/2013 22:21 64.1	10/11/2013 7:26 61.3	10/11/2013 16:31 61.0	11/11/2013 21:36 65.1	13/11/2013 22:41 64.2	16/11/2013 19:46 63.4
7/11/2013 22:26 63.9	10/11/2013 7:31 61.3	10/11/2013 16:36 61.9	11/11/2013 21:41 64.9	13/11/2013 22:46 63.6	16/11/2013 19:51 64.1
7/11/2013 22:31 63.3	10/11/2013 7:36 61.0	10/11/2013 16:41 62.0	11/11/2013 21:46 65.0	13/11/2013 22:51 63.1	16/11/2013 19:56 63.4
7/11/2013 22:36 63.6	10/11/2013 7:41 60.6	10/11/2013 16:46 61.2	11/11/2013 21:51 64.5	13/11/2013 22:56 63.7	16/11/2013 20:01 63.5
7/11/2013 22:41 63.9	10/11/2013 7:46 61.7	10/11/2013 16:51 60.8	11/11/2013 21:56 66.6	14/11/2013 19:01 62.7	16/11/2013 20:06 63.0
7/11/2013 22:46 62.6	10/11/2013 7:51 62.2	10/11/2013 16:56 61.2	11/11/2013 22:01 68.2	14/11/2013 19:06 63.3	16/11/2013 20:11 62.9
7/11/2013 22:51 62.8	10/11/2013 7:56 62.1	10/11/2013 17:01 61.9	11/11/2013 22:06 64.1	14/11/2013 19:11 63.3	16/11/2013 20:16 63.0
7/11/2013 22:56 63.8	10/11/2013 8:01 61.7	10/11/2013 17:06 60.9	11/11/2013 22:11 63.5	14/11/2013 19:16 63.6	16/11/2013 20:21 63.1
8/11/2013 19:01 64.3	10/11/2013 8:06 61.4	10/11/2013 17:11 61.4	11/11/2013 22:16 64.8	14/11/2013 19:21 63.3	16/11/2013 20:26 63.6
8/11/2013 19:06 64.2	10/11/2013 8:11 62.7	10/11/2013 17:16 60.3	11/11/2013 22:21 64.8	14/11/2013 19:26 63.8	16/11/2013 20:31 64.9
8/11/2013 19:11 63.3	10/11/2013 8:16 61.8	10/11/2013 17:21 60.7	11/11/2013 22:26 64.5	14/11/2013 19:31 63.4	16/11/2013 20:36 63.4
8/11/2013 19:16 64.0	10/11/2013 8:21 67.4	10/11/2013 17:26 60.7	11/11/2013 22:31 65.5	14/11/2013 19:36 64.6	16/11/2013 20:41 63.5
8/11/2013 19:21 62.9	10/11/2013 8:26 63.3	10/11/2013 17:31 61.6	11/11/2013 22:36 65.9	14/11/2013 19:41 63.4	16/11/2013 20:46 63.4
8/11/2013 19:26 62.8	10/11/2013 8:31 62.9	10/11/2013 17:36 60.9	11/11/2013 22:41 65.4	14/11/2013 19:46 64.0	16/11/2013 20:51 62.4
8/11/2013 19:31 64.3	10/11/2013 8:36 62.7	10/11/2013 17:41 61.0	11/11/2013 22:46 63.7	14/11/2013 19:51 64.1	16/11/2013 20:56 63.5
8/11/2013 19:36 63.8	10/11/2013 8:41 62.9	10/11/2013 17:46 60.5	11/11/2013 22:51 62.9	14/11/2013 19:56 64.8	16/11/2013 21:01 62.6
8/11/2013 19:41 63.8	10/11/2013 8:46 62.8	10/11/2013 17:51 60.7	11/11/2013 22:56 63.0	14/11/2013 20:01 64.2	16/11/2013 21:06 62.2
8/11/2013 19:46 64.7	10/11/2013 8:51 62.6	10/11/2013 17:56 59.0	12/11/2013 19:01 63.2	14/11/2013 20:06 64.2	16/11/2013 21:11 63.9
8/11/2013 19:51 64.2	10/11/2013 8:56 63.3	10/11/2013 18:01 60.4	12/11/2013 19:06 62.9	14/11/2013 20:11 64.2	16/11/2013 21:16 62.1
8/11/2013 19:56 64.0	10/11/2013 9:01 63.1	10/11/2013 18:06 61.6	12/11/2013 19:11 63.3	14/11/2013 20:16 64.5	16/11/2013 21:21 62.3
8/11/2013 20:01 64.5	10/11/2013 9:06 62.7	10/11/2013 18:11 63.9	12/11/2013 19:16 63.7	14/11/2013 20:21 63.9	16/11/2013 21:26 62.9
8/11/2013 20:06 63.8	10/11/2013 9:11 63.0	10/11/2013 18:16 63.9	12/11/2013 19:21 64.2	14/11/2013 20:26 65.7	16/11/2013 21:31 63.5
8/11/2013 20:11 63.8	10/11/2013 9:16 63.1	10/11/2013 18:21 64.6	12/11/2013 19:26 64.2	14/11/2013 20:31 64.2	16/11/2013 21:36 63.4
8/11/2013 20:16 64.2	10/11/2013 9:21 62.9	10/11/2013 18:26 64.2	12/11/2013 19:31 65.1	14/11/2013 20:36 64.9	16/11/2013 21:41 63.2
8/11/2013 20:21 63.6	10/11/2013 9:26 63.5	10/11/2013 18:31 64.8	12/11/2013 19:36 65.3	14/11/2013 20:41 64.0	16/11/2013 21:46 63.2
8/11/2013 20:26 64.5	10/11/2013 9:31 62.4	10/11/2013 18:36 65.3	12/11/2013 19:41 65.8	14/11/2013 20:46 64.7	16/11/2013 21:51 62.7
8/11/2013 20:31 65.0	10/11/2013 9:36 62.8	10/11/2013 18:41 64.9	12/11/2013 19:46 65.7	14/11/2013 20:51 64.1	16/11/2013 21:56 63.1
8/11/2013 20:36 63.9	10/11/2013 9:41 65.0	10/11/2013 18:46 64.0	12/11/2013 19:51 65.8	14/11/2013 20:56 63.5	16/11/2013 22:01 63.0
8/11/2013 20:41 63.9	10/11/2013 9:46 62.5	10/11/2013 18:51 64.4	12/11/2013 19:56 65.8	14/11/2013 21:01 64.3	16/11/2013 22:06 62.6
8/11/2013 20:46 63.5	10/11/2013 9:51 62.6	10/11/2013 18:56 64.5	12/11/2013 20:01 66.4	14/11/2013 21:06 63.8	16/11/2013 22:11 63.0
8/11/2013 20:51 63.4	10/11/2013 9:56 63.0	10/11/2013 19:01 64.0	12/11/2013 20:06 66.9	14/11/2013 21:11 63.6	16/11/2013 22:16 62.9
8/11/2013 20:56 63.9	10/11/2013 10:01 63.8	10/11/2013 19:06 64.1	12/11/2013 20:11 66.6	14/11/2013 21:16 64.1	16/11/2013 22:21 63.0
8/11/2013 21:01 62.4	10/11/2013 10:06 63.6	10/11/2013 19:11 64.1	12/11/2013 20:16 66.9	14/11/2013 21:21 64.0	16/11/2013 22:26 63.0
8/11/2013 21:06 60.9	10/11/2013 10:11 63.4	10/11/2013 19:16 63.6	12/11/2013 20:21 65.8	14/11/2013 21:26 64.8	16/11/2013 22:31 63.0
8/11/2013 21:11 61.9	10/11/2013 10:16 64.2	10/11/2013 19:21 63.5	12/11/2013 20:26 66.2	14/11/2013 21:31 64.5	16/11/2013 22:36 63.5
8/11/2013 21:16 63.2	10/11/2013 10:21 64.0	10/11/2013 19:26 63.4	12/11/2013 20:31 66.2	14/11/2013 21:36 64.2	16/11/2013 22:41 63.5
8/11/2013 21:21 63.3	10/11/2013 10:26 63.6	10/11/2013 19:31 63.7	12/11/2013 20:36 66.6	14/11/2013 21:41 65.2	16/11/2013 22:46 62.7
8/11/2013 21:26 63.5	10/11/2013 10:31 61.5	10/11/2013 19:36 63.1	12/11/2013 20:41 65.8	14/11/2013 21:46 65.0	16/11/2013 22:51 63.6
8/11/2013 21:31 63.5	10/11/2013 10:36 62.8	10/11/2013 19:41 63.8	12/11/2013 20:46 65.1	14/11/2013 21:51 65.0	16/11/2013 22:56 63.3
8/11/2013 21:36 63.6	10/11/2013 10:41 71.8	10/11/2013 19:46 63.3	12/11/2013 20:51 65.2	14/11/2013 21:56 64.7	17/11/2013 7:01 58.8
8/11/2013 21:41 62.8	10/11/2013 10:46 60.9	10/11/2013 19:51 63.7	12/11/2013 20:56 64.6	14/11/2013 22:01 63.8	17/11/2013 7:06 61.8
8/11/2013 21:46 62.9	10/11/2013 10:51 63.8	10/11/2013 19:56 63.2	12/11/2013 21:01 64.7	14/11/2013 22:06 64.2	17/11/2013 7:11 54.4
8/11/2013 21:51 62.5	10/11/2013 10:56 63.3	10/11/2013 20:01 63.7	12/11/2013 21:06 65.2	14/11/2013 22:11 63.7	17/11/2013 7:16 61.8
8/11/2013 21:56 62.7	10/11/2013 11:01 60.9	10/11/2013 20:06 63.6	12/11/2013 21:11 65.5	14/11/2013 22:16 64.2	17/11/2013 7:21 58.4
8/11/2013 22:01 62.8	10/11/2013 11:06 60.0	10/11/2013 20:11 63.4	12/11/2013 21:16 65.6	14/11/2013 22:21 64.3	17/11/2013 7:26 60.7
8/11/2013 22:06 63.1	10/11/2013 11:11 60.9	10/11/2013 20:16 64.7	12/11/2013 21:21 65.6	14/11/2013 22:26 64.0	17/11/2013 7:31 58.8
8/11/2013 22:11 63.2	10/11/2013 11:16 61.0	10/11/2013 20:21 63.6	12/11/2013 21:26 65.4	14/11/2013 22:31 64.2	17/11/2013 7:36 59.6
8/11/2013 22:16 63.1	10/11/2013 11:21 61.6	10/11/2013 20:26 63.4	12/11/2013 21:31 65.1	14/11/2013 22:36 64.2	17/11/2013 7:41 60.0
8/11/2013 22:21 62.0	10/11/2013 11:26 62.8	10/11/2013 20:31 63.9	12/11/2013 21:36 65.0	14/11/2013 22:41 64.0	17/11/2013 7:46 60.3
8/11/2013 22:26 63.6	10/11/2013 11:31 63.5	10/11/2013 20:36 63.7	12/11/2013 21:41 65.3	14/11/2013 22:46 64.5	17/11/2013 7:51 60.2
8/11/2013 22:31 63.2	10/11/2013 11:36 63.7	10/11/2013 20:41 63.1	12/11/2013 21:46 64.8	14/11/2013 22:51 64.4	17/11/2013 7:56 59.1
8/11/2013 22:36 63.1	10/11/2013 11:41 62.8	10/11/2013 20:46 63.5	12/11/2013 21:51 65.0	14/11/2013 22:56 63.6	17/11/2013 8:01 59.2
8/11/2013 22:41 63.7	10/11/2013 11:46 62.3	10/11/2013 20:51 62.8	12/11/2013 21:56 64.6	15/11/2013 19:01 61.9	17/11/2013 8:06 59.2
8/11/2013 22:46 63.9	10/11/2013 11:51 63.5	10/11/2013 20:56 63.3	12/11/2013 22:01 65.3	15/11/2013 19:06 62.9	17/11/2013 8:11 60.6
8/11/2013 22:51 62.9	10/11/2013 11:56 62.5	10/11/2013 21:01 63.4	12/11/2013 22:06 64.8	15/11/2013 19:11 62.6	17/11/2013 8:16 61.6
8/11/2013 22:56 61.6	10/11/2013 12:01 61.7	10/11/2013 21:06 63.5	12/11/2013 22:11 64.8	15/11/2013 19:16 63.9	17/11/2013 8:21 61.1
9/11/2013 19:01 62.7	10/11/2013 12:06 62.8	10/11/2013 21:11 63.5	12/11/2013 22:16 65.7	15/11/2013 19:21 62.3	17/11/2013 8:26 61.6
9/11/2013 19:06 61.9	10/11/2013 12:11 62.4	10/11/2013 21:16 63.4	12/11/2013 22:21 65.7	15/11/2013 19:26 62.8	17/11/2013 8:31 60.4
9/11/2013 19:11 62.6	10/11/2013 12:16 62.7	10/11/2013 21:21 63.2	12/11/2013 22:26 65.7	15/11/2013 19:31 63.1	17/11/2013 8:36 62.1
9/11/2013 19:16 61.7	10/11/2013 12:21 62.6	10/11/2013 21:26 63.2	12/11/2013 22:31 65.6	15/11/2013 19:36 65.2	17/11/2013 8:41 61.0
9/11/2013 19:21 61.3	10/11/2013 12:26 62.7	10/11/2013 21:31 63.2	12/11/2013 22:36 66.2	15/11/2013 19:41 62.7	17/11/2013 8:46 61.3
9/11/2013 19:26 61.3	10/11/2013 12:31 62.5	10/11/2013 21:36 63.5	12/11/2013 22:41 65.0	15/11/2013 19:46 63.6	17/11/2013 8:51 61.8
9/11/2013 19:31 62.3	10/11/2013 12:36 63.0	10/11/2013 21:41 63.0	12/11/2013 22:46 65.5	15/11/2013 19:51 64.4	17/11/2013 8:56 57.9
9/11/2013 19:36 62.0	10/11/2				



Real-time Noise Data	RTN2a (Hong Kong Electric Centre)				
17/11/2013 11:41 61.6	17/11/2013 20:46 61.9	19/11/2013 21:51 61.6	21/11/2013 22:56 61.3	24/11/2013 8:01 58.7	24/11/2013 17:06 62.8
17/11/2013 11:46 62.0	17/11/2013 20:51 61.9	19/11/2013 21:56 62.0	22/11/2013 19:01 62.9	24/11/2013 8:06 60.1	24/11/2013 17:11 64.4
17/11/2013 11:51 60.5	17/11/2013 20:56 62.0	19/11/2013 22:01 61.8	22/11/2013 19:06 63.2	24/11/2013 8:11 62.8	24/11/2013 17:16 64.5
17/11/2013 11:56 61.0	17/11/2013 21:01 63.0	19/11/2013 22:06 62.7	22/11/2013 19:11 62.1	24/11/2013 8:16 61.1	24/11/2013 17:21 64.3
17/11/2013 12:01 61.1	17/11/2013 21:06 62.3	19/11/2013 22:11 61.4	22/11/2013 19:16 62.2	24/11/2013 8:21 62.6	24/11/2013 17:26 64.7
17/11/2013 12:06 62.1	17/11/2013 21:11 62.6	19/11/2013 22:16 61.9	22/11/2013 19:21 63.1	24/11/2013 8:26 63.6	24/11/2013 17:31 65.1
17/11/2013 12:11 61.5	17/11/2013 21:16 62.8	19/11/2013 22:21 61.4	22/11/2013 19:26 64.1	24/11/2013 8:31 63.1	24/11/2013 17:36 63.4
17/11/2013 12:16 61.7	17/11/2013 21:21 62.8	19/11/2013 22:26 62.6	22/11/2013 19:31 64.4	24/11/2013 8:36 64.6	24/11/2013 17:41 63.9
17/11/2013 12:21 61.5	17/11/2013 21:26 62.3	19/11/2013 22:31 61.2	22/11/2013 19:36 64.3	24/11/2013 8:41 63.7	24/11/2013 17:46 63.3
17/11/2013 12:26 60.9	17/11/2013 21:31 62.6	19/11/2013 22:36 61.4	22/11/2013 19:41 64.2	24/11/2013 8:46 63.9	24/11/2013 17:51 64.2
17/11/2013 12:31 60.9	17/11/2013 21:36 62.7	19/11/2013 22:41 61.6	22/11/2013 19:46 64.8	24/11/2013 8:51 63.1	24/11/2013 17:56 63.5
17/11/2013 12:36 60.4	17/11/2013 21:41 62.9	19/11/2013 22:46 61.4	22/11/2013 19:51 65.2	24/11/2013 8:56 63.5	24/11/2013 18:01 63.1
17/11/2013 12:41 61.8	17/11/2013 21:46 62.8	19/11/2013 22:51 60.5	22/11/2013 19:56 63.9	24/11/2013 9:01 63.2	24/11/2013 18:06 66.2
17/11/2013 12:46 61.1	17/11/2013 21:51 64.2	19/11/2013 22:56 61.3	22/11/2013 20:01 64.8	24/11/2013 9:06 63.6	24/11/2013 18:11 68.4
17/11/2013 12:51 62.1	17/11/2013 21:56 63.7	20/11/2013 19:01 63.4	22/11/2013 20:06 64.9	24/11/2013 9:11 63.0	24/11/2013 18:16 66.2
17/11/2013 12:56 61.4	17/11/2013 22:01 62.3	20/11/2013 19:06 62.9	22/11/2013 20:11 64.0	24/11/2013 9:16 64.1	24/11/2013 18:21 66.1
17/11/2013 13:01 61.3	17/11/2013 22:06 63.2	20/11/2013 19:11 62.6	22/11/2013 20:16 64.6	24/11/2013 9:21 62.8	24/11/2013 18:26 66.7
17/11/2013 13:06 62.4	17/11/2013 22:11 63.5	20/11/2013 19:16 62.6	22/11/2013 20:21 64.5	24/11/2013 9:26 63.6	24/11/2013 18:31 66.7
17/11/2013 13:11 62.0	17/11/2013 22:16 62.5	20/11/2013 19:21 62.8	22/11/2013 20:26 63.7	24/11/2013 9:31 64.0	24/11/2013 18:36 67.1
17/11/2013 13:16 63.8	17/11/2013 22:21 64.4	20/11/2013 19:26 63.1	22/11/2013 20:31 64.7	24/11/2013 9:36 62.9	24/11/2013 18:41 66.7
17/11/2013 13:21 61.8	17/11/2013 22:26 62.6	20/11/2013 19:31 63.2	22/11/2013 20:36 64.6	24/11/2013 9:41 62.8	24/11/2013 18:46 66.4
17/11/2013 13:26 62.2	17/11/2013 22:31 62.2	20/11/2013 19:36 63.3	22/11/2013 20:41 66.7	24/11/2013 9:46 62.6	24/11/2013 18:51 65.7
17/11/2013 13:31 61.5	17/11/2013 22:36 62.1	20/11/2013 19:41 62.9	22/11/2013 20:46 65.6	24/11/2013 9:51 63.4	24/11/2013 18:56 65.7
17/11/2013 13:36 62.0	17/11/2013 22:41 61.6	20/11/2013 19:46 63.8	22/11/2013 20:51 63.4	24/11/2013 9:56 63.1	24/11/2013 19:01 65.3
17/11/2013 13:41 61.0	17/11/2013 22:46 62.5	20/11/2013 19:51 63.0	22/11/2013 20:56 63.7	24/11/2013 10:01 63.3	24/11/2013 19:06 65.1
17/11/2013 13:46 60.8	17/11/2013 22:51 63.6	20/11/2013 19:56 60.0	22/11/2013 21:01 63.1	24/11/2013 10:06 62.9	24/11/2013 19:11 65.0
17/11/2013 13:51 61.2	17/11/2013 22:56 63.0	20/11/2013 20:01 63.7	22/11/2013 21:06 63.5	24/11/2013 10:11 62.8	24/11/2013 19:16 64.9
17/11/2013 13:56 61.6	18/11/2013 19:01 64.8	20/11/2013 20:06 64.7	22/11/2013 21:11 63.9	24/11/2013 10:16 63.1	24/11/2013 19:21 65.0
17/11/2013 14:01 63.9	18/11/2013 19:06 64.8	20/11/2013 20:11 63.7	22/11/2013 21:16 63.4	24/11/2013 10:21 62.5	24/11/2013 19:26 65.2
17/11/2013 14:06 60.9	18/11/2013 19:11 64.9	20/11/2013 20:16 62.4	22/11/2013 21:21 63.7	24/11/2013 10:26 62.7	24/11/2013 19:31 65.0
17/11/2013 14:11 61.8	18/11/2013 19:16 64.5	20/11/2013 20:21 62.1	22/11/2013 21:26 63.7	24/11/2013 10:31 62.8	24/11/2013 19:36 64.5
17/11/2013 14:16 61.7	18/11/2013 19:21 64.3	20/11/2013 20:26 62.3	22/11/2013 21:31 63.9	24/11/2013 10:36 63.2	24/11/2013 19:41 65.2
17/11/2013 14:21 61.7	18/11/2013 19:26 64.2	20/11/2013 20:31 62.1	22/11/2013 21:36 64.4	24/11/2013 10:41 63.0	24/11/2013 19:46 65.2
17/11/2013 14:26 61.2	18/11/2013 19:31 63.8	20/11/2013 20:36 62.6	22/11/2013 21:41 63.6	24/11/2013 10:46 63.6	24/11/2013 19:51 64.8
17/11/2013 14:31 62.0	18/11/2013 19:36 64.0	20/11/2013 20:41 61.7	22/11/2013 21:46 64.3	24/11/2013 10:51 63.5	24/11/2013 19:56 64.9
17/11/2013 14:36 61.0	18/11/2013 19:41 63.9	20/11/2013 20:46 62.0	22/11/2013 21:51 62.8	24/11/2013 10:56 63.9	24/11/2013 20:01 64.5
17/11/2013 14:41 61.2	18/11/2013 19:46 64.3	20/11/2013 20:51 61.6	22/11/2013 21:56 61.5	24/11/2013 11:01 63.0	24/11/2013 20:06 65.3
17/11/2013 14:46 61.8	18/11/2013 19:51 63.3	20/11/2013 20:56 61.0	22/11/2013 22:01 61.5	24/11/2013 11:06 62.6	24/11/2013 20:11 64.6
17/11/2013 14:51 61.6	18/11/2013 19:56 64.7	20/11/2013 21:01 61.8	22/11/2013 22:06 61.9	24/11/2013 11:11 63.7	24/11/2013 20:16 65.2
17/11/2013 14:56 60.4	18/11/2013 20:01 64.6	20/11/2013 21:06 63.1	22/11/2013 22:11 62.2	24/11/2013 11:16 61.2	24/11/2013 20:21 65.0
17/11/2013 15:01 61.4	18/11/2013 20:06 64.6	20/11/2013 21:11 61.5	22/11/2013 22:16 61.7	24/11/2013 11:21 59.7	24/11/2013 20:26 65.3
17/11/2013 15:06 61.7	18/11/2013 20:11 65.8	20/11/2013 21:16 61.2	22/11/2013 22:21 61.9	24/11/2013 11:26 61.7	24/11/2013 20:31 65.5
17/11/2013 15:11 62.7	18/11/2013 20:16 64.1	20/11/2013 21:21 65.5	22/11/2013 22:26 62.2	24/11/2013 11:31 63.1	24/11/2013 20:36 64.9
17/11/2013 15:16 61.9	18/11/2013 20:21 64.7	20/11/2013 21:26 60.9	22/11/2013 22:31 61.9	24/11/2013 11:36 61.4	24/11/2013 20:41 65.3
17/11/2013 15:21 62.4	18/11/2013 20:26 64.1	20/11/2013 21:31 61.5	22/11/2013 22:36 62.5	24/11/2013 11:41 62.1	24/11/2013 20:46 65.0
17/11/2013 15:26 61.7	18/11/2013 20:31 63.7	20/11/2013 21:36 60.7	22/11/2013 22:41 63.7	24/11/2013 11:46 60.8	24/11/2013 20:51 65.5
17/11/2013 15:31 61.3	18/11/2013 20:36 63.8	20/11/2013 21:41 61.5	22/11/2013 22:46 64.7	24/11/2013 11:51 60.1	24/11/2013 20:56 65.2
17/11/2013 15:36 61.1	18/11/2013 20:41 63.4	20/11/2013 21:46 61.7	22/11/2013 22:51 63.4	24/11/2013 11:56 62.0	24/11/2013 21:01 65.4
17/11/2013 15:41 60.7	18/11/2013 20:46 63.4	20/11/2013 21:51 62.1	22/11/2013 22:56 64.1	24/11/2013 12:01 62.1	24/11/2013 21:06 65.5
17/11/2013 15:46 62.1	18/11/2013 20:51 63.7	20/11/2013 21:56 61.5	23/11/2013 19:01 64.4	24/11/2013 12:06 61.3	24/11/2013 21:11 65.6
17/11/2013 15:51 60.4	18/11/2013 20:56 62.6	20/11/2013 22:01 60.4	23/11/2013 19:06 64.7	24/11/2013 12:11 61.6	24/11/2013 21:16 64.7
17/11/2013 15:56 60.4	18/11/2013 21:01 62.8	20/11/2013 22:06 61.2	23/11/2013 19:11 63.3	24/11/2013 12:16 61.7	24/11/2013 21:21 64.7
17/11/2013 16:01 60.7	18/11/2013 21:06 63.5	20/11/2013 22:11 61.4	23/11/2013 19:16 63.3	24/11/2013 12:21 60.2	24/11/2013 21:26 65.2
17/11/2013 16:06 61.1	18/11/2013 21:11 63.3	20/11/2013 22:16 61.0	23/11/2013 19:21 63.5	24/11/2013 12:26 62.1	24/11/2013 21:31 65.2
17/11/2013 16:11 60.6	18/11/2013 21:16 63.5	20/11/2013 22:21 61.4	23/11/2013 19:26 63.0	24/11/2013 12:31 61.7	24/11/2013 21:36 64.8
17/11/2013 16:16 59.8	18/11/2013 21:21 63.6	20/11/2013 22:26 61.3	23/11/2013 19:31 63.5	24/11/2013 12:36 62.0	24/11/2013 21:41 65.7
17/11/2013 16:21 60.4	18/11/2013 21:26 63.4	20/11/2013 22:31 61.9	23/11/2013 19:36 64.0	24/11/2013 12:41 61.5	24/11/2013 21:46 64.7
17/11/2013 16:26 60.9	18/11/2013 21:31 63.5	20/11/2013 22:36 60.9	23/11/2013 19:41 64.3	24/11/2013 12:46 61.5	24/11/2013 21:51 64.5
17/11/2013 16:31 61.1	18/11/2013 21:36 63.2	20/11/2013 22:41 60.8	23/11/2013 19:46 64.5	24/11/2013 12:51 61.3	24/11/2013 21:56 64.2
17/11/2013 16:36 60.9	18/11/2013 21:41 63.6	20/11/2013 22:46 61.9	23/11/2013 19:51 64.3	24/11/2013 12:56 60.9	24/11/2013 22:01 65.1
17/11/2013 16:41 60.6	18/11/2013 21:46 62.9	20/11/2013 22:51 61.1	23/11/2013 19:56 64.0	24/11/2013 13:01 61.8	24/11/2013 22:06 64.6
17/11/2013 16:46 60.3	18/11/2013 21:51 64.0	20/11/2013 22:56 61.7	23/11/2013 20:01 63.6	24/11/2013 13:06 62.4	24/11/2013 22:11 64.8
17/11/2013 16:51 62.3	18/11/2013 21:56 62.7	21/11/2013 19:01 62.3	23/11/2013 20:06 63.6	24/11/2013 13:11 63.0	24/11/2013 22:16 65.5
17/11/2013 16:56 60.3	18/11/2013 22:01 63.1	21/11/2013 19:06 62.8	23/11/2013 20:11 62.6	24/11/2013 13:16 62.7	24/11/2013 22:21 65.1
17/11/2013 17:01 61.3	18/11/2013 22:06 63.3	21/11/2013 19:11 64.0	23/11/2013 20:16 63.2	24/11/2013 13:21 62.2	24/11/2013 22:26 64.9
17/11/2013 17:06 60.8	18/11/2013 22:11 62.9	21/11/2013 19:16 62.7	23/11/2013 20:21 62.9	24/11/2013 13:26 62.4	24/11/2013 22:31 64.3
17/11/2013 17:11 61.3	18/11/2013 22:16 63.3	21/11/2013 19:21 62.6	23/11/2013 20:26 63.1	24/11/2013 13:31 62.4	24/11/2013 22:36 63.4
17/11/2013 17:16 60.5	18/11/2013 22:21 63.8	21/11/2013 19:26 63.2	23/11/2013 20:31 63.5	24/11/2013 13:36 62.5	24/11/2013 22:41 63.1
17/11/2013 17:21 61.6	18/11/2013 22:26 63.6	21/11/2013 19:31 62.9	23/11/2013 20:36 62.9	24/11/2013 13:41 63.1	24/11/2013 22:46 62.1
17/11/2013 17:26 61.6	18/11/2013 22:31 63.2	21/11/2013 19:36 63.5	23/11/2013 20:41 63.0	24/11/2013 13:46 62.1	24/11/2013 22:51 63.9
17/11/2013 17:31 60.4	18/11/2013 22:36 63.0	21/11/2013 19:41 62.8	23/11/2013 20:46 63.3	24/11/2013 13:51 62.3	24/11/2013 22:56 64.3
17/11/2013 17:36 61.4	18/11/2013 22:41 62.4	21/11/2013 19:46 63.7	23/11/2013 20:51 63.0	24/11/2013 13:56 61.9	25/11/2013 19:01 64.7
17/11/2013 17:41 60.7	18/11/2013 22:46 62.9	21/11/2013 19:51 62.7	23/11/2013 20:56 62.7	24/11/2013 14:01 63.0	25/11/2013 19:06 64.1
17/11/2013 17:46 60.8	18/11/2013 22:51 62.8	21/11/2013 19:56 62.8	23/11/2013 21:01 62.1	24/11/2013 14:06 60.3	25/11/2013 19:11 64.6
17/11/2013 17:51 62.8	18/11/2013 22:56 62.4	21/11/2013 20:01 62.8	23/11/2013 21:06 62.5	24/11/2013 14:11 63.5	25/11/2013 19:16 64.0
17/11/2013 17:56 61.7	19/11/2013 19:01 63.0	21/11/2013 20:06 62.6	23/11/2013 21:11 63.5	24/11/2013 14:16 63.5	25/11/2013 19:21 65.2
17/11/2013 18:01 61.2	19/11/2013 19:06 62.9	21/11/2013 20:11 62			

Real-time Noise Data	RTN2a (Hong Kong Electric Centre)								
25/11/2013 22:11 63.1	28/10/2013 0:01 62.8	29/10/2013 1:06 61.5	30/10/2013 2:11 58.6	31/10/2013 3:16 58.4	1/11/2013 4:21 59.7				
25/11/2013 22:16 63.6	28/10/2013 0:06 62.9	29/10/2013 1:11 61.5	30/10/2013 2:16 58.8	31/10/2013 3:21 58.5	1/11/2013 4:26 59.2				
25/11/2013 22:21 63.8	28/10/2013 0:11 62.5	29/10/2013 1:16 61.1	30/10/2013 2:21 59.5	31/10/2013 3:26 60.1	1/11/2013 4:31 59.7				
25/11/2013 22:26 63.5	28/10/2013 0:16 62.8	29/10/2013 1:21 61.9	30/10/2013 2:26 59.9	31/10/2013 3:31 58.9	1/11/2013 4:36 60.0				
25/11/2013 22:31 63.5	28/10/2013 0:21 62.8	29/10/2013 1:26 60.7	30/10/2013 2:31 58.5	31/10/2013 3:36 59.4	1/11/2013 4:41 59.9				
25/11/2013 22:36 63.6	28/10/2013 0:26 62.4	29/10/2013 1:31 60.7	30/10/2013 2:36 60.9	31/10/2013 3:41 58.7	1/11/2013 4:46 60.3				
25/11/2013 22:41 63.3	28/10/2013 0:31 62.1	29/10/2013 1:36 60.6	30/10/2013 2:41 47.7	31/10/2013 3:46 59.6	1/11/2013 4:51 60.2				
25/11/2013 22:46 63.2	28/10/2013 0:36 62.1	29/10/2013 1:41 61.0	30/10/2013 2:46 50.7	31/10/2013 3:51 59.4	1/11/2013 4:56 60.1				
25/11/2013 22:51 63.7	28/10/2013 0:41 62.1	29/10/2013 1:46 60.2	30/10/2013 2:51 51.5	31/10/2013 3:56 58.7	1/11/2013 5:01 61.0				
25/11/2013 22:56 63.1	28/10/2013 0:46 61.1	29/10/2013 1:51 60.2	30/10/2013 2:56 57.4	31/10/2013 4:01 58.4	1/11/2013 5:06 60.7				
26/11/2013 19:01 64.6	28/10/2013 0:51 61.8	29/10/2013 1:56 60.1	30/10/2013 3:01 58.6	31/10/2013 4:06 61.0	1/11/2013 5:11 59.7				
26/11/2013 19:06 64.4	28/10/2013 0:56 61.1	29/10/2013 2:01 59.3	30/10/2013 3:06 58.2	31/10/2013 4:11 57.3	1/11/2013 5:16 59.7				
26/11/2013 19:11 65.3	28/10/2013 1:01 61.3	29/10/2013 2:06 60.9	30/10/2013 3:11 58.3	31/10/2013 4:16 58.2	1/11/2013 5:21 59.7				
26/11/2013 19:16 64.5	28/10/2013 1:06 60.6	29/10/2013 2:11 59.9	30/10/2013 3:16 58.2	31/10/2013 4:21 53.1	1/11/2013 5:26 59.5				
26/11/2013 19:21 64.7	28/10/2013 1:11 61.1	29/10/2013 2:16 59.9	30/10/2013 3:21 58.1	31/10/2013 4:26 59.3	1/11/2013 5:31 58.6				
26/11/2013 19:26 64.8	28/10/2013 1:16 60.7	29/10/2013 2:21 60.2	30/10/2013 3:26 56.9	31/10/2013 4:31 58.5	1/11/2013 5:36 60.5				
26/11/2013 19:31 63.9	28/10/2013 1:21 60.3	29/10/2013 2:26 59.7	30/10/2013 3:31 43.5	31/10/2013 4:36 57.5	1/11/2013 5:41 59.9				
26/11/2013 19:36 64.8	28/10/2013 1:26 60.7	29/10/2013 2:31 59.3	30/10/2013 3:36 52.5	31/10/2013 4:41 58.1	1/11/2013 5:46 60.1				
26/11/2013 19:41 64.5	28/10/2013 1:31 59.5	29/10/2013 2:36 58.4	30/10/2013 3:41 58.3	31/10/2013 4:46 58.6	1/11/2013 5:51 61.4				
26/11/2013 19:46 64.3	28/10/2013 1:36 60.1	29/10/2013 2:41 60.5	30/10/2013 3:46 57.8	31/10/2013 4:51 57.9	1/11/2013 5:56 61.1				
26/11/2013 19:51 64.7	28/10/2013 1:41 60.5	29/10/2013 2:46 60.0	30/10/2013 3:51 58.6	31/10/2013 4:56 57.9	1/11/2013 6:01 61.0				
26/11/2013 19:56 65.4	28/10/2013 1:46 59.7	29/10/2013 2:51 59.5	30/10/2013 3:56 58.7	31/10/2013 5:01 60.1	1/11/2013 6:06 61.2				
26/11/2013 20:01 64.3	28/10/2013 1:51 58.6	29/10/2013 2:56 59.5	30/10/2013 4:01 59.6	31/10/2013 5:06 59.3	1/11/2013 6:11 61.7				
26/11/2013 20:06 64.3	28/10/2013 1:56 61.0	29/10/2013 3:01 58.8	30/10/2013 4:06 58.4	31/10/2013 5:11 59.3	1/11/2013 6:16 62.3				
26/11/2013 20:11 64.4	28/10/2013 2:01 60.4	29/10/2013 3:06 58.2	30/10/2013 4:11 59.8	31/10/2013 5:16 59.6	1/11/2013 6:21 62.2				
26/11/2013 20:16 65.3	28/10/2013 2:06 59.3	29/10/2013 3:11 58.6	30/10/2013 4:16 54.0	31/10/2013 5:21 60.0	1/11/2013 6:26 62.6				
26/11/2013 20:21 64.3	28/10/2013 2:11 59.1	29/10/2013 3:16 58.6	30/10/2013 4:21 58.2	31/10/2013 5:26 59.9	1/11/2013 6:31 62.0				
26/11/2013 20:26 64.5	28/10/2013 2:16 59.2	29/10/2013 3:21 59.0	30/10/2013 4:26 39.7	31/10/2013 5:31 53.4	1/11/2013 6:36 62.8				
26/11/2013 20:31 64.6	28/10/2013 2:21 59.9	29/10/2013 3:26 58.9	30/10/2013 4:31 58.2	31/10/2013 5:36 54.4	1/11/2013 6:41 63.1				
26/11/2013 20:36 64.4	28/10/2013 2:26 57.7	29/10/2013 3:31 58.2	30/10/2013 4:36 56.4	31/10/2013 5:41 55.1	1/11/2013 6:46 63.5				
26/11/2013 20:41 64.2	28/10/2013 2:31 59.7	29/10/2013 3:36 58.4	30/10/2013 4:41 57.6	31/10/2013 5:46 59.3	1/11/2013 6:51 63.8				
26/11/2013 20:46 64.4	28/10/2013 2:36 59.2	29/10/2013 3:41 57.8	30/10/2013 4:46 58.2	31/10/2013 5:51 60.2	1/11/2013 6:56 64.4				
26/11/2013 20:51 64.9	28/10/2013 2:41 58.2	29/10/2013 3:46 58.1	30/10/2013 4:51 58.2	31/10/2013 5:56 60.0	1/11/2013 7:01 64.2				
26/11/2013 20:56 63.5	28/10/2013 2:46 59.3	29/10/2013 3:51 58.9	30/10/2013 4:56 58.5	31/10/2013 6:01 59.9	1/11/2013 7:06 64.1				
26/11/2013 21:01 64.0	28/10/2013 2:51 58.2	29/10/2013 3:56 58.6	30/10/2013 5:01 57.8	31/10/2013 6:06 61.2	1/11/2013 7:11 64.2				
26/11/2013 21:06 62.3	28/10/2013 2:56 57.4	29/10/2013 4:01 58.7	30/10/2013 5:06 58.5	31/10/2013 6:11 61.1	1/11/2013 7:16 64.4				
26/11/2013 21:11 63.7	28/10/2013 3:01 57.3	29/10/2013 4:06 58.6	30/10/2013 5:11 51.1	31/10/2013 6:16 61.4	1/11/2013 7:21 64.3				
26/11/2013 21:16 64.3	28/10/2013 3:06 58.2	29/10/2013 4:11 57.7	30/10/2013 5:16 56.9	31/10/2013 6:21 62.1	1/11/2013 7:26 63.9				
26/11/2013 21:21 63.8	28/10/2013 3:11 58.8	29/10/2013 4:16 58.1	30/10/2013 5:21 59.2	31/10/2013 6:26 62.1	1/11/2013 7:31 63.8				
26/11/2013 21:26 64.8	28/10/2013 3:16 58.5	29/10/2013 4:21 58.5	30/10/2013 5:26 58.9	31/10/2013 6:31 62.8	1/11/2013 7:36 64.1				
26/11/2013 21:31 63.9	28/10/2013 3:21 58.6	29/10/2013 4:26 58.7	30/10/2013 5:31 58.9	31/10/2013 6:36 63.2	1/11/2013 7:41 64.3				
26/11/2013 21:36 64.0	28/10/2013 3:26 57.9	29/10/2013 4:31 58.7	30/10/2013 5:36 58.9	31/10/2013 6:41 63.4	1/11/2013 7:46 64.2				
26/11/2013 21:41 64.2	28/10/2013 3:31 56.6	29/10/2013 4:36 58.8	30/10/2013 5:41 60.1	31/10/2013 6:46 63.6	1/11/2013 7:51 64.1				
26/11/2013 21:46 64.4	28/10/2013 3:36 58.6	29/10/2013 4:41 58.6	30/10/2013 5:46 59.6	31/10/2013 6:51 64.1	1/11/2013 7:56 63.8				
26/11/2013 21:51 64.5	28/10/2013 3:41 57.8	29/10/2013 4:46 58.0	30/10/2013 5:51 59.2	31/10/2013 6:56 64.4	2/11/2013 0:01 64.2				
26/11/2013 21:56 65.5	28/10/2013 3:46 57.8	29/10/2013 4:51 55.1	30/10/2013 5:56 56.3	31/10/2013 7:01 64.4	2/11/2013 0:06 63.9				
26/11/2013 22:01 65.2	28/10/2013 3:51 57.4	29/10/2013 4:56 63.1	30/10/2013 6:01 57.7	31/10/2013 7:06 64.1	2/11/2013 0:11 64.0				
26/11/2013 22:06 64.4	28/10/2013 3:56 57.9	29/10/2013 5:01 58.8	30/10/2013 6:06 61.2	31/10/2013 7:11 64.3	2/11/2013 0:16 64.0				
26/11/2013 22:11 63.6	28/10/2013 4:01 56.3	29/10/2013 5:06 59.3	30/10/2013 6:11 60.7	31/10/2013 7:16 64.3	2/11/2013 0:21 64.2				
26/11/2013 22:16 63.7	28/10/2013 4:06 56.9	29/10/2013 5:11 58.4	30/10/2013 6:16 61.5	31/10/2013 7:21 64.3	2/11/2013 0:26 63.7				
26/11/2013 22:21 62.5	28/10/2013 4:11 56.3	29/10/2013 5:16 59.5	30/10/2013 6:21 62.1	31/10/2013 7:26 64.0	2/11/2013 0:31 65.3				
26/11/2013 22:26 62.3	28/10/2013 4:16 56.7	29/10/2013 5:21 59.8	30/10/2013 6:26 62.8	31/10/2013 7:31 63.8	2/11/2013 0:36 63.5				
26/11/2013 22:31 62.0	28/10/2013 4:21 58.4	29/10/2013 5:26 59.7	30/10/2013 6:31 63.0	31/10/2013 7:36 63.7	2/11/2013 0:41 63.4				
26/11/2013 22:36 63.5	28/10/2013 4:26 57.8	29/10/2013 5:31 58.6	30/10/2013 6:36 62.7	31/10/2013 7:41 63.8	2/11/2013 0:46 62.9				
26/11/2013 22:41 63.3	28/10/2013 4:31 57.4	29/10/2013 5:36 60.6	30/10/2013 6:41 61.8	31/10/2013 7:46 64.4	2/11/2013 0:51 63.4				
26/11/2013 22:46 63.0	28/10/2013 4:36 58.2	29/10/2013 5:41 60.3	30/10/2013 6:46 62.9	31/10/2013 7:51 63.8	2/11/2013 0:56 63.0				
26/11/2013 22:51 63.4	28/10/2013 4:41 56.8	29/10/2013 5:46 60.9	30/10/2013 6:51 64.1	31/10/2013 7:56 63.8	2/11/2013 1:01 63.0				
26/11/2013 22:56 62.6	28/10/2013 4:46 58.7	29/10/2013 5:51 60.6	30/10/2013 6:56 65.1	1/11/2013 0:01 63.9	2/11/2013 1:06 62.5				
27/11/2013 19:01 63.7	28/10/2013 4:51 58.1	29/10/2013 5:56 60.2	30/10/2013 7:01 63.8	1/11/2013 0:06 63.6	2/11/2013 1:11 62.6				
27/11/2013 19:06 64.2	28/10/2013 4:56 59.3	29/10/2013 6:01 60.1	30/10/2013 7:06 64.1	1/11/2013 0:11 63.6	2/11/2013 1:16 62.3				
27/11/2013 19:11 64.4	28/10/2013 5:01 58.2	29/10/2013 6:06 60.0	30/10/2013 7:11 64.2	1/11/2013 0:16 63.4	2/11/2013 1:21 62.5				
27/11/2013 19:16 64.2	28/10/2013 5:06 58.3	29/10/2013 6:11 61.4	30/10/2013 7:16 63.4	1/11/2013 0:21 63.3	2/11/2013 1:26 62.7				
27/11/2013 19:21 64.5	28/10/2013 5:11 57.7	29/10/2013 6:16 62.4	30/10/2013 7:21 64.0	1/11/2013 0:26 63.5	2/11/2013 1:31 62.3				
27/11/2013 19:26 64.2	28/10/2013 5:16 47.3	29/10/2013 6:21 61.7	30/10/2013 7:26 63.6	1/11/2013 0:31 63.1	2/11/2013 1:36 62.3				
27/11/2013 19:31 64.7	28/10/2013 5:21 55.4	29/10/2013 6:26 62.4	30/10/2013 7:31 63.4	1/11/2013 0:36 62.5	2/11/2013 1:41 61.2				
27/11/2013 19:36 64.8	28/10/2013 5:26 58.7	29/10/2013 6:31 62.7	30/10/2013 7:36 64.1	1/11/2013 0:41 62.5	2/11/2013 1:46 60.9				
27/11/2013 19:41 65.0	28/10/2013 5:31 59.2	29/10/2013 6:36 63.4	30/10/2013 7:41 64.2	1/11/2013 0:46 62.4	2/11/2013 1:51 59.9				
27/11/2013 19:46 64.0	28/10/2013 5:36 58.8	29/10/2013 6:41 63.1	30/10/2013 7:46 63.7	1/11/2013 0:51 62.9	2/11/2013 1:56 61.3				
27/11/2013 19:51 64.0	28/10/2013 5:41 60.3	29/10/2013 6:46 63.6	30/10/2013 7:51 63.3	1/11/2013 0:56 62.5	2/11/2013 2:01 60.5				
27/11/2013 19:56 63.8	28/10/2013 5:46 59.8	29/10/2013 6:51 64.3	30/10/2013 7:56 63.3	1/11/2013 1:01 62.2	2/11/2013 2:06 60.7				
27/11/2013 20:01 65.0	28/10/2013 5:51 60.5	29/10/2013 6:56 64.5	31/10/2013 0:01 63.9	1/11/2013 1:06 62.2	2/11/2013 2:11 60.6				
27/11/2013 20:06 64.6	28/10/2013 5:56 60.6	29/10/2013 7:01 64.2	31/10/2013 0:06 63.5	1/11/2013 1:11 62.0	2/11/2013 2:16 60.9				
27/11/2013 20:11 65.0	28/10/2013 6:01 60.1	29/10/2013 7:06 64.2	31/10/2013 0:11 62.5	1/11/2013 1:16 62.1	2/11/2013 2:21 60.5				
27/11/2013 20:16 64.5	28/10/2013 6:06 60.6	29/10/2013 7:11 64.4	31/10/2013 0:16 63.6	1/11/2013 1:21 61.7	2/11/2013 2:26 60.6				
27/11/2013 20:21 64.4	28/10/2013 6:11 61.7	29/10/2013 7:16 63.7	31/10/2013 0:21 63.3	1/11/2013 1:26 61.3	2/11/2013 2:31 60.1				
27/11/2013 20:26 64.4	28/10/2013 6:16 62.1	29/10/2013 7:21 63.1	31/10/2013 0:26 62.9	1/11/2013 1:31 61.6	2/11/2013 2:36 60.6				
27/11/2013 20:31 64.2	28/10/2013 6:21 62.4	29/10/2013 7:26 62.8	31/10/2013 0:31 62.4	1/11/2013 1:36 61.3	2/11/2013 2:41 60.2				
27/11/2013 20:36 63.8	28/10/2013 6:26 62.3	29/10/2013 7:31 64.0	31/10/2013 0:36 61.3	1/11/2013 1:41 61.1	2/11/2013 2:46 60.4				
27/11/2013 20:41 64.1	28/10/2013 6:31 63.0	29/10/2013 7:36 63.9	31/10/2013 0:41 62.6	1/11/2013 1:46 61.6	2/11/2013 2:51 60.1				
27/11/2013 20:46 64.2	28/10/2013 6:3								

Real-time Noise Data		RTN2a (Hong Kong Electric Centre)									
2/11/2013 5:26	60.6	3/11/2013 6:31	61.9	4/11/2013 23:36	65.0	6/11/2013 0:41	62.2	7/11/2013 1:46	60.6	8/11/2013 2:51	59.8
2/11/2013 5:31	60.4	3/11/2013 6:36	60.7	4/11/2013 23:41	64.9	6/11/2013 0:46	61.9	7/11/2013 1:51	61.3	8/11/2013 2:56	59.3
2/11/2013 5:36	60.1	3/11/2013 6:41	62.0	4/11/2013 23:46	65.5	6/11/2013 0:51	61.5	7/11/2013 1:56	61.2	8/11/2013 3:01	59.5
2/11/2013 5:41	60.4	3/11/2013 6:46	62.5	4/11/2013 23:51	65.2	6/11/2013 0:56	61.5	7/11/2013 2:01	61.1	8/11/2013 3:06	59.5
2/11/2013 5:46	59.9	3/11/2013 6:51	61.4	4/11/2013 23:56	65.0	6/11/2013 1:01	62.1	7/11/2013 2:06	61.1	8/11/2013 3:11	60.0
2/11/2013 5:51	60.3	3/11/2013 6:56	63.0	5/11/2013 0:01	64.8	6/11/2013 1:06	61.6	7/11/2013 2:11	60.4	8/11/2013 3:16	60.2
2/11/2013 5:56	60.6	3/11/2013 23:01	63.8	5/11/2013 0:06	64.8	6/11/2013 1:11	61.3	7/11/2013 2:16	59.9	8/11/2013 3:21	59.2
2/11/2013 6:01	60.3	3/11/2013 23:06	64.0	5/11/2013 0:11	64.4	6/11/2013 1:16	60.9	7/11/2013 2:21	60.0	8/11/2013 3:26	59.0
2/11/2013 6:06	60.4	3/11/2013 23:11	64.1	5/11/2013 0:16	64.1	6/11/2013 1:21	61.9	7/11/2013 2:26	60.3	8/11/2013 3:31	59.1
2/11/2013 6:11	60.9	3/11/2013 23:16	63.6	5/11/2013 0:21	64.6	6/11/2013 1:26	61.3	7/11/2013 2:31	59.5	8/11/2013 3:36	59.4
2/11/2013 6:16	60.9	3/11/2013 23:21	63.8	5/11/2013 0:26	64.5	6/11/2013 1:31	61.6	7/11/2013 2:36	60.6	8/11/2013 3:41	59.0
2/11/2013 6:21	61.4	3/11/2013 23:26	63.1	5/11/2013 0:31	63.4	6/11/2013 1:36	60.5	7/11/2013 2:41	59.7	8/11/2013 3:46	59.0
2/11/2013 6:26	61.8	3/11/2013 23:31	63.9	5/11/2013 0:36	63.9	6/11/2013 1:41	60.3	7/11/2013 2:46	59.8	8/11/2013 3:51	59.8
2/11/2013 6:31	62.0	3/11/2013 23:36	63.8	5/11/2013 0:41	63.5	6/11/2013 1:46	61.4	7/11/2013 2:51	60.1	8/11/2013 3:56	58.8
2/11/2013 6:36	62.6	3/11/2013 23:41	63.7	5/11/2013 0:46	63.3	6/11/2013 1:51	61.0	7/11/2013 2:56	59.9	8/11/2013 4:01	58.2
2/11/2013 6:41	62.1	3/11/2013 23:46	63.0	5/11/2013 0:51	62.6	6/11/2013 1:56	60.4	7/11/2013 3:01	58.8	8/11/2013 4:06	59.6
2/11/2013 6:46	62.4	3/11/2013 23:51	62.9	5/11/2013 0:56	62.8	6/11/2013 2:01	60.3	7/11/2013 3:06	59.8	8/11/2013 4:11	58.0
2/11/2013 6:51	63.6	3/11/2013 23:56	63.2	5/11/2013 1:01	62.9	6/11/2013 2:06	60.8	7/11/2013 3:11	59.1	8/11/2013 4:16	58.2
2/11/2013 6:56	63.3	4/11/2013 0:01	62.7	5/11/2013 1:06	63.4	6/11/2013 2:11	60.4	7/11/2013 3:16	58.8	8/11/2013 4:21	59.2
2/11/2013 23:01	63.7	4/11/2013 0:06	63.2	5/11/2013 1:11	62.6	6/11/2013 2:16	59.5	7/11/2013 3:21	58.6	8/11/2013 4:26	58.6
2/11/2013 23:06	63.9	4/11/2013 0:11	62.6	5/11/2013 1:16	62.7	6/11/2013 2:21	60.0	7/11/2013 3:26	59.6	8/11/2013 4:31	58.4
2/11/2013 23:11	63.4	4/11/2013 0:16	62.1	5/11/2013 1:21	63.1	6/11/2013 2:26	59.9	7/11/2013 3:31	58.2	8/11/2013 4:36	58.7
2/11/2013 23:16	63.9	4/11/2013 0:21	62.4	5/11/2013 1:26	62.8	6/11/2013 2:31	59.4	7/11/2013 3:36	59.9	8/11/2013 4:41	58.5
2/11/2013 23:21	63.7	4/11/2013 0:26	62.3	5/11/2013 1:31	62.1	6/11/2013 2:36	59.3	7/11/2013 3:41	59.4	8/11/2013 4:46	59.0
2/11/2013 23:26	63.7	4/11/2013 0:31	62.1	5/11/2013 1:36	62.4	6/11/2013 2:41	59.6	7/11/2013 3:46	59.8	8/11/2013 4:51	59.7
2/11/2013 23:31	64.4	4/11/2013 0:36	62.1	5/11/2013 1:41	61.8	6/11/2013 2:46	59.9	7/11/2013 3:51	58.5	8/11/2013 4:56	59.9
2/11/2013 23:36	63.4	4/11/2013 0:41	61.5	5/11/2013 1:46	61.6	6/11/2013 2:51	59.6	7/11/2013 3:56	58.6	8/11/2013 5:01	59.4
2/11/2013 23:41	63.8	4/11/2013 0:46	61.7	5/11/2013 1:51	62.3	6/11/2013 2:56	59.2	7/11/2013 4:01	58.3	8/11/2013 5:06	59.9
2/11/2013 23:46	63.5	4/11/2013 0:51	61.3	5/11/2013 1:56	61.6	6/11/2013 3:01	59.0	7/11/2013 4:06	58.6	8/11/2013 5:11	61.4
2/11/2013 23:51	63.3	4/11/2013 0:56	61.8	5/11/2013 2:01	61.9	6/11/2013 3:06	59.2	7/11/2013 4:11	60.2	8/11/2013 5:16	59.8
2/11/2013 23:56	63.9	4/11/2013 1:01	60.7	5/11/2013 2:06	61.2	6/11/2013 3:11	59.4	7/11/2013 4:16	57.8	8/11/2013 5:21	59.8
3/11/2013 0:01	63.7	4/11/2013 1:06	60.8	5/11/2013 2:11	60.8	6/11/2013 3:16	59.2	7/11/2013 4:21	59.2	8/11/2013 5:26	59.7
3/11/2013 0:06	63.7	4/11/2013 1:11	60.9	5/11/2013 2:16	61.2	6/11/2013 3:21	59.5	7/11/2013 4:26	58.6	8/11/2013 5:31	59.8
3/11/2013 0:11	63.2	4/11/2013 1:16	61.1	5/11/2013 2:21	61.0	6/11/2013 3:26	58.1	7/11/2013 4:31	59.0	8/11/2013 5:36	60.1
3/11/2013 0:16	63.8	4/11/2013 1:21	60.6	5/11/2013 2:26	60.3	6/11/2013 3:31	59.4	7/11/2013 4:36	60.2	8/11/2013 5:41	60.3
3/11/2013 0:21	62.9	4/11/2013 1:26	60.8	5/11/2013 2:31	60.3	6/11/2013 3:36	59.5	7/11/2013 4:41	58.8	8/11/2013 5:46	60.3
3/11/2013 0:26	63.7	4/11/2013 1:31	60.9	5/11/2013 2:36	62.0	6/11/2013 3:41	59.7	7/11/2013 4:46	58.4	8/11/2013 5:51	60.5
3/11/2013 0:31	63.2	4/11/2013 1:36	59.9	5/11/2013 2:41	60.0	6/11/2013 3:46	61.4	7/11/2013 4:51	59.4	8/11/2013 5:56	61.0
3/11/2013 0:36	62.9	4/11/2013 1:41	60.3	5/11/2013 2:46	61.1	6/11/2013 3:51	60.0	7/11/2013 4:56	58.7	8/11/2013 6:01	61.0
3/11/2013 0:41	62.5	4/11/2013 1:46	60.1	5/11/2013 2:51	60.6	6/11/2013 3:56	59.5	7/11/2013 5:01	58.9	8/11/2013 6:06	61.4
3/11/2013 0:46	62.5	4/11/2013 1:51	59.9	5/11/2013 2:56	60.6	6/11/2013 4:01	59.2	7/11/2013 5:06	59.0	8/11/2013 6:11	62.1
3/11/2013 0:51	62.9	4/11/2013 1:56	60.3	5/11/2013 3:01	61.1	6/11/2013 4:06	59.0	7/11/2013 5:11	58.9	8/11/2013 6:16	61.9
3/11/2013 0:56	62.6	4/11/2013 2:01	59.7	5/11/2013 3:06	60.1	6/11/2013 4:11	58.9	7/11/2013 5:16	59.9	8/11/2013 6:21	62.1
3/11/2013 1:01	62.7	4/11/2013 2:06	59.7	5/11/2013 3:11	59.4	6/11/2013 4:16	58.4	7/11/2013 5:21	60.2	8/11/2013 6:26	63.1
3/11/2013 1:06	62.5	4/11/2013 2:11	59.1	5/11/2013 3:16	59.7	6/11/2013 4:21	59.5	7/11/2013 5:26	59.2	8/11/2013 6:31	62.5
3/11/2013 1:11	62.3	4/11/2013 2:16	58.9	5/11/2013 3:21	58.3	6/11/2013 4:26	57.7	7/11/2013 5:31	58.9	8/11/2013 6:36	63.3
3/11/2013 1:16	62.0	4/11/2013 2:21	59.3	5/11/2013 3:26	59.8	6/11/2013 4:31	59.4	7/11/2013 5:36	60.1	8/11/2013 6:41	64.0
3/11/2013 1:21	62.1	4/11/2013 2:26	58.2	5/11/2013 3:31	59.2	6/11/2013 4:36	58.3	7/11/2013 5:41	60.3	8/11/2013 6:46	64.2
3/11/2013 1:26	61.8	4/11/2013 2:31	59.7	5/11/2013 3:36	60.4	6/11/2013 4:41	58.2	7/11/2013 5:46	60.7	8/11/2013 6:51	64.3
3/11/2013 1:31	61.6	4/11/2013 2:36	58.4	5/11/2013 3:41	59.8	6/11/2013 4:46	58.8	7/11/2013 5:51	59.6	8/11/2013 6:56	64.5
3/11/2013 1:36	61.8	4/11/2013 2:41	58.9	5/11/2013 3:46	59.3	6/11/2013 4:51	58.5	7/11/2013 5:56	60.1	8/11/2013 23:01	63.9
3/11/2013 1:41	61.7	4/11/2013 2:46	58.8	5/11/2013 3:51	60.2	6/11/2013 4:56	59.4	7/11/2013 6:01	60.7	8/11/2013 23:06	64.5
3/11/2013 1:46	61.5	4/11/2013 2:51	58.7	5/11/2013 3:56	59.3	6/11/2013 5:01	58.5	7/11/2013 6:06	61.2	8/11/2013 23:11	64.8
3/11/2013 1:51	61.4	4/11/2013 2:56	57.5	5/11/2013 4:01	59.6	6/11/2013 5:06	59.1	7/11/2013 6:11	61.4	8/11/2013 23:16	64.6
3/11/2013 1:56	61.0	4/11/2013 3:01	58.4	5/11/2013 4:06	59.2	6/11/2013 5:11	59.6	7/11/2013 6:16	61.9	8/11/2013 23:21	64.6
3/11/2013 2:01	60.7	4/11/2013 3:06	58.3	5/11/2013 4:11	58.8	6/11/2013 5:16	59.8	7/11/2013 6:21	62.4	8/11/2013 23:26	64.3
3/11/2013 2:06	61.0	4/11/2013 3:11	57.7	5/11/2013 4:16	60.2	6/11/2013 5:21	58.9	7/11/2013 6:26	62.9	8/11/2013 23:31	64.6
3/11/2013 2:11	60.9	4/11/2013 3:16	57.8	5/11/2013 4:21	59.7	6/11/2013 5:26	59.4	7/11/2013 6:31	62.3	8/11/2013 23:36	64.3
3/11/2013 2:16	60.0	4/11/2013 3:21	57.0	5/11/2013 4:26	59.9	6/11/2013 5:31	59.2	7/11/2013 6:36	62.9	8/11/2013 23:41	64.5
3/11/2013 2:21	60.2	4/11/2013 3:26	57.8	5/11/2013 4:31	59.0	6/11/2013 5:36	59.7	7/11/2013 6:41	63.9	8/11/2013 23:46	63.9
3/11/2013 2:26	60.0	4/11/2013 3:31	58.0	5/11/2013 4:36	59.9	6/11/2013 5:41	62.2	7/11/2013 6:46	64.2	8/11/2013 23:51	64.3
3/11/2013 2:31	59.7	4/11/2013 3:36	58.0	5/11/2013 4:41	60.0	6/11/2013 5:46	61.1	7/11/2013 6:51	64.4	8/11/2013 23:56	64.4
3/11/2013 2:36	60.2	4/11/2013 3:41	56.9	5/11/2013 4:46	59.7	6/11/2013 5:51	60.7	7/11/2013 6:56	64.8	9/11/2013 0:01	64.4
3/11/2013 2:41	59.3	4/11/2013 3:46	57.8	5/11/2013 4:51	60.5	6/11/2013 5:56	60.9	7/11/2013 23:01	64.8	9/11/2013 0:06	64.5
3/11/2013 2:46	60.6	4/11/2013 3:51	57.3	5/11/2013 4:56	60.0	6/11/2013 6:01	61.3	7/11/2013 23:06	64.3	9/11/2013 0:11	64.3
3/11/2013 2:51	59.9	4/11/2013 3:56	58.1	5/11/2013 5:01	60.3	6/11/2013 6:06	61.2	7/11/2013 23:11	64.3	9/11/2013 0:16	64.9
3/11/2013 2:56	60.0	4/11/2013 4:01	57.1	5/11/2013 5:06	61.3	6/11/2013 6:11	62.2	7/11/2013 23:16	64.4	9/11/2013 0:21	64.4
3/11/2013 3:01	59.0	4/11/2013 4:06	58.2	5/11/2013 5:11	61.5	6/11/2013 6:16	61.9	7/11/2013 23:21	64.6	9/11/2013 0:26	64.2
3/11/2013 3:06	59.7	4/11/2013 4:11	58.2	5/11/2013 5:16	61.5	6/11/2013 6:21	62.2	7/11/2013 23:26	64.5	9/11/2013 0:31	64.0
3/11/2013 3:11	59.7	4/11/2013 4:16	57.5	5/11/2013 5:21	61.4	6/11/2013 6:26	62.6	7/11/2013 23:31	64.2	9/11/2013 0:36	63.5
3/11/2013 3:16	59.6	4/11/2013 4:21	58.5	5/11/2013 5:26	61.1	6/11/2013 6:31	62.6				

Real-time Noise Data		RTN2a (Hong Kong Electric Centre)									
9/11/2013 3:56	61.1	10/11/2013 5:01	59.1	11/11/2013 6:06	61.9	12/11/2013 23:11	65.8	14/11/2013 0:16	63.5	15/11/2013 1:21	61.8
9/11/2013 4:01	60.3	10/11/2013 5:06	60.2	11/11/2013 6:11	61.3	12/11/2013 23:16	66.0	14/11/2013 0:21	64.1	15/11/2013 1:26	62.3
9/11/2013 4:06	60.7	10/11/2013 5:11	60.0	11/11/2013 6:16	61.9	12/11/2013 23:21	66.0	14/11/2013 0:26	64.0	15/11/2013 1:31	62.1
9/11/2013 4:11	60.8	10/11/2013 5:16	62.6	11/11/2013 6:21	61.9	12/11/2013 23:26	66.3	14/11/2013 0:31	63.3	15/11/2013 1:36	62.7
9/11/2013 4:16	60.2	10/11/2013 5:21	61.3	11/11/2013 6:26	63.4	12/11/2013 23:31	66.1	14/11/2013 0:36	63.2	15/11/2013 1:41	60.9
9/11/2013 4:21	60.6	10/11/2013 5:26	61.4	11/11/2013 6:31	62.9	12/11/2013 23:36	66.0	14/11/2013 0:41	63.0	15/11/2013 1:46	61.4
9/11/2013 4:26	59.7	10/11/2013 5:31	61.8	11/11/2013 6:36	63.5	12/11/2013 23:41	65.3	14/11/2013 0:46	63.4	15/11/2013 1:51	61.5
9/11/2013 4:31	59.9	10/11/2013 5:36	61.9	11/11/2013 6:41	63.6	12/11/2013 23:46	65.7	14/11/2013 0:51	62.7	15/11/2013 1:56	62.5
9/11/2013 4:36	60.0	10/11/2013 5:41	61.1	11/11/2013 6:46	64.0	12/11/2013 23:51	65.3	14/11/2013 0:56	63.1	15/11/2013 2:01	61.6
9/11/2013 4:41	61.0	10/11/2013 5:46	61.8	11/11/2013 6:51	64.4	12/11/2013 23:56	65.1	14/11/2013 1:01	63.0	15/11/2013 2:06	62.0
9/11/2013 4:46	61.1	10/11/2013 5:51	60.6	11/11/2013 6:56	64.4	13/11/2013 0:01	65.1	14/11/2013 1:06	62.7	15/11/2013 2:11	61.5
9/11/2013 4:51	59.7	10/11/2013 5:56	61.2	11/11/2013 7:01	64.4	13/11/2013 0:06	65.9	14/11/2013 1:11	62.3	15/11/2013 2:16	61.3
9/11/2013 4:56	60.8	10/11/2013 6:01	63.1	11/11/2013 7:06	64.5	13/11/2013 0:11	65.5	14/11/2013 1:16	61.8	15/11/2013 2:21	61.8
9/11/2013 5:01	60.0	10/11/2013 6:06	63.0	11/11/2013 7:11	64.0	13/11/2013 0:16	65.2	14/11/2013 1:21	65.7	15/11/2013 2:26	61.4
9/11/2013 5:06	60.8	10/11/2013 6:11	62.6	11/11/2013 7:16	63.8	13/11/2013 0:21	65.5	14/11/2013 1:26	62.1	15/11/2013 2:31	60.6
9/11/2013 5:11	60.8	10/11/2013 6:16	61.8	11/11/2013 7:21	64.4	13/11/2013 0:26	65.7	14/11/2013 1:31	61.8	15/11/2013 2:36	60.0
9/11/2013 5:16	60.5	10/11/2013 6:21	61.5	11/11/2013 7:26	64.4	13/11/2013 0:31	64.7	14/11/2013 1:36	62.4	15/11/2013 2:41	59.7
9/11/2013 5:21	61.3	10/11/2013 6:26	62.0	11/11/2013 7:31	68.4	13/11/2013 0:36	64.3	14/11/2013 1:41	62.1	15/11/2013 2:46	60.7
9/11/2013 5:26	61.2	10/11/2013 6:31	65.1	11/11/2013 7:36	64.0	13/11/2013 0:41	64.2	14/11/2013 1:46	61.6	15/11/2013 2:51	60.5
9/11/2013 5:31	60.7	10/11/2013 6:36	61.9	11/11/2013 7:41	64.4	13/11/2013 0:46	63.9	14/11/2013 1:51	61.7	15/11/2013 2:56	59.6
9/11/2013 5:36	60.2	10/11/2013 6:41	62.5	11/11/2013 7:46	65.0	13/11/2013 0:51	63.7	14/11/2013 1:56	60.7	15/11/2013 3:01	60.7
9/11/2013 5:41	62.0	10/11/2013 6:46	62.1	11/11/2013 7:51	64.4	13/11/2013 0:56	63.6	14/11/2013 2:01	61.3	15/11/2013 3:06	60.9
9/11/2013 5:46	60.5	10/11/2013 6:51	62.7	11/11/2013 7:56	63.7	13/11/2013 1:01	63.5	14/11/2013 2:06	60.8	15/11/2013 3:11	60.8
9/11/2013 5:51	61.4	10/11/2013 6:56	62.8	12/11/2013 0:01	63.4	13/11/2013 1:06	63.1	14/11/2013 2:11	60.4	15/11/2013 3:16	60.9
9/11/2013 5:56	60.7	10/11/2013 7:01	65.4	12/11/2013 0:06	63.5	13/11/2013 1:11	63.5	14/11/2013 2:16	60.0	15/11/2013 3:21	60.3
9/11/2013 6:01	61.1	10/11/2013 7:06	65.5	12/11/2013 0:11	63.7	13/11/2013 1:16	62.6	14/11/2013 2:21	60.9	15/11/2013 3:26	60.7
9/11/2013 6:06	60.3	10/11/2013 7:11	64.0	12/11/2013 0:16	63.7	13/11/2013 1:21	63.1	14/11/2013 2:26	60.6	15/11/2013 3:31	59.2
9/11/2013 6:11	62.1	10/11/2013 7:16	64.7	12/11/2013 0:21	62.9	13/11/2013 1:26	63.2	14/11/2013 2:31	60.6	15/11/2013 3:36	60.1
9/11/2013 6:16	62.0	10/11/2013 7:21	64.3	12/11/2013 0:26	63.2	13/11/2013 1:31	63.4	14/11/2013 2:36	60.8	15/11/2013 3:41	59.1
9/11/2013 6:21	62.1	10/11/2013 7:26	64.6	12/11/2013 0:31	63.0	13/11/2013 1:36	62.9	14/11/2013 2:41	60.4	15/11/2013 3:46	59.6
9/11/2013 6:26	62.4	10/11/2013 7:31	64.2	12/11/2013 0:36	63.0	13/11/2013 1:41	63.3	14/11/2013 2:46	60.4	15/11/2013 3:51	60.2
9/11/2013 6:31	62.9	10/11/2013 7:36	64.1	12/11/2013 0:41	62.6	13/11/2013 1:46	62.3	14/11/2013 2:51	60.0	15/11/2013 3:56	59.5
9/11/2013 6:36	63.0	10/11/2013 7:41	64.5	12/11/2013 0:46	62.0	13/11/2013 1:51	62.2	14/11/2013 2:56	60.0	15/11/2013 4:01	58.9
9/11/2013 6:41	63.0	10/11/2013 7:46	63.9	12/11/2013 0:51	62.4	13/11/2013 1:56	62.4	14/11/2013 3:01	60.1	15/11/2013 4:06	59.0
9/11/2013 6:46	63.2	10/11/2013 7:51	63.9	12/11/2013 0:56	62.7	13/11/2013 2:01	62.0	14/11/2013 3:06	60.3	15/11/2013 4:11	60.6
9/11/2013 6:51	63.5	10/11/2013 7:56	63.5	12/11/2013 1:01	62.2	13/11/2013 2:06	62.4	14/11/2013 3:11	60.6	15/11/2013 4:16	59.7
9/11/2013 6:56	63.7	11/11/2013 0:01	63.2	12/11/2013 1:06	62.0	13/11/2013 2:11	61.9	14/11/2013 3:16	60.1	15/11/2013 4:21	60.2
9/11/2013 7:01	64.8	11/11/2013 0:06	63.5	12/11/2013 1:11	62.2	13/11/2013 2:16	61.2	14/11/2013 3:21	59.3	15/11/2013 4:26	60.6
9/11/2013 7:06	64.4	11/11/2013 0:11	63.9	12/11/2013 1:16	62.1	13/11/2013 2:21	62.6	14/11/2013 3:26	60.0	15/11/2013 4:31	60.0
9/11/2013 7:11	64.4	11/11/2013 0:16	63.9	12/11/2013 1:21	61.5	13/11/2013 2:26	61.8	14/11/2013 3:31	59.1	15/11/2013 4:36	60.2
9/11/2013 7:16	64.5	11/11/2013 0:21	63.0	12/11/2013 1:26	62.2	13/11/2013 2:31	61.1	14/11/2013 3:36	59.5	15/11/2013 4:41	58.8
9/11/2013 7:21	64.6	11/11/2013 0:26	63.4	12/11/2013 1:31	60.9	13/11/2013 2:36	60.6	14/11/2013 3:41	58.9	15/11/2013 4:46	59.2
9/11/2013 7:26	64.4	11/11/2013 0:31	62.8	12/11/2013 1:36	61.5	13/11/2013 2:41	61.8	14/11/2013 3:46	59.3	15/11/2013 4:51	58.5
9/11/2013 7:31	64.3	11/11/2013 0:36	62.9	12/11/2013 1:41	61.1	13/11/2013 2:46	60.7	14/11/2013 3:51	59.5	15/11/2013 4:56	59.4
9/11/2013 7:36	63.9	11/11/2013 0:41	62.3	12/11/2013 1:46	61.6	13/11/2013 2:51	60.5	14/11/2013 3:56	60.3	15/11/2013 5:01	60.1
9/11/2013 7:41	64.3	11/11/2013 0:46	62.6	12/11/2013 1:51	60.9	13/11/2013 2:56	60.8	14/11/2013 4:01	60.0	15/11/2013 5:06	59.8
9/11/2013 7:46	63.9	11/11/2013 0:51	61.9	12/11/2013 1:56	61.1	13/11/2013 3:01	60.2	14/11/2013 4:06	60.0	15/11/2013 5:11	59.3
9/11/2013 7:51	63.7	11/11/2013 0:56	62.6	12/11/2013 2:01	60.0	13/11/2013 3:06	60.6	14/11/2013 4:11	59.4	15/11/2013 5:16	60.1
9/11/2013 7:56	63.9	11/11/2013 1:01	61.9	12/11/2013 2:06	60.7	13/11/2013 3:11	60.3	14/11/2013 4:16	59.0	15/11/2013 5:21	58.9
10/11/2013 0:01	64.4	11/11/2013 1:06	62.0	12/11/2013 2:11	60.8	13/11/2013 3:16	61.2	14/11/2013 4:21	60.3	15/11/2013 5:26	60.7
10/11/2013 0:06	65.0	11/11/2013 1:11	61.2	12/11/2013 2:16	60.9	13/11/2013 3:21	60.9	14/11/2013 4:26	58.8	15/11/2013 5:31	61.1
10/11/2013 0:11	64.2	11/11/2013 1:16	62.4	12/11/2013 2:21	60.4	13/11/2013 3:26	60.1	14/11/2013 4:31	58.4	15/11/2013 5:36	61.3
10/11/2013 0:16	64.2	11/11/2013 1:21	61.8	12/11/2013 2:26	61.4	13/11/2013 3:31	60.6	14/11/2013 4:36	59.0	15/11/2013 5:41	60.1
10/11/2013 0:21	63.6	11/11/2013 1:26	61.4	12/11/2013 2:31	60.1	13/11/2013 3:36	59.9	14/11/2013 4:41	59.2	15/11/2013 5:46	60.7
10/11/2013 0:26	63.9	11/11/2013 1:31	60.6	12/11/2013 2:36	58.8	13/11/2013 3:41	60.3	14/11/2013 4:46	58.5	15/11/2013 5:51	61.1
10/11/2013 0:31	64.0	11/11/2013 1:36	61.6	12/11/2013 2:41	59.0	13/11/2013 3:46	59.3	14/11/2013 4:51	59.1	15/11/2013 5:56	61.9
10/11/2013 0:36	63.6	11/11/2013 1:41	60.8	12/11/2013 2:46	59.2	13/11/2013 3:51	61.1	14/11/2013 4:56	59.7	15/11/2013 6:01	61.0
10/11/2013 0:41	63.4	11/11/2013 1:46	61.4	12/11/2013 2:51	60.5	13/11/2013 3:56	59.4	14/11/2013 5:01	60.7	15/11/2013 6:06	61.8
10/11/2013 0:46	63.2	11/11/2013 1:51	60.5	12/11/2013 2:56	60.2	13/11/2013 4:01	59.1	14/11/2013 5:06	60.9	15/11/2013 6:11	61.2
10/11/2013 0:51	62.8	11/11/2013 1:56	60.4	12/11/2013 3:01	59.4	13/11/2013 4:06	60.4	14/11/2013 5:11	60.5	15/11/2013 6:16	62.7
10/11/2013 0:56	63.1	11/11/2013 2:01	59.9	12/11/2013 3:06	60.9	13/11/2013 4:11	60.4	14/11/2013 5:16	61.1	15/11/2013 6:21	62.5
10/11/2013 1:01	62.6	11/11/2013 2:06	60.1	12/11/2013 3:11	60.1	13/11/2013 4:16	60.2	14/11/2013 5:21	60.4	15/11/2013 6:26	63.0
10/11/2013 1:06	62.1	11/11/2013 2:11	60.3	12/11/2013 3:16	60.6	13/11/2013 4:21	59.8	14/11/2013 5:26	59.9	15/11/2013 6:31	63.1
10/11/2013 1:11	62.6	11/11/2013 2:16	60.3	12/11/2013 3:21	60.1	13/11/2013 4:26	59.0	14/11/2013 5:31	60.0	15/11/2013 6:36	63.5
10/11/2013 1:16	62.3	11/11/2013 2:21	60.5	12/11/2013 3:26	60.2	13/11/2013 4:31	59.8	14/11/2013 5:36	60.2	15/11/2013 6:41	63.9
10/11/2013 1:21	62.4	11/11/2013 2:26	60.1	12/11/2013 3:31	60.8	13/11/2013 4:36	59.7	14/11/2013 5:41	60.6	15/11/2013 6:46	64.2
10/11/2013 1:26	62.2	11/11/2013 2:31	59.2	12/11/2013 3:36	61.4	13/11/2013 4:41	61.2	14/11/2013 5:46	61.2	15/11/2013 6:51	64.9
10/11/2013 1:31	62.2	11/11/2013 2:36	59.7	12/11/2013 3:41	61.5	13/11/2013 4:46	59.5	14/11/2013 5:51	61.2	15/11/2013 6:56	64.6
10/11/2013 1:36	62.0	11/11/2013 2:41	60.6	12/11/2013 3:46	60.9	13/11/2013 4:51	59.8	14/11/2013 5:56	61.1		

Real-time Noise Data		RTN2a (Hong Kong Electric Centre)									
16/11/2013 2:26	62.0	17/11/2013 3:31	58.5	18/11/2013 4:36	58.2	19/11/2013 5:41	61.3	20/11/2013 6:46	61.8	21/11/2013 23:51	62.4
16/11/2013 2:31	62.3	17/11/2013 3:36	59.9	18/11/2013 4:41	59.3	19/11/2013 5:46	61.2	20/11/2013 6:51	62.9	21/11/2013 23:56	62.2
16/11/2013 2:36	62.1	17/11/2013 3:41	57.0	18/11/2013 4:46	57.2	19/11/2013 5:51	61.8	20/11/2013 6:56	63.8	22/11/2013 0:01	61.7
16/11/2013 2:41	61.8	17/11/2013 3:46	58.0	18/11/2013 4:51	57.2	19/11/2013 5:56	61.2	20/11/2013 23:01	63.5	22/11/2013 0:06	62.0
16/11/2013 2:46	61.4	17/11/2013 3:51	57.0	18/11/2013 4:56	58.1	19/11/2013 6:01	61.3	20/11/2013 23:06	63.2	22/11/2013 0:11	61.3
16/11/2013 2:51	62.3	17/11/2013 3:56	56.4	18/11/2013 5:01	58.4	19/11/2013 6:06	61.9	20/11/2013 23:11	63.0	22/11/2013 0:16	61.3
16/11/2013 2:56	62.0	17/11/2013 4:01	57.6	18/11/2013 5:06	61.0	19/11/2013 6:11	58.1	20/11/2013 23:16	63.5	22/11/2013 0:21	62.1
16/11/2013 3:01	61.4	17/11/2013 4:06	57.6	18/11/2013 5:11	58.9	19/11/2013 6:16	58.7	20/11/2013 23:21	63.6	22/11/2013 0:26	61.7
16/11/2013 3:06	61.2	17/11/2013 4:11	57.9	18/11/2013 5:16	59.8	19/11/2013 6:21	60.8	20/11/2013 23:26	62.9	22/11/2013 0:31	61.5
16/11/2013 3:11	61.0	17/11/2013 4:16	58.2	18/11/2013 5:21	58.9	19/11/2013 6:26	62.8	20/11/2013 23:31	62.9	22/11/2013 0:36	60.6
16/11/2013 3:16	61.1	17/11/2013 4:21	58.8	18/11/2013 5:26	59.1	19/11/2013 6:31	63.1	20/11/2013 23:36	62.3	22/11/2013 0:41	61.1
16/11/2013 3:21	61.9	17/11/2013 4:26	58.7	18/11/2013 5:31	59.3	19/11/2013 6:36	63.0	20/11/2013 23:41	62.8	22/11/2013 0:46	61.3
16/11/2013 3:26	61.4	17/11/2013 4:31	58.7	18/11/2013 5:36	60.0	19/11/2013 6:41	64.5	20/11/2013 23:46	63.2	22/11/2013 0:51	60.2
16/11/2013 3:31	60.7	17/11/2013 4:36	58.2	18/11/2013 5:41	60.1	19/11/2013 6:46	64.1	20/11/2013 23:51	62.7	22/11/2013 0:56	60.3
16/11/2013 3:36	61.4	17/11/2013 4:41	59.3	18/11/2013 5:46	60.0	19/11/2013 6:51	64.6	20/11/2013 23:56	62.1	22/11/2013 1:01	60.6
16/11/2013 3:41	61.0	17/11/2013 4:46	57.2	18/11/2013 5:51	60.4	19/11/2013 6:56	64.6	21/11/2013 0:01	61.9	22/11/2013 1:06	60.6
16/11/2013 3:46	61.2	17/11/2013 4:51	57.2	18/11/2013 5:56	60.5	19/11/2013 23:01	62.9	21/11/2013 0:06	61.8	22/11/2013 1:11	58.7
16/11/2013 3:51	61.1	17/11/2013 4:56	58.1	18/11/2013 6:01	60.7	19/11/2013 23:06	63.8	21/11/2013 0:11	62.3	22/11/2013 1:16	59.5
16/11/2013 3:56	61.1	17/11/2013 5:01	58.4	18/11/2013 6:06	61.4	19/11/2013 23:11	62.6	21/11/2013 0:16	61.3	22/11/2013 1:21	59.7
16/11/2013 4:01	61.2	17/11/2013 5:06	61.0	18/11/2013 6:11	61.3	19/11/2013 23:16	63.4	21/11/2013 0:21	61.3	22/11/2013 1:26	58.1
16/11/2013 4:06	61.3	17/11/2013 5:11	58.9	18/11/2013 6:16	62.6	19/11/2013 23:21	63.1	21/11/2013 0:26	61.4	22/11/2013 1:31	56.7
16/11/2013 4:11	60.5	17/11/2013 5:16	59.8	18/11/2013 6:21	62.0	19/11/2013 23:26	62.6	21/11/2013 0:31	60.9	22/11/2013 1:36	56.8
16/11/2013 4:16	60.5	17/11/2013 5:21	58.9	18/11/2013 6:26	62.5	19/11/2013 23:31	63.6	21/11/2013 0:36	60.0	22/11/2013 1:41	59.4
16/11/2013 4:21	60.3	17/11/2013 5:26	59.1	18/11/2013 6:31	62.9	19/11/2013 23:36	62.1	21/11/2013 0:41	60.3	22/11/2013 1:46	57.9
16/11/2013 4:26	60.0	17/11/2013 5:31	59.3	18/11/2013 6:36	63.4	19/11/2013 23:41	61.9	21/11/2013 0:46	61.1	22/11/2013 1:51	58.7
16/11/2013 4:31	60.4	17/11/2013 5:36	60.0	18/11/2013 6:41	64.0	19/11/2013 23:46	62.9	21/11/2013 0:51	59.8	22/11/2013 1:56	56.0
16/11/2013 4:36	60.9	17/11/2013 5:41	60.1	18/11/2013 6:46	64.0	19/11/2013 23:51	61.8	21/11/2013 0:56	60.0	22/11/2013 2:01	57.3
16/11/2013 4:41	60.4	17/11/2013 5:46	60.0	18/11/2013 6:51	64.3	19/11/2013 23:56	61.9	21/11/2013 1:01	60.7	22/11/2013 2:06	57.5
16/11/2013 4:46	60.6	17/11/2013 5:51	60.4	18/11/2013 6:56	64.2	20/11/2013 0:01	62.3	21/11/2013 1:06	59.3	22/11/2013 2:11	56.2
16/11/2013 4:51	60.3	17/11/2013 5:56	60.5	18/11/2013 23:01	64.7	20/11/2013 0:06	62.4	21/11/2013 1:11	59.4	22/11/2013 2:16	56.4
16/11/2013 4:56	60.6	17/11/2013 6:01	60.7	18/11/2013 23:06	64.2	20/11/2013 0:11	61.3	21/11/2013 1:16	59.7	22/11/2013 2:21	57.7
16/11/2013 5:01	60.1	17/11/2013 6:06	61.4	18/11/2013 23:11	63.8	20/11/2013 0:16	62.6	21/11/2013 1:21	58.6	22/11/2013 2:26	57.4
16/11/2013 5:06	60.6	17/11/2013 6:11	61.3	18/11/2013 23:16	63.6	20/11/2013 0:21	61.7	21/11/2013 1:26	59.0	22/11/2013 2:31	56.7
16/11/2013 5:11	62.2	17/11/2013 6:16	62.6	18/11/2013 23:21	64.1	20/11/2013 0:26	61.6	21/11/2013 1:31	57.6	22/11/2013 2:36	55.8
16/11/2013 5:16	60.1	17/11/2013 6:21	62.0	18/11/2013 23:26	63.9	20/11/2013 0:31	60.5	21/11/2013 1:36	58.6	22/11/2013 2:41	54.1
16/11/2013 5:21	60.9	17/11/2013 6:26	62.5	18/11/2013 23:31	64.6	20/11/2013 0:36	60.4	21/11/2013 1:41	56.8	22/11/2013 2:46	57.4
16/11/2013 5:26	60.4	17/11/2013 6:31	62.9	18/11/2013 23:36	63.7	20/11/2013 0:41	60.9	21/11/2013 1:46	57.9	22/11/2013 2:51	54.9
16/11/2013 5:31	60.9	17/11/2013 6:36	63.4	18/11/2013 23:41	63.8	20/11/2013 0:46	62.4	21/11/2013 1:51	57.7	22/11/2013 2:56	55.5
16/11/2013 5:36	60.7	17/11/2013 6:41	64.0	18/11/2013 23:46	63.8	20/11/2013 0:51	60.1	21/11/2013 1:56	58.0	22/11/2013 3:01	54.6
16/11/2013 5:41	60.3	17/11/2013 6:46	64.0	18/11/2013 23:51	63.0	20/11/2013 0:56	60.1	21/11/2013 2:01	56.3	22/11/2013 3:06	54.6
16/11/2013 5:46	61.2	17/11/2013 6:51	64.3	18/11/2013 23:56	63.1	20/11/2013 1:01	59.8	21/11/2013 2:06	56.9	22/11/2013 3:11	52.6
16/11/2013 5:51	61.6	17/11/2013 6:56	64.2	19/11/2013 0:01	62.6	20/11/2013 1:06	58.8	21/11/2013 2:11	56.1	22/11/2013 3:16	54.1
16/11/2013 5:56	60.7	17/11/2013 23:01	63.1	19/11/2013 0:06	62.8	20/11/2013 1:11	59.1	21/11/2013 2:16	56.1	22/11/2013 3:21	52.7
16/11/2013 6:01	61.3	17/11/2013 23:06	63.4	19/11/2013 0:11	63.0	20/11/2013 1:16	58.9	21/11/2013 2:21	55.6	22/11/2013 3:26	55.0
16/11/2013 6:06	61.2	17/11/2013 23:11	63.5	19/11/2013 0:16	63.2	20/11/2013 1:21	59.6	21/11/2013 2:26	56.0	22/11/2013 3:31	52.1
16/11/2013 6:11	61.8	17/11/2013 23:16	63.5	19/11/2013 0:21	62.7	20/11/2013 1:26	59.0	21/11/2013 2:31	55.4	22/11/2013 3:36	52.7
16/11/2013 6:16	61.6	17/11/2013 23:21	63.6	19/11/2013 0:26	63.1	20/11/2013 1:31	58.7	21/11/2013 2:36	55.2	22/11/2013 3:41	51.2
16/11/2013 6:21	61.4	17/11/2013 23:26	63.4	19/11/2013 0:31	63.2	20/11/2013 1:36	58.8	21/11/2013 2:41	56.0	22/11/2013 3:46	48.9
16/11/2013 6:26	62.7	17/11/2013 23:31	62.7	19/11/2013 0:36	62.3	20/11/2013 1:41	59.6	21/11/2013 2:46	52.9	22/11/2013 3:51	49.9
16/11/2013 6:31	62.9	17/11/2013 23:36	63.1	19/11/2013 0:41	62.4	20/11/2013 1:46	57.7	21/11/2013 2:51	55.4	22/11/2013 3:56	53.1
16/11/2013 6:36	63.5	17/11/2013 23:41	63.6	19/11/2013 0:46	62.2	20/11/2013 1:51	55.9	21/11/2013 2:56	58.3	22/11/2013 4:01	52.4
16/11/2013 6:41	64.0	17/11/2013 23:46	63.4	19/11/2013 0:51	62.5	20/11/2013 1:56	56.1	21/11/2013 3:01	51.2	22/11/2013 4:06	53.5
16/11/2013 6:46	63.8	17/11/2013 23:51	62.8	19/11/2013 0:56	62.2	20/11/2013 2:01	55.5	21/11/2013 3:06	49.1	22/11/2013 4:11	51.0
16/11/2013 6:51	63.6	17/11/2013 23:56	62.6	19/11/2013 1:01	61.6	20/11/2013 2:06	55.7	21/11/2013 3:11	53.5	22/11/2013 4:16	49.7
16/11/2013 6:56	64.4	18/11/2013 0:01	62.3	19/11/2013 1:06	63.0	20/11/2013 2:11	55.8	21/11/2013 3:16	51.7	22/11/2013 4:21	46.4
16/11/2013 23:01	63.1	18/11/2013 0:06	62.6	19/11/2013 1:11	61.2	20/11/2013 2:16	55.3	21/11/2013 3:21	52.4	22/11/2013 4:26	51.5
16/11/2013 23:06	63.4	18/11/2013 0:11	62.4	19/11/2013 1:16	61.1	20/11/2013 2:21	54.3	21/11/2013 3:26	54.5	22/11/2013 4:31	42.8
16/11/2013 23:11	63.5	18/11/2013 0:16	62.8	19/11/2013 1:21	61.2	20/11/2013 2:26	56.5	21/11/2013 3:31	51.9	22/11/2013 4:36	45.0
16/11/2013 23:16	63.5	18/11/2013 0:21	62.4	19/11/2013 1:26	61.1	20/11/2013 2:31	54.7	21/11/2013 3:36	53.6	22/11/2013 4:41	44.3
16/11/2013 23:21	63.6	18/11/2013 0:26	62.6	19/11/2013 1:31	60.1	20/11/2013 2:36	56.6	21/11/2013 3:41	52.9	22/11/2013 4:46	53.8
16/11/2013 23:26	63.4	18/11/2013 0:31	62.2	19/11/2013 1:36	62.3	20/11/2013 2:41	54.2	21/11/2013 3:46	49.3	22/11/2013 4:51	54.0
16/11/2013 23:31	62.7	18/11/2013 0:36	61.6	19/11/2013 1:41	61.2	20/11/2013 2:46	53.6	21/11/2013 3:51	51.5	22/11/2013 4:56	50.0
16/11/2013 23:36	63.1	18/11/2013 0:41	61.9	19/11/2013 1:46	60.9	20/11/2013 2:51	54.0	21/11/2013 3:56	49.0	22/11/2013 5:01	55.6
16/11/2013 23:41	63.6	18/11/2013 0:46	61.5	19/11/2013 1:51	61.3	20/11/2013 2:56	53.4	21/11/2013 4:01	38.9	22/11/2013 5:06	56.9
16/11/2013 23:46	63.4	18/11/2013 0:51	61.4	19/11/2013 1:56	60.7	20/11/2013 3:01	54.6	21/11/2013 4:06	47.0	22/11/2013 5:11	54.3
16/11/2013 23:51	62.8	18/11/2013 0:56	61.7	19/11/2013 2:01	60.7	20/11/2013 3:06	51.9	21/11/2013 4:11	57.6	22/11/2013 5:16	55.1
16/11/2013 23:56	62.6	18/11/2013 1:01	60.5	19/11/2013 2:06	57.7	20/11/2013 3:11	54.8	21/11/2013 4:16	57.7	22/11/2013 5:21	54.9
17/11/2013 0:01	62.3	18/11/2013 1:06	61.8	19/11/2013 2:11	55.0	20/11/2013 3:16	55.9	21/11/2013 4:21	43.1	22/11/2013 5:26	56.7
17/11/2013 0:06	62.6	18									

Real-time Noise Data RTN2a (Hong Kong Electric Centre)

23/11/2013 0:56	64.0	24/11/2013 2:01	61.9	25/11/2013 3:06	59.1	26/11/2013 4:11	57.3	27/11/2013 5:16	59.2
23/11/2013 1:01	63.5	24/11/2013 2:06	61.4	25/11/2013 3:11	59.1	26/11/2013 4:16	59.8	27/11/2013 5:21	61.1
23/11/2013 1:06	63.6	24/11/2013 2:11	61.6	25/11/2013 3:16	59.9	26/11/2013 4:21	59.2	27/11/2013 5:26	60.6
23/11/2013 1:11	64.3	24/11/2013 2:16	61.3	25/11/2013 3:21	60.6	26/11/2013 4:26	58.9	27/11/2013 5:31	60.7
23/11/2013 1:16	62.9	24/11/2013 2:21	62.3	25/11/2013 3:26	60.0	26/11/2013 4:31	59.0	27/11/2013 5:36	60.5
23/11/2013 1:21	63.1	24/11/2013 2:26	62.2	25/11/2013 3:31	59.8	26/11/2013 4:36	58.2	27/11/2013 5:41	60.9
23/11/2013 1:26	62.8	24/11/2013 2:31	62.1	25/11/2013 3:36	59.3	26/11/2013 4:41	59.1	27/11/2013 5:46	61.2
23/11/2013 1:31	63.2	24/11/2013 2:36	62.1	25/11/2013 3:41	59.1	26/11/2013 4:46	54.3	27/11/2013 5:51	61.4
23/11/2013 1:36	62.7	24/11/2013 2:41	61.7	25/11/2013 3:46	57.7	26/11/2013 4:51	57.2	27/11/2013 5:56	60.7
23/11/2013 1:41	63.3	24/11/2013 2:46	61.2	25/11/2013 3:51	58.2	26/11/2013 4:56	60.0	27/11/2013 6:01	60.7
23/11/2013 1:46	62.6	24/11/2013 2:51	61.2	25/11/2013 3:56	58.4	26/11/2013 5:01	60.9	27/11/2013 6:06	61.5
23/11/2013 1:51	62.7	24/11/2013 2:56	61.4	25/11/2013 4:01	59.4	26/11/2013 5:06	60.7	27/11/2013 6:11	62.2
23/11/2013 1:56	62.7	24/11/2013 3:01	60.9	25/11/2013 4:06	59.0	26/11/2013 5:11	60.5	27/11/2013 6:16	62.3
23/11/2013 2:01	63.1	24/11/2013 3:06	60.9	25/11/2013 4:11	58.9	26/11/2013 5:16	60.5	27/11/2013 6:21	62.0
23/11/2013 2:06	62.9	24/11/2013 3:11	60.4	25/11/2013 4:16	59.9	26/11/2013 5:21	60.8	27/11/2013 6:26	63.6
23/11/2013 2:11	62.5	24/11/2013 3:16	61.0	25/11/2013 4:21	55.1	26/11/2013 5:26	55.8	27/11/2013 6:31	63.0
23/11/2013 2:16	63.1	24/11/2013 3:21	60.3	25/11/2013 4:26	59.0	26/11/2013 5:31	56.0	27/11/2013 6:36	64.0
23/11/2013 2:21	62.5	24/11/2013 3:26	61.3	25/11/2013 4:31	60.3	26/11/2013 5:36	57.3	27/11/2013 6:41	64.1
23/11/2013 2:26	61.6	24/11/2013 3:31	61.0	25/11/2013 4:36	60.3	26/11/2013 5:41	56.4	27/11/2013 6:46	64.2
23/11/2013 2:31	61.9	24/11/2013 3:36	61.1	25/11/2013 4:41	59.9	26/11/2013 5:46	56.8	27/11/2013 6:51	64.7
23/11/2013 2:36	62.2	24/11/2013 3:41	63.1	25/11/2013 4:46	59.7	26/11/2013 5:51	57.6	27/11/2013 6:56	64.1
23/11/2013 2:41	61.6	24/11/2013 3:46	60.6	25/11/2013 4:51	60.9	26/11/2013 5:56	61.6	27/11/2013 23:01	66.0
23/11/2013 2:46	61.9	24/11/2013 3:51	60.9	25/11/2013 4:56	55.5	26/11/2013 6:01	61.5	27/11/2013 23:06	65.3
23/11/2013 2:51	62.0	24/11/2013 3:56	59.9	25/11/2013 5:01	52.8	26/11/2013 6:06	62.3	27/11/2013 23:11	65.0
23/11/2013 2:56	61.6	24/11/2013 4:01	60.3	25/11/2013 5:06	55.2	26/11/2013 6:11	62.1	27/11/2013 23:16	65.4
23/11/2013 3:01	61.0	24/11/2013 4:06	60.4	25/11/2013 5:11	49.2	26/11/2013 6:16	62.7	27/11/2013 23:21	64.6
23/11/2013 3:06	61.8	24/11/2013 4:11	59.9	25/11/2013 5:16	55.6	26/11/2013 6:21	63.2	27/11/2013 23:26	65.0
23/11/2013 3:11	61.8	24/11/2013 4:16	60.0	25/11/2013 5:21	59.5	26/11/2013 6:26	62.2	27/11/2013 23:31	64.9
23/11/2013 3:16	62.0	24/11/2013 4:21	60.7	25/11/2013 5:26	59.9	26/11/2013 6:31	61.6	27/11/2013 23:36	64.3
23/11/2013 3:21	61.6	24/11/2013 4:26	60.5	25/11/2013 5:31	60.1	26/11/2013 6:36	62.2	27/11/2013 23:41	64.4
23/11/2013 3:26	61.3	24/11/2013 4:31	60.1	25/11/2013 5:36	60.6	26/11/2013 6:41	64.2	27/11/2013 23:46	64.4
23/11/2013 3:31	61.6	24/11/2013 4:36	61.0	25/11/2013 5:41	61.4	26/11/2013 6:46	64.2	27/11/2013 23:51	64.1
23/11/2013 3:36	60.1	24/11/2013 4:41	61.1	25/11/2013 5:46	60.7	26/11/2013 6:51	64.2	27/11/2013 23:56	62.9
23/11/2013 3:41	59.9	24/11/2013 4:46	61.3	25/11/2013 5:51	58.8	26/11/2013 6:56	64.7		
23/11/2013 3:46	60.5	24/11/2013 4:51	61.2	25/11/2013 5:56	59.5	26/11/2013 23:01	64.3		
23/11/2013 3:51	61.1	24/11/2013 4:56	61.2	25/11/2013 6:01	59.5	26/11/2013 23:06	64.6		
23/11/2013 3:56	61.0	24/11/2013 5:01	60.1	25/11/2013 6:06	62.0	26/11/2013 23:11	64.5		
23/11/2013 4:01	60.9	24/11/2013 5:06	59.2	25/11/2013 6:11	62.4	26/11/2013 23:16	64.6		
23/11/2013 4:06	60.6	24/11/2013 5:11	60.4	25/11/2013 6:16	61.9	26/11/2013 23:21	64.5		
23/11/2013 4:11	59.7	24/11/2013 5:16	61.5	25/11/2013 6:21	62.4	26/11/2013 23:26	64.3		
23/11/2013 4:16	60.1	24/11/2013 5:21	60.1	25/11/2013 6:26	63.8	26/11/2013 23:31	64.3		
23/11/2013 4:21	61.7	24/11/2013 5:26	60.3	25/11/2013 6:31	63.3	26/11/2013 23:36	64.1		
23/11/2013 4:26	61.0	24/11/2013 5:31	60.1	25/11/2013 6:36	62.8	26/11/2013 23:41	63.0		
23/11/2013 4:31	61.3	24/11/2013 5:36	59.6	25/11/2013 6:41	62.7	26/11/2013 23:46	62.0		
23/11/2013 4:36	61.2	24/11/2013 5:41	53.5	25/11/2013 6:46	63.1	26/11/2013 23:51	63.3		
23/11/2013 4:41	61.3	24/11/2013 5:46	55.4	25/11/2013 6:51	63.7	26/11/2013 23:56	63.8		
23/11/2013 4:46	60.4	24/11/2013 5:51	60.3	25/11/2013 6:56	63.8	27/11/2013 0:01	63.6		
23/11/2013 4:51	61.1	24/11/2013 5:56	60.2	25/11/2013 23:01	64.6	27/11/2013 0:06	64.2		
23/11/2013 4:56	60.5	24/11/2013 6:01	60.9	25/11/2013 23:06	64.0	27/11/2013 0:11	63.2		
23/11/2013 5:01	61.3	24/11/2013 6:06	60.9	25/11/2013 23:11	64.6	27/11/2013 0:16	63.6		
23/11/2013 5:06	60.6	24/11/2013 6:11	60.6	25/11/2013 23:16	64.5	27/11/2013 0:21	63.2		
23/11/2013 5:11	61.4	24/11/2013 6:16	61.3	25/11/2013 23:21	64.3	27/11/2013 0:26	63.7		
23/11/2013 5:16	60.9	24/11/2013 6:21	60.5	25/11/2013 23:26	64.0	27/11/2013 0:31	63.3		
23/11/2013 5:21	58.8	24/11/2013 6:26	61.1	25/11/2013 23:31	64.3	27/11/2013 0:36	63.4		
23/11/2013 5:26	58.0	24/11/2013 6:31	60.8	25/11/2013 23:36	64.5	27/11/2013 0:41	63.1		
23/11/2013 5:31	57.7	24/11/2013 6:36	61.8	25/11/2013 23:41	62.8	27/11/2013 0:46	63.2		
23/11/2013 5:36	60.2	24/11/2013 6:41	61.2	25/11/2013 23:46	63.1	27/11/2013 0:51	62.7		
23/11/2013 5:41	61.6	24/11/2013 6:46	62.0	25/11/2013 23:51	63.5	27/11/2013 0:56	62.2		
23/11/2013 5:46	62.1	24/11/2013 6:51	61.7	25/11/2013 23:56	64.1	27/11/2013 1:01	61.8		
23/11/2013 5:51	62.0	24/11/2013 6:56	61.6	26/11/2013 0:01	64.3	27/11/2013 1:06	62.2		
23/11/2013 5:56	61.9	24/11/2013 23:01	65.0	26/11/2013 0:06	63.9	27/11/2013 1:11	62.7		
23/11/2013 6:01	61.4	24/11/2013 23:06	65.2	26/11/2013 0:11	64.0	27/11/2013 1:16	61.9		
23/11/2013 6:06	62.1	24/11/2013 23:11	65.7	26/11/2013 0:16	63.9	27/11/2013 1:21	61.9		
23/11/2013 6:11	59.5	24/11/2013 23:16	65.3	26/11/2013 0:21	64.0	27/11/2013 1:26	61.5		
23/11/2013 6:16	58.1	24/11/2013 23:21	65.4	26/11/2013 0:26	62.4	27/11/2013 1:31	61.5		
23/11/2013 6:21	60.3	24/11/2013 23:26	65.5	26/11/2013 0:31	61.3	27/11/2013 1:36	61.8		
23/11/2013 6:26	62.6	24/11/2013 23:31	65.5	26/11/2013 0:36	60.8	27/11/2013 1:41	61.9		
23/11/2013 6:31	62.7	24/11/2013 23:36	64.9	26/11/2013 0:41	62.3	27/11/2013 1:46	61.4		
23/11/2013 6:36	62.7	24/11/2013 23:41	65.0	26/11/2013 0:46	63.0	27/11/2013 1:51	61.6		
23/11/2013 6:41	63.2	24/11/2013 23:46	65.0	26/11/2013 0:51	62.7	27/11/2013 1:56	61.5		
23/11/2013 6:46	63.8	24/11/2013 23:51	64.7	26/11/2013 0:56	62.2	27/11/2013 2:01	61.3		
23/11/2013 6:51	63.5	24/11/2013 23:56	64.2	26/11/2013 1:01	62.3	27/11/2013 2:06	59.2		
23/11/2013 6:56	64.0	25/11/2013 0:01	64.6	26/11/2013 1:06	62.2	27/11/2013 2:11	60.3		
23/11/2013 23:01	64.9	25/11/2013 0:06	64.2	26/11/2013 1:11	62.1	27/11/2013 2:16	60.8		
23/11/2013 23:06	64.5	25/11/2013 0:11	64.2	26/11/2013 1:16	60.5	27/11/2013 2:21	59.9		
23/11/2013 23:11	64.9	25/11/2013 0:16	63.8	26/11/2013 1:21	59.6	27/11/2013 2:26	59.8		
23/11/2013 23:16	64.4	25/11/2013 0:21	63.8	26/11/2013 1:26	59.7	27/11/2013 2:31	60.2		
23/11/2013 23:21	64.3	25/11/2013 0:26	63.7	26/11/2013 1:31	62.0	27/11/2013 2:36	60.3		
23/11/2013 23:26	63.9	25/11/2013 0:31	64.2	26/11/2013 1:36	61.4	27/11/2013 2:41	60.7		
23/11/2013 23:31	64.0	25/11/2013 0:36	64.0	26/11/2013 1:41	61.5	27/11/2013 2:46	61.0		
23/11/2013 23:36	64.3	25/11/2013 0:41	64.5	26/11/2013 1:46	61.0	27/11/2013 2:51	60.8		
23/11/2013 23:41	64.8	25/11/2013 0:46	63.9	26/11/2013 1:51	60.8	27/11/2013 2:56	60.4		
23/11/2013 23:46	64.3	25/11/2013 0:51	63.4	26/11/2013 1:56	60.9	27/11/2013 3:01	60.2		
23/11/2013 23:51	64.0	25/11/2013 0:56	62.7	26/11/2013 2:01	59.8	27/11/2013 3:06	59.9		
23/11/2013 23:56	64.4	25/11/2013 1:01	62.2	26/11/2013 2:06	56.4	27/11/2013 3:11	59.0		
24/11/2013 0:01	64.4	25/11/2013 1:06	60.1	26/11/2013 2:11	61.3	27/11/2013 3:16	58.7		
24/11/2013 0:06	64.2	25/11/2013 1:11	61.4	26/11/2013 2:16	60.9	27/11/2013 3:21	59.9		
24/11/2013 0:11	63.7	25/11/2013 1:16	62.2	26/11/2013 2:21	61.6	27/11/2013 3:26	59.4		
24/11/2013 0:16	64.3	25/11/2013 1:21	61.6	26/11/2013 2:26	60.9	27/11/2013 3:31	59.7		
24/11/2013 0:21	63.5	25/11/2013 1:26	61.7	2					

Real-time Noise Data	RTN3 (Po Leung Kuk Yu Lee Mo Fan Memorial School)			
Normal Day 07:00-19:00	1/11/2013 12:01 67.9	6/11/2013 18:31 68.2	12/11/2013 13:01 69.2	18/11/2013 7:31 68.8
	1/11/2013 12:31 68.2	7/11/2013 7:01 68.4	12/11/2013 13:31 69.3	18/11/2013 8:01 65.8
	1/11/2013 13:01 68.4	7/11/2013 7:31 69.0	12/11/2013 14:01 68.1	18/11/2013 8:31 67.7
28/10/2013 7:01 68.1	1/11/2013 13:31 68.8	7/11/2013 8:01 68.9	12/11/2013 14:31 67.5	18/11/2013 9:01 67.8
28/10/2013 7:31 68.8	1/11/2013 14:01 69.3	7/11/2013 8:31 68.5	12/11/2013 15:01 67.9	18/11/2013 9:31 55.4
28/10/2013 8:01 68.8	1/11/2013 14:31 68.8	7/11/2013 9:01 69.7	12/11/2013 15:31 66.2	18/11/2013 10:01 50.4
28/10/2013 8:31 68.4	1/11/2013 15:01 69.2	7/11/2013 9:31 61.0	12/11/2013 16:01 65.5	18/11/2013 10:31 68.4
28/10/2013 9:01 69.5	1/11/2013 15:31 67.6	7/11/2013 10:01 69.7	12/11/2013 16:31 66.1	18/11/2013 11:01 68.9
28/10/2013 9:31 58.3	1/11/2013 16:01 69.3	7/11/2013 10:31 69.4	12/11/2013 17:01 69.3	18/11/2013 11:31 68.4
28/10/2013 10:01 69.5	1/11/2013 16:31 69.1	7/11/2013 11:01 69.3	12/11/2013 17:31 69.5	18/11/2013 12:01 68.1
28/10/2013 10:31 69.1	1/11/2013 17:01 68.2	7/11/2013 11:31 69.1	12/11/2013 18:01 69.5	18/11/2013 12:31 68.3
28/10/2013 11:01 69.6	1/11/2013 17:31 68.2	7/11/2013 12:01 68.9	12/11/2013 18:31 69.1	18/11/2013 13:01 68.2
28/10/2013 11:31 68.6	1/11/2013 18:01 67.5	7/11/2013 12:31 68.3	13/11/2013 7:01 59.0	18/11/2013 13:31 68.8
28/10/2013 12:01 68.0	1/11/2013 18:31 67.1	7/11/2013 13:01 68.6	13/11/2013 7:31 61.7	18/11/2013 14:01 69.6
28/10/2013 12:31 68.0	2/11/2013 7:01 66.3	7/11/2013 13:31 69.7	13/11/2013 8:01 69.0	18/11/2013 14:31 69.3
28/10/2013 13:01 68.3	2/11/2013 7:31 67.4	7/11/2013 14:01 69.2	13/11/2013 8:31 66.7	18/11/2013 15:01 68.9
28/10/2013 13:31 69.6	2/11/2013 8:01 68.2	7/11/2013 14:31 69.2	13/11/2013 9:01 67.6	18/11/2013 15:31 68.8
28/10/2013 14:01 69.2	2/11/2013 8:31 68.3	7/11/2013 15:01 69.4	13/11/2013 9:31 62.9	18/11/2013 16:01 62.2
28/10/2013 14:31 69.5	2/11/2013 9:01 68.3	7/11/2013 15:31 68.6	13/11/2013 10:01 65.5	18/11/2013 16:31 69.7
28/10/2013 15:01 68.8	2/11/2013 9:31 68.2	7/11/2013 16:01 68.6	13/11/2013 10:31 65.0	18/11/2013 17:01 68.6
28/10/2013 15:31 69.6	2/11/2013 10:01 68.2	7/11/2013 16:31 69.3	13/11/2013 11:01 60.8	18/11/2013 17:31 68.2
28/10/2013 16:01 69.1	2/11/2013 10:31 67.1	7/11/2013 17:01 68.2	13/11/2013 11:31 53.5	18/11/2013 18:01 67.7
28/10/2013 16:31 68.7	2/11/2013 11:01 69.0	7/11/2013 17:31 67.6	13/11/2013 12:01 69.5	18/11/2013 18:31 67.1
28/10/2013 17:01 44.2	2/11/2013 11:31 68.3	7/11/2013 18:01 67.5	13/11/2013 12:31 69.6	18/11/2013 19:01 68.4
28/10/2013 17:31 69.4	2/11/2013 12:01 68.1	7/11/2013 18:31 67.7	13/11/2013 13:01 69.2	19/11/2013 7:31 69.2
28/10/2013 18:01 68.1	2/11/2013 12:31 68.2	8/11/2013 7:01 68.3	13/11/2013 13:31 61.3	19/11/2013 8:01 68.6
28/10/2013 18:31 68.0	2/11/2013 13:01 68.2	8/11/2013 7:31 69.2	13/11/2013 14:01 65.3	19/11/2013 8:31 67.3
29/10/2013 7:01 67.7	2/11/2013 13:31 68.4	8/11/2013 8:01 68.7	13/11/2013 14:31 57.3	19/11/2013 9:01 55.1
29/10/2013 7:31 68.5	2/11/2013 14:01 68.0	8/11/2013 8:31 66.3	13/11/2013 15:01 60.0	19/11/2013 9:31 65.3
29/10/2013 8:01 68.1	2/11/2013 14:31 68.3	8/11/2013 9:01 69.5	13/11/2013 15:31 60.9	19/11/2013 10:01 60.7
29/10/2013 8:31 66.4	2/11/2013 15:01 68.3	8/11/2013 9:31 55.9	13/11/2013 16:01 55.0	19/11/2013 10:31 66.3
29/10/2013 9:01 66.0	2/11/2013 15:31 68.1	8/11/2013 10:01 69.6	13/11/2013 16:31 61.6	19/11/2013 11:01 59.4
29/10/2013 9:31 67.7	2/11/2013 16:01 68.2	8/11/2013 10:31 69.0	13/11/2013 17:01 69.5	19/11/2013 11:31 60.8
29/10/2013 10:01 58.2	2/11/2013 16:31 68.2	8/11/2013 11:01 69.1	13/11/2013 17:31 69.3	19/11/2013 12:01 68.7
29/10/2013 10:31 58.8	2/11/2013 17:01 68.2	8/11/2013 11:31 68.8	13/11/2013 18:01 69.4	19/11/2013 12:31 68.4
29/10/2013 11:01 69.0	2/11/2013 17:31 67.5	8/11/2013 12:01 67.5	13/11/2013 18:31 68.9	19/11/2013 13:01 68.5
29/10/2013 11:31 68.3	2/11/2013 18:01 67.6	8/11/2013 12:31 66.6	14/11/2013 7:01 68.8	19/11/2013 13:31 66.3
29/10/2013 12:01 68.1	2/11/2013 18:31 67.7	8/11/2013 13:01 69.0	14/11/2013 7:31 69.4	19/11/2013 14:01 60.3
29/10/2013 12:31 68.2	4/11/2013 7:01 68.7	8/11/2013 13:31 69.2	14/11/2013 8:01 68.1	19/11/2013 14:31 62.7
29/10/2013 13:01 68.4	4/11/2013 7:31 68.7	8/11/2013 14:01 68.9	14/11/2013 8:31 67.5	19/11/2013 15:01 54.0
29/10/2013 13:31 68.7	4/11/2013 8:01 67.2	8/11/2013 14:31 67.0	14/11/2013 9:01 68.4	19/11/2013 15:31 68.9
29/10/2013 14:01 68.7	4/11/2013 8:31 65.4	8/11/2013 15:01 68.8	14/11/2013 9:31 61.6	19/11/2013 16:01 69.4
29/10/2013 14:31 68.2	4/11/2013 9:01 68.9	8/11/2013 15:31 68.7	14/11/2013 10:01 46.1	19/11/2013 16:31 69.6
29/10/2013 15:01 69.2	4/11/2013 9:31 69.2	8/11/2013 16:01 69.1	14/11/2013 10:31 69.4	19/11/2013 17:01 68.6
29/10/2013 15:31 68.5	4/11/2013 10:01 69.4	8/11/2013 16:31 68.9	14/11/2013 11:01 61.5	19/11/2013 17:31 68.3
29/10/2013 16:01 69.1	4/11/2013 10:31 68.8	8/11/2013 17:01 68.8	14/11/2013 11:31 69.3	19/11/2013 18:01 67.9
29/10/2013 16:31 69.5	4/11/2013 11:01 68.0	8/11/2013 17:31 68.3	14/11/2013 12:01 69.1	19/11/2013 18:31 68.0
29/10/2013 17:01 68.4	4/11/2013 11:31 67.9	8/11/2013 18:01 67.9	14/11/2013 12:31 68.8	20/11/2013 7:01 67.9
29/10/2013 17:31 68.1	4/11/2013 12:01 68.5	8/11/2013 18:31 64.6	14/11/2013 13:01 68.9	20/11/2013 7:31 69.0
29/10/2013 18:01 67.9	4/11/2013 12:31 68.5	9/11/2013 7:01 67.0	14/11/2013 13:31 57.1	20/11/2013 8:01 67.0
29/10/2013 18:31 67.9	4/11/2013 13:01 68.6	9/11/2013 7:31 67.7	14/11/2013 14:01 68.8	20/11/2013 8:31 66.6
30/10/2013 7:01 68.4	4/11/2013 13:31 68.7	9/11/2013 8:01 68.5	14/11/2013 14:31 68.1	20/11/2013 9:01 68.4
30/10/2013 7:31 69.3	4/11/2013 14:01 68.8	9/11/2013 8:31 68.7	14/11/2013 15:01 69.5	20/11/2013 9:31 69.4
30/10/2013 8:01 68.5	4/11/2013 14:31 68.2	9/11/2013 9:01 68.7	14/11/2013 15:31 69.6	20/11/2013 10:01 69.2
30/10/2013 8:31 67.3	4/11/2013 15:01 68.1	9/11/2013 9:31 68.9	14/11/2013 16:01 60.5	20/11/2013 10:31 69.5
30/10/2013 9:01 67.4	4/11/2013 15:31 68.5	9/11/2013 10:01 69.0	14/11/2013 16:31 62.7	20/11/2013 11:01 60.8
30/10/2013 9:31 69.1	4/11/2013 16:01 67.7	9/11/2013 10:31 68.7	14/11/2013 17:01 69.4	20/11/2013 11:31 68.4
30/10/2013 10:01 69.6	4/11/2013 16:31 68.7	9/11/2013 11:01 68.7	14/11/2013 17:31 69.1	20/11/2013 12:01 68.6
30/10/2013 10:31 69.3	4/11/2013 17:01 55.9	9/11/2013 11:31 68.3	14/11/2013 18:01 68.4	20/11/2013 12:31 68.3
30/10/2013 11:01 69.5	4/11/2013 17:31 59.5	9/11/2013 12:01 69.1	14/11/2013 18:31 68.8	20/11/2013 13:01 68.3
30/10/2013 11:31 68.6	4/11/2013 18:01 68.1	9/11/2013 12:31 67.8	15/11/2013 7:01 68.7	20/11/2013 13:31 58.6
30/10/2013 12:01 68.5	4/11/2013 18:31 64.4	9/11/2013 13:01 68.2	15/11/2013 7:31 69.3	20/11/2013 14:01 58.7
30/10/2013 12:31 68.3	5/11/2013 7:01 68.8	9/11/2013 13:31 68.8	15/11/2013 8:01 68.7	20/11/2013 14:31 69.0
30/10/2013 13:01 68.2	5/11/2013 7:31 66.6	9/11/2013 14:01 61.0	15/11/2013 8:31 67.2	20/11/2013 15:01 69.1
30/10/2013 13:31 69.1	5/11/2013 8:01 65.9	9/11/2013 14:31 69.6	15/11/2013 9:01 68.6	20/11/2013 15:31 68.5
30/10/2013 14:01 68.7	5/11/2013 8:31 65.5	9/11/2013 15:01 58.8	15/11/2013 9:31 67.9	20/11/2013 16:01 69.2
30/10/2013 14:31 68.4	5/11/2013 9:01 66.2	9/11/2013 15:31 68.5	15/11/2013 10:01 69.4	20/11/2013 16:31 68.6
30/10/2013 15:01 68.4	5/11/2013 9:31 66.5	9/11/2013 16:01 62.5	15/11/2013 10:31 53.8	20/11/2013 17:01 68.5
30/10/2013 15:31 68.6	5/11/2013 10:01 68.4	9/11/2013 16:31 69.5	15/11/2013 11:01 56.0	20/11/2013 17:31 68.1
30/10/2013 16:01 69.5	5/11/2013 10:31 66.9	9/11/2013 17:01 68.4	15/11/2013 11:31 68.7	20/11/2013 18:01 68.0
30/10/2013 16:31 69.2	5/11/2013 11:01 57.6	9/11/2013 17:31 67.8	15/11/2013 12:01 68.7	20/11/2013 18:31 68.2
30/10/2013 17:01 68.6	5/11/2013 11:31 57.6	9/11/2013 18:01 67.7	15/11/2013 12:31 68.3	21/11/2013 7:01 67.5
30/10/2013 17:31 68.1	5/11/2013 12:01 69.6	9/11/2013 18:31 65.7	15/11/2013 13:01 68.6	21/11/2013 7:31 68.0
30/10/2013 18:01 68.2	5/11/2013 12:31 69.4	11/11/2013 7:01 68.6	15/11/2013 13:31 60.0	21/11/2013 8:01 65.7
30/10/2013 18:31 68.0	5/11/2013 13:01 69.3	11/11/2013 7:31 68.9	15/11/2013 14:01 56.6	21/11/2013 8:31 67.7
31/10/2013 7:01 68.1	5/11/2013 13:31 69.4	11/11/2013 8:01 67.2	15/11/2013 14:31 67.4	21/11/2013 9:01 68.4
31/10/2013 7:31 68.7	5/11/2013 14:01 69.5	11/11/2013 8:31 67.7	15/11/2013 15:01 67.9	21/11/2013 9:31 56.0
31/10/2013 8:01 66.6	5/11/2013 14:31 69.6	11/11/2013 9:01 69.4	15/11/2013 15:31 69.0	21/11/2013 10:01 55.1
31/10/2013 8:31 66.8	5/11/2013 15:01 69.4	11/11/2013 9:31 69.3	15/11/2013 16:01 69.4	21/11/2013 10:31 53.6
31/10/2013 9:01 67.3	5/11/2013 15:31 69.4	11/11/2013 10:01 67.6	15/11/2013 16:31 56.6	21/11/2013 11:01 69.3
31/10/2013 9:31 66.9	5/11/2013 16:01 69.7	11/11/2013 10:31 69.1	15/11/2013 17:01 69.2	21/11/2013 11:31 68.6
31/10/2013 10:01 67.0	5/11/2013 16:31 69.6	11/11/2013 11:01 69.3	15/11/2013 17:31 69.2	21/11/2013 12:01 68.2
31/10/2013 10:31 67.7	5/11/2013 17:01 69.3	11/11/2013 11:31 69.2	15/11/2013 18:01 68.2	21/11/2013 12:31 68.3
31/10/2013 11:01 68.2	5/11/2013 17:31 68.8	11/11/2013 12:01 68.8	15/11/2013 18:31 65.0	21/11/2013 13:01 68.8
31/10/2013 11:31 68.3	5/11/2013 18:01 68.7	11/11/2013 12:31 68.7	16/11/2013 7:01 67.2	21/11/2013 13:31 61.9
31/10/2013 12:01 68.0	5/11/2013 18:31 68.6	11/11/2013 13:01 68.9	16/11/2013 7:31 68.1	21/11/2013 14:01 69.6
31/10/2013 12:31 68.0	6/11/2013 7:01 68.5	11/11/2013 13:31 58.3	16/11/2013 8:01 68.4	21/11/2013 14:31 63.8
31/10/2013 13:01 67.8	6/11/2013 7:31 66.9	11/11/2013 14:01 58.0	16/11/2013 8:31 69.6	21/11/2013 15:01 67.9
31/10/2013 13:31 68.9	6/11/2013 8:01 64.4	11/11/2013 14:31 61.8	16/11/2013 9:01 55.6	21/11/2013 15:31

Real-time Noise Data	RTN3 (Po Leung Kuk Yu Lee Mo Fan Memorial School)				
Normal Day 19:00-23:00	30/10/2013 19:46 60.1	1/11/2013 20:51 59.0	3/11/2013 9:56 61.4	3/11/2013 19:01 58.1	5/11/2013 20:06 64.6
Sunday & Holiday	30/10/2013 19:51 59.7	1/11/2013 20:56 59.7	3/11/2013 10:01 59.9	3/11/2013 19:06 63.4	5/11/2013 20:11 65.2
07:00-23:00	30/10/2013 19:56 60.5	1/11/2013 21:01 60.1	3/11/2013 10:06 61.1	3/11/2013 19:11 54.9	5/11/2013 20:16 64.3
	30/10/2013 20:01 62.3	1/11/2013 21:06 58.0	3/11/2013 10:11 58.7	3/11/2013 19:16 55.0	5/11/2013 20:21 66.8
28/10/2013 19:01 65.2	30/10/2013 20:06 61.7	1/11/2013 21:11 55.9	3/11/2013 10:16 61.5	3/11/2013 19:21 52.2	5/11/2013 20:26 64.2
28/10/2013 19:06 61.9	30/10/2013 20:11 60.1	1/11/2013 21:16 58.9	3/11/2013 10:21 60.8	3/11/2013 19:26 55.2	5/11/2013 20:31 63.8
28/10/2013 19:11 61.1	30/10/2013 20:16 61.0	1/11/2013 21:21 55.7	3/11/2013 10:26 63.3	3/11/2013 19:31 58.0	5/11/2013 20:36 63.2
28/10/2013 19:16 62.1	30/10/2013 20:21 60.3	1/11/2013 21:26 56.2	3/11/2013 10:31 61.6	3/11/2013 19:36 53.0	5/11/2013 20:41 63.8
28/10/2013 19:21 63.6	30/10/2013 20:26 62.9	1/11/2013 21:31 60.0	3/11/2013 10:36 61.8	3/11/2013 19:41 48.6	5/11/2013 20:46 62.6
28/10/2013 19:26 63.3	30/10/2013 20:31 59.7	1/11/2013 21:36 60.1	3/11/2013 10:41 61.3	3/11/2013 19:46 51.7	5/11/2013 20:51 60.9
28/10/2013 19:31 64.5	30/10/2013 20:36 60.3	1/11/2013 21:41 58.2	3/11/2013 10:46 61.4	3/11/2013 19:51 66.5	5/11/2013 20:56 62.4
28/10/2013 19:36 62.0	30/10/2013 20:41 61.0	1/11/2013 21:46 60.3	3/11/2013 10:51 61.9	3/11/2013 19:56 53.7	5/11/2013 21:01 63.0
28/10/2013 19:41 61.7	30/10/2013 20:46 56.3	1/11/2013 21:51 55.5	3/11/2013 10:56 62.6	3/11/2013 20:01 55.7	5/11/2013 21:06 60.2
28/10/2013 19:46 60.9	30/10/2013 20:51 60.0	1/11/2013 21:56 61.7	3/11/2013 11:01 61.7	3/11/2013 20:06 66.5	5/11/2013 21:11 61.7
28/10/2013 19:51 60.9	30/10/2013 20:56 55.9	1/11/2013 22:01 58.7	3/11/2013 11:06 63.1	3/11/2013 20:11 47.9	5/11/2013 21:16 62.2
28/10/2013 19:56 61.8	30/10/2013 21:01 47.9	1/11/2013 22:06 55.3	3/11/2013 11:11 62.4	3/11/2013 20:16 52.5	5/11/2013 21:21 63.1
28/10/2013 20:01 61.6	30/10/2013 21:06 57.5	1/11/2013 22:11 57.7	3/11/2013 11:16 61.0	3/11/2013 20:21 53.9	5/11/2013 21:26 61.9
28/10/2013 20:06 66.2	30/10/2013 21:11 59.3	1/11/2013 22:16 62.1	3/11/2013 11:21 62.4	3/11/2013 20:26 56.6	5/11/2013 21:31 61.3
28/10/2013 20:11 60.9	30/10/2013 21:16 59.3	1/11/2013 22:21 60.3	3/11/2013 11:26 62.5	3/11/2013 20:31 66.3	5/11/2013 21:36 62.4
28/10/2013 20:16 60.7	30/10/2013 21:21 56.0	1/11/2013 22:26 58.9	3/11/2013 11:31 59.1	3/11/2013 20:36 52.8	5/11/2013 21:41 63.5
28/10/2013 20:21 62.9	30/10/2013 21:26 59.6	1/11/2013 22:31 58.5	3/11/2013 11:36 61.9	3/11/2013 20:41 66.5	5/11/2013 21:46 61.5
28/10/2013 20:26 59.5	30/10/2013 21:31 57.0	1/11/2013 22:36 58.9	3/11/2013 11:41 62.5	3/11/2013 20:46 66.2	5/11/2013 21:51 60.4
28/10/2013 20:31 59.6	30/10/2013 21:36 52.8	1/11/2013 22:41 58.5	3/11/2013 11:46 62.4	3/11/2013 20:51 66.4	5/11/2013 21:56 62.0
28/10/2013 20:36 58.4	30/10/2013 21:41 62.0	1/11/2013 22:46 60.8	3/11/2013 11:51 61.3	3/11/2013 20:56 66.4	5/11/2013 22:01 63.1
28/10/2013 20:41 59.9	30/10/2013 21:46 61.2	1/11/2013 22:51 59.1	3/11/2013 11:56 61.7	3/11/2013 21:01 66.4	5/11/2013 22:06 61.5
28/10/2013 20:46 57.9	30/10/2013 21:51 58.9	1/11/2013 22:56 61.2	3/11/2013 12:01 61.8	3/11/2013 21:06 66.5	5/11/2013 22:11 62.3
28/10/2013 20:51 59.1	30/10/2013 21:56 60.2	2/11/2013 19:01 61.7	3/11/2013 12:06 61.6	3/11/2013 21:11 66.4	5/11/2013 22:16 60.5
28/10/2013 20:56 56.2	30/10/2013 22:01 59.1	2/11/2013 19:06 61.1	3/11/2013 12:11 62.4	3/11/2013 21:16 49.2	5/11/2013 22:21 61.6
28/10/2013 21:01 58.9	30/10/2013 22:06 57.7	2/11/2013 19:11 60.5	3/11/2013 12:16 61.7	3/11/2013 21:21 52.2	5/11/2013 22:26 63.0
28/10/2013 21:06 60.0	30/10/2013 22:11 57.8	2/11/2013 19:16 60.8	3/11/2013 12:21 63.3	3/11/2013 21:26 66.4	5/11/2013 22:31 63.5
28/10/2013 21:11 55.5	30/10/2013 22:16 61.8	2/11/2013 19:21 47.9	3/11/2013 12:26 61.0	3/11/2013 21:31 52.0	5/11/2013 22:36 61.3
28/10/2013 21:16 56.6	30/10/2013 22:21 40.1	2/11/2013 19:26 59.1	3/11/2013 12:31 61.8	3/11/2013 21:36 66.2	5/11/2013 22:41 61.7
28/10/2013 21:21 59.2	30/10/2013 22:26 57.3	2/11/2013 19:31 62.0	3/11/2013 12:36 61.4	3/11/2013 21:41 66.1	5/11/2013 22:46 59.3
28/10/2013 21:26 58.4	30/10/2013 22:31 57.5	2/11/2013 19:36 53.9	3/11/2013 12:41 60.7	3/11/2013 21:46 60.3	5/11/2013 22:51 61.2
28/10/2013 21:31 59.6	30/10/2013 22:36 57.9	2/11/2013 19:41 52.0	3/11/2013 12:46 61.2	3/11/2013 21:51 61.0	5/11/2013 22:56 59.6
28/10/2013 21:36 54.4	30/10/2013 22:41 52.0	2/11/2013 19:46 46.2	3/11/2013 12:51 61.4	3/11/2013 21:56 58.0	6/11/2013 19:01 62.7
28/10/2013 21:41 60.1	30/10/2013 22:46 57.5	2/11/2013 19:51 52.2	3/11/2013 12:56 62.0	3/11/2013 22:01 43.1	6/11/2013 19:06 62.8
28/10/2013 21:46 60.1	30/10/2013 22:51 49.7	2/11/2013 19:56 59.0	3/11/2013 13:01 60.0	3/11/2013 22:06 54.2	6/11/2013 19:11 63.2
28/10/2013 21:51 56.6	30/10/2013 22:56 58.0	2/11/2013 20:01 60.3	3/11/2013 13:06 62.8	3/11/2013 22:11 51.0	6/11/2013 19:16 62.5
28/10/2013 21:56 57.2	31/10/2013 19:01 64.8	2/11/2013 20:06 56.8	3/11/2013 13:11 61.5	3/11/2013 22:16 56.1	6/11/2013 19:21 63.6
28/10/2013 22:01 47.1	31/10/2013 19:06 64.5	2/11/2013 20:11 56.5	3/11/2013 13:16 61.8	3/11/2013 22:21 56.9	6/11/2013 19:26 63.2
28/10/2013 22:06 57.5	31/10/2013 19:11 64.1	2/11/2013 20:16 59.3	3/11/2013 13:21 59.4	3/11/2013 22:26 54.9	6/11/2013 19:31 63.1
28/10/2013 22:11 53.9	31/10/2013 19:16 65.2	2/11/2013 20:21 54.0	3/11/2013 13:26 59.7	3/11/2013 22:31 56.1	6/11/2013 19:36 63.0
28/10/2013 22:16 56.2	31/10/2013 19:21 57.0	2/11/2013 20:26 57.2	3/11/2013 13:31 59.8	3/11/2013 22:36 56.2	6/11/2013 19:41 63.8
28/10/2013 22:21 59.4	31/10/2013 19:26 60.3	2/11/2013 20:31 57.3	3/11/2013 13:36 61.2	3/11/2013 22:41 46.2	6/11/2013 19:46 63.0
28/10/2013 22:26 59.2	31/10/2013 19:31 59.4	2/11/2013 20:36 56.9	3/11/2013 13:41 60.8	3/11/2013 22:46 53.7	6/11/2013 19:51 61.5
28/10/2013 22:31 58.9	31/10/2013 19:36 62.0	2/11/2013 20:41 49.2	3/11/2013 13:46 61.1	3/11/2013 22:51 66.3	6/11/2013 19:56 62.3
28/10/2013 22:36 66.5	31/10/2013 19:41 62.2	2/11/2013 20:46 55.2	3/11/2013 13:51 61.4	3/11/2013 22:56 66.4	6/11/2013 20:01 62.9
28/10/2013 22:41 59.4	31/10/2013 19:46 60.6	2/11/2013 20:51 56.0	3/11/2013 13:56 63.1	4/11/2013 19:01 63.7	6/11/2013 20:06 62.4
28/10/2013 22:46 52.2	31/10/2013 19:51 62.2	2/11/2013 20:56 58.4	3/11/2013 14:01 62.5	4/11/2013 19:06 65.1	6/11/2013 20:11 62.4
28/10/2013 22:51 53.9	31/10/2013 19:56 60.4	2/11/2013 21:01 59.3	3/11/2013 14:06 59.4	4/11/2013 19:11 64.1	6/11/2013 20:16 62.7
28/10/2013 22:56 54.2	31/10/2013 20:01 61.2	2/11/2013 21:06 57.0	3/11/2013 14:11 62.9	4/11/2013 19:16 63.9	6/11/2013 20:21 62.0
29/10/2013 19:01 61.0	31/10/2013 20:06 61.1	2/11/2013 21:11 66.3	3/11/2013 14:16 61.7	4/11/2013 19:21 64.5	6/11/2013 20:26 60.5
29/10/2013 19:06 61.7	31/10/2013 20:11 60.5	2/11/2013 21:16 53.7	3/11/2013 14:21 59.6	4/11/2013 19:26 64.1	6/11/2013 20:31 60.6
29/10/2013 19:11 62.5	31/10/2013 20:16 55.2	2/11/2013 21:21 50.6	3/11/2013 14:26 63.3	4/11/2013 19:31 64.7	6/11/2013 20:36 61.1
29/10/2013 19:16 62.2	31/10/2013 20:21 58.4	2/11/2013 21:26 50.2	3/11/2013 14:31 60.7	4/11/2013 19:36 64.2	6/11/2013 20:41 62.3
29/10/2013 19:21 62.6	31/10/2013 20:26 59.3	2/11/2013 21:31 66.3	3/11/2013 14:36 60.4	4/11/2013 19:41 64.6	6/11/2013 20:46 59.9
29/10/2013 19:26 62.9	31/10/2013 20:31 60.4	2/11/2013 21:36 53.0	3/11/2013 14:41 61.9	4/11/2013 19:46 65.0	6/11/2013 20:51 61.0
29/10/2013 19:31 61.3	31/10/2013 20:36 57.5	2/11/2013 21:41 59.0	3/11/2013 14:46 61.0	4/11/2013 19:51 65.6	6/11/2013 20:56 59.3
29/10/2013 19:36 61.7	31/10/2013 20:41 61.4	2/11/2013 21:46 47.9	3/11/2013 14:51 62.3	4/11/2013 19:56 64.4	6/11/2013 21:01 58.3
29/10/2013 19:41 64.1	31/10/2013 20:46 58.9	2/11/2013 21:51 63.0	3/11/2013 14:56 62.0	4/11/2013 20:01 65.1	6/11/2013 21:06 60.4
29/10/2013 19:46 61.4	31/10/2013 20:51 58.6	2/11/2013 21:56 66.4	3/11/2013 15:01 61.6	4/11/2013 20:06 65.3	6/11/2013 21:11 59.4
29/10/2013 19:51 61.8	31/10/2013 20:56 56.1	2/11/2013 22:01 46.2	3/11/2013 15:06 60.4	4/11/2013 20:11 65.8	6/11/2013 21:16 59.1
29/10/2013 19:56 61.7	31/10/2013 21:01 59.4	2/11/2013 22:06 54.6	3/11/2013 15:11 60.4	4/11/2013 20:16 65.0	6/11/2013 21:21 58.9
29/10/2013 20:01 60.7	31/10/2013 21:06 55.6	2/11/2013 22:11 53.4	3/11/2013 15:16 61.5	4/11/2013 20:21 51.3	6/11/2013 21:26 61.5
29/10/2013 20:06 62.9	31/10/2013 21:11 50.2	2/11/2013 22:16 55.0	3/11/2013 15:21 62.6	4/11/2013 20:26 62.9	6/11/2013 21:31 63.7
29/10/2013 20:11 59.0	31/10/2013 21:16 55.9	2/11/2013 22:21 55.0	3/11/2013 15:26 58.9	4/11/2013 20:31 64.5	6/11/2013 21:36 60.8
29/10/2013 20:16 61.5	31/10/2013 21:21 61.8	2/11/2013 22:26 66.5	3/11/2013 15:31 60.3	4/11/2013 20:36 65.4	6/11/2013 21:41 62.1
29/10/2013 20:21 61.8	31/10/2013 21:26 57.0	2/11/2013 22:31 60.6	3/11/2013 15:36 61.4	4/11/2013 20:41 65.7	6/11/2013 21:46 59.1
29/10/2013 20:26 59.1	31/10/2013 21:31 62.0	2/11/2013 22:36 62.4	3/11/2013 15:41 61.7	4/11/2013 20:46 65.1	6/11/2013 21:51 62.4
29/10/2013 20:31 59.7	31/10/2013 21:36 58.2	2/11/2013 22:41 47.9	3/11/2013 15:46 60.3	4/11/2013 20:51 65.7	6/11/2013 21:56 61.0
29/10/2013 20:36 59.6	31/10/2013 21:41 59.6	2/11/2013 22:46 57.2	3/11/2013 15:51 59.4	4/11/2013 20:56 64.8	6/11/2013 22:01 61.1
29/10/2013 20:41 59.0	31/10/2013 21:46 58.9	2/11/2013 22:51 52.0	3/11/2013 15:56 60.8	4/11/2013 21:01 66.1	6/11/2013 22:06 58.8
29/10/2013 20:46 62.2	31/10/2013 21:51 57.7	2/11/2013 22:56 66.4	3/11/2013 16:01 59.4	4/11/2013 21:06 65.1	6/11/2013 22:11 61.6
29/10/2013 20:51 57.9	31/10/2013 21:56 61.7	3/11/2013 7:01 64.7	3/11/2013 16:06 62.0	4/11/2013 21:11 65.3	6/11/2013



Real-time Noise Data	RTN3 (Po Leung Kuk Yu Lee Mo Fan Memorial School)										
7/11/2013 21:11	59.6	9/11/2013 22:16	54.0	10/11/2013 15:21	63.0	11/11/2013 20:26	62.1	13/11/2013 21:31	62.0	15/11/2013 22:36	59.6
7/11/2013 21:16	56.1	9/11/2013 22:21	58.6	10/11/2013 15:26	62.2	11/11/2013 20:31	60.8	13/11/2013 21:36	64.0	15/11/2013 22:41	62.9
7/11/2013 21:21	59.7	9/11/2013 22:26	55.2	10/11/2013 15:31	62.3	11/11/2013 20:36	62.0	13/11/2013 21:41	62.3	15/11/2013 22:46	60.9
7/11/2013 21:26	58.4	9/11/2013 22:31	53.4	10/11/2013 15:36	65.0	11/11/2013 20:41	59.3	13/11/2013 21:46	63.1	15/11/2013 22:51	63.9
7/11/2013 21:31	60.3	9/11/2013 22:36	52.5	10/11/2013 15:41	62.9	11/11/2013 20:46	59.4	13/11/2013 21:51	62.0	15/11/2013 22:56	60.2
7/11/2013 21:36	60.0	9/11/2013 22:41	60.3	10/11/2013 15:46	63.3	11/11/2013 20:51	60.5	13/11/2013 21:56	61.1	16/11/2013 19:01	62.3
7/11/2013 21:41	57.5	9/11/2013 22:46	58.5	10/11/2013 15:51	64.2	11/11/2013 20:56	58.6	13/11/2013 22:01	63.2	16/11/2013 19:06	62.0
7/11/2013 21:46	61.2	9/11/2013 22:51	53.0	10/11/2013 15:56	65.0	11/11/2013 21:01	59.6	13/11/2013 22:06	63.3	16/11/2013 19:11	62.7
7/11/2013 21:51	59.7	9/11/2013 22:56	56.3	10/11/2013 16:01	64.8	11/11/2013 21:06	58.2	13/11/2013 22:11	62.5	16/11/2013 19:16	60.7
7/11/2013 21:56	57.9	10/11/2013 7:01	59.6	10/11/2013 16:06	63.4	11/11/2013 21:11	58.9	13/11/2013 22:16	62.0	16/11/2013 19:21	62.6
7/11/2013 22:01	60.8	10/11/2013 7:06	65.8	10/11/2013 16:11	63.8	11/11/2013 21:16	58.7	13/11/2013 22:21	62.4	16/11/2013 19:26	62.3
7/11/2013 22:06	57.4	10/11/2013 7:11	57.8	10/11/2013 16:16	60.8	11/11/2013 21:21	60.1	13/11/2013 22:26	62.2	16/11/2013 19:31	63.3
7/11/2013 22:11	60.6	10/11/2013 7:16	66.2	10/11/2013 16:21	64.1	11/11/2013 21:26	59.6	13/11/2013 22:31	60.7	16/11/2013 19:36	62.4
7/11/2013 22:16	61.8	10/11/2013 7:21	57.6	10/11/2013 16:26	61.9	11/11/2013 21:31	61.1	13/11/2013 22:36	61.7	16/11/2013 19:41	59.8
7/11/2013 22:21	62.2	10/11/2013 7:26	58.5	10/11/2013 16:31	63.0	11/11/2013 21:36	60.7	13/11/2013 22:41	61.5	16/11/2013 19:46	62.1
7/11/2013 22:26	59.8	10/11/2013 7:31	58.7	10/11/2013 16:36	61.9	11/11/2013 21:41	58.2	13/11/2013 22:46	62.6	16/11/2013 19:51	62.6
7/11/2013 22:31	60.0	10/11/2013 7:36	54.0	10/11/2013 16:41	59.1	11/11/2013 21:46	59.0	13/11/2013 22:51	63.1	16/11/2013 19:56	61.8
7/11/2013 22:36	60.7	10/11/2013 7:41	55.7	10/11/2013 16:46	60.6	11/11/2013 21:51	55.6	13/11/2013 22:56	63.4	16/11/2013 20:01	61.3
7/11/2013 22:41	60.7	10/11/2013 7:46	60.9	10/11/2013 16:51	57.5	11/11/2013 21:56	60.3	14/11/2013 19:01	55.6	16/11/2013 20:06	59.9
7/11/2013 22:46	56.8	10/11/2013 7:51	61.1	10/11/2013 16:56	60.2	11/11/2013 22:01	56.8	14/11/2013 19:06	65.4	16/11/2013 20:11	59.8
7/11/2013 22:51	59.3	10/11/2013 7:56	60.1	10/11/2013 17:01	59.2	11/11/2013 22:06	59.8	14/11/2013 19:11	66.0	16/11/2013 20:16	60.7
7/11/2013 22:56	61.6	10/11/2013 8:01	55.5	10/11/2013 17:06	61.1	11/11/2013 22:11	59.0	14/11/2013 19:16	58.4	16/11/2013 20:21	59.9
8/11/2013 19:01	63.8	10/11/2013 8:06	61.0	10/11/2013 17:11	60.1	11/11/2013 22:16	60.2	14/11/2013 19:21	62.1	16/11/2013 20:26	58.5
8/11/2013 19:06	63.3	10/11/2013 8:11	60.8	10/11/2013 17:16	66.1	11/11/2013 22:21	56.7	14/11/2013 19:26	63.5	16/11/2013 20:31	61.6
8/11/2013 19:11	64.2	10/11/2013 8:16	57.1	10/11/2013 17:21	53.9	11/11/2013 22:26	58.7	14/11/2013 19:31	64.4	16/11/2013 20:36	61.5
8/11/2013 19:16	63.4	10/11/2013 8:21	58.4	10/11/2013 17:26	54.9	11/11/2013 22:31	59.6	14/11/2013 19:36	64.4	16/11/2013 20:41	56.7
8/11/2013 19:21	64.4	10/11/2013 8:26	62.2	10/11/2013 17:31	58.3	11/11/2013 22:36	57.7	14/11/2013 19:41	65.2	16/11/2013 20:46	58.6
8/11/2013 19:26	64.7	10/11/2013 8:31	63.4	10/11/2013 17:36	61.7	11/11/2013 22:41	59.2	14/11/2013 19:46	63.9	16/11/2013 20:51	56.5
8/11/2013 19:31	61.4	10/11/2013 8:36	62.0	10/11/2013 17:41	61.9	11/11/2013 22:46	63.9	14/11/2013 19:51	64.6	16/11/2013 20:56	61.5
8/11/2013 19:36	60.1	10/11/2013 8:41	63.1	10/11/2013 17:46	60.9	11/11/2013 22:51	58.9	14/11/2013 19:56	65.1	16/11/2013 21:01	60.6
8/11/2013 19:41	61.5	10/11/2013 8:46	64.9	10/11/2013 17:51	61.8	11/11/2013 22:56	53.7	14/11/2013 20:01	64.4	16/11/2013 21:06	55.0
8/11/2013 19:46	61.5	10/11/2013 8:51	64.1	10/11/2013 17:56	60.1	12/11/2013 19:01	66.3	14/11/2013 20:06	64.9	16/11/2013 21:11	62.9
8/11/2013 19:51	63.7	10/11/2013 8:56	64.2	10/11/2013 18:01	63.9	12/11/2013 19:06	65.7	14/11/2013 20:11	63.9	16/11/2013 21:16	58.9
8/11/2013 19:56	61.4	10/11/2013 9:01	64.0	10/11/2013 18:06	63.5	12/11/2013 19:11	43.1	14/11/2013 20:16	63.1	16/11/2013 21:21	58.0
8/11/2013 20:01	62.2	10/11/2013 9:06	64.0	10/11/2013 18:11	65.0	12/11/2013 19:16	65.3	14/11/2013 20:21	64.2	16/11/2013 21:26	58.1
8/11/2013 20:06	61.7	10/11/2013 9:11	64.3	10/11/2013 18:16	63.8	12/11/2013 19:21	52.5	14/11/2013 20:26	63.5	16/11/2013 21:31	57.2
8/11/2013 20:11	62.3	10/11/2013 9:16	64.4	10/11/2013 18:21	65.2	12/11/2013 19:26	65.5	14/11/2013 20:31	64.2	16/11/2013 21:36	58.0
8/11/2013 20:16	61.8	10/11/2013 9:21	64.1	10/11/2013 18:26	64.9	12/11/2013 19:31	66.0	14/11/2013 20:36	64.8	16/11/2013 21:41	60.6
8/11/2013 20:21	61.1	10/11/2013 9:26	65.2	10/11/2013 18:31	65.2	12/11/2013 19:36	65.3	14/11/2013 20:41	63.5	16/11/2013 21:46	61.8
8/11/2013 20:26	62.0	10/11/2013 9:31	64.6	10/11/2013 18:36	65.2	12/11/2013 19:41	66.1	14/11/2013 20:46	64.7	16/11/2013 21:51	58.1
8/11/2013 20:31	61.1	10/11/2013 9:36	64.3	10/11/2013 18:41	65.5	12/11/2013 19:46	66.9	14/11/2013 20:51	63.9	16/11/2013 21:56	60.3
8/11/2013 20:36	63.1	10/11/2013 9:41	66.9	10/11/2013 18:46	64.0	12/11/2013 19:51	67.2	14/11/2013 20:56	62.2	16/11/2013 22:01	59.3
8/11/2013 20:41	61.8	10/11/2013 9:46	64.8	10/11/2013 18:51	64.7	12/11/2013 19:56	67.6	14/11/2013 21:01	63.7	16/11/2013 22:06	56.3
8/11/2013 20:46	60.9	10/11/2013 9:51	65.0	10/11/2013 18:56	63.9	12/11/2013 20:01	67.6	14/11/2013 21:06	62.9	16/11/2013 22:11	61.2
8/11/2013 20:51	57.8	10/11/2013 9:56	64.6	10/11/2013 19:01	64.5	12/11/2013 20:06	68.1	14/11/2013 21:11	62.2	16/11/2013 22:16	61.1
8/11/2013 20:56	62.2	10/11/2013 10:01	64.3	10/11/2013 19:06	63.7	12/11/2013 20:11	67.7	14/11/2013 21:16	63.2	16/11/2013 22:21	61.5
8/11/2013 21:01	58.5	10/11/2013 10:06	65.0	10/11/2013 19:11	63.4	12/11/2013 20:16	67.2	14/11/2013 21:21	63.9	16/11/2013 22:26	60.5
8/11/2013 21:06	58.1	10/11/2013 10:11	63.5	10/11/2013 19:16	62.9	12/11/2013 20:21	67.3	14/11/2013 21:26	64.1	16/11/2013 22:31	61.6
8/11/2013 21:11	59.1	10/11/2013 10:16	65.0	10/11/2013 19:21	61.8	12/11/2013 20:26	66.7	14/11/2013 21:31	63.0	16/11/2013 22:36	61.7
8/11/2013 21:16	58.0	10/11/2013 10:21	64.7	10/11/2013 19:26	62.2	12/11/2013 20:31	66.9	14/11/2013 21:36	64.3	16/11/2013 22:41	61.1
8/11/2013 21:21	61.4	10/11/2013 10:26	66.9	10/11/2013 19:31	62.3	12/11/2013 20:36	66.8	14/11/2013 21:41	63.0	16/11/2013 22:46	60.0
8/11/2013 21:26	58.8	10/11/2013 10:31	64.1	10/11/2013 19:36	62.4	12/11/2013 20:41	66.9	14/11/2013 21:46	65.1	16/11/2013 22:51	59.6
8/11/2013 21:31	60.5	10/11/2013 10:36	66.8	10/11/2013 19:41	63.1	12/11/2013 20:46	65.1	14/11/2013 21:51	63.4	16/11/2013 22:56	60.9
8/11/2013 21:36	59.4	10/11/2013 10:41	71.5	10/11/2013 19:46	61.4	12/11/2013 20:51	66.0	14/11/2013 21:56	64.8	17/11/2013 7:01	64.2
8/11/2013 21:41	57.2	10/11/2013 10:46	57.7	10/11/2013 19:51	62.3	12/11/2013 20:56	64.9	14/11/2013 22:01	63.5	17/11/2013 7:06	65.1
8/11/2013 21:46	60.9	10/11/2013 10:51	63.1	10/11/2013 19:56	61.1	12/11/2013 21:01	65.2	14/11/2013 22:06	63.1	17/11/2013 7:11	49.7
8/11/2013 21:51	58.0	10/11/2013 10:56	62.1	10/11/2013 20:01	62.0	12/11/2013 21:06	64.9	14/11/2013 22:11	62.6	17/11/2013 7:16	64.8
8/11/2013 21:56	60.4	10/11/2013 11:01	63.5	10/11/2013 20:06	62.2	12/11/2013 21:11	65.5	14/11/2013 22:16	63.6	17/11/2013 7:21	65.1
8/11/2013 22:01	60.5	10/11/2013 11:06	63.7	10/11/2013 20:11	62.2	12/11/2013 21:16	65.1	14/11/2013 22:21	61.8	17/11/2013 7:26	65.1
8/11/2013 22:06	58.1	10/11/2013 11:11	63.1	10/11/2013 20:16	62.2	12/11/2013 21:21	64.8	14/11/2013 22:26	62.9	17/11/2013 7:31	64.9
8/11/2013 22:11	57.4	10/11/2013 11:16	62.9	10/11/2013 20:21	60.7	12/11/2013 21:26	65.1	14/11/2013 22:31	62.5	17/11/2013 7:36	65.2
8/11/2013 22:16	60.1	10/11/2013 11:21	65.4	10/11/2013 20:26	62.4	12/11/2013 21:31	64.9	14/11/2013 22:36	63.4	17/11/2013 7:41	65.9
8/11/2013 22:21	60.4	10/11/2013 11:26	64.9	10/11/2013 20:31	61.1	12/11/2013 21:36	65.1	14/11/2013 22:41	62.7	17/11/2013 7:46	66.1
8/11/2013 22:26	58.6	10/11/2013 11:31	65.5	10/11/2013 20:36	62.0	12/11/2013 21:41	65.9	14/11/2013 22:46	62.7	17/11/2013 7:51	66.3
8/11/2013 22:31	60.9	10/11/2013 11:36	65.6	10/11/2013 20:41	60.0	12/11/2013 21:46	64.7	14/11/2013 22:51	62.9	17/11/2013 7:56	65.5
8/11/2013 22:36	59.8	10/11/2013 11:41	66.4	10/11/2013 20:46	61.9	12/11/2013 21:51	65.2	14/11/2013 22:56	62.4	17/11/2013 8:01	66.0
8/11/2013 22:41	59.3	10/11/2013 11:46	66.2	10/11/2013 20:51	60.2	12/11/2013 21:56	65.0	15/11/2013 19:01	63.7	17/11/2013 8:06	66.0
8/11/2013 22:46	63.7										

Real-time Noise Data	RTN3 (Po Leung Kuk Yu Lee Mo Fan Memorial School)		
17/11/2013 11:41 60.2	17/11/2013 20:46 56.9	19/11/2013 21:51 58.9	21/11/2013 22:56 54.6
17/11/2013 11:46 64.2	17/11/2013 20:51 58.1	19/11/2013 21:56 60.8	22/11/2013 19:01 64.0
17/11/2013 11:51 62.6	17/11/2013 20:56 57.3	19/11/2013 22:01 58.1	22/11/2013 19:06 64.2
17/11/2013 11:56 61.6	17/11/2013 21:01 59.6	19/11/2013 22:06 59.6	22/11/2013 19:11 63.5
17/11/2013 12:01 56.8	17/11/2013 21:06 57.2	19/11/2013 22:11 55.0	22/11/2013 19:16 63.4
17/11/2013 12:06 60.1	17/11/2013 21:11 54.2	19/11/2013 22:16 60.4	22/11/2013 19:21 66.0
17/11/2013 12:11 60.5	17/11/2013 21:16 59.2	19/11/2013 22:21 59.8	22/11/2013 19:26 63.2
17/11/2013 12:16 61.2	17/11/2013 21:21 58.0	19/11/2013 22:26 59.3	22/11/2013 19:31 63.9
17/11/2013 12:21 63.1	17/11/2013 21:26 61.1	19/11/2013 22:31 59.7	22/11/2013 19:36 63.7
17/11/2013 12:26 61.4	17/11/2013 21:31 56.9	19/11/2013 22:36 60.8	22/11/2013 19:41 63.4
17/11/2013 12:31 61.4	17/11/2013 21:36 58.9	19/11/2013 22:41 57.3	22/11/2013 19:46 63.4
17/11/2013 12:36 62.7	17/11/2013 21:41 58.0	19/11/2013 22:46 60.5	22/11/2013 19:51 63.9
17/11/2013 12:41 62.7	17/11/2013 21:46 59.6	19/11/2013 22:51 55.7	22/11/2013 19:56 63.0
17/11/2013 12:46 59.5	17/11/2013 21:51 59.1	19/11/2013 22:56 61.1	22/11/2013 20:01 62.7
17/11/2013 12:51 64.0	17/11/2013 21:56 61.5	20/11/2013 19:01 65.0	22/11/2013 20:06 62.6
17/11/2013 12:56 59.8	17/11/2013 22:01 54.0	20/11/2013 19:06 63.4	22/11/2013 20:11 63.3
17/11/2013 13:01 58.0	17/11/2013 22:06 56.8	20/11/2013 19:11 61.0	22/11/2013 20:16 61.8
17/11/2013 13:06 58.0	17/11/2013 22:11 47.1	20/11/2013 19:16 61.7	22/11/2013 20:21 63.1
17/11/2013 13:11 58.8	17/11/2013 22:16 59.7	20/11/2013 19:21 62.2	22/11/2013 20:26 61.6
17/11/2013 13:16 58.0	17/11/2013 22:21 58.9	20/11/2013 19:26 62.6	22/11/2013 20:31 62.1
17/11/2013 13:21 62.9	17/11/2013 22:26 57.8	20/11/2013 19:31 64.0	22/11/2013 20:36 62.3
17/11/2013 13:26 60.8	17/11/2013 22:31 56.7	20/11/2013 19:36 62.0	22/11/2013 20:41 60.6
17/11/2013 13:31 57.8	17/11/2013 22:36 52.2	20/11/2013 19:41 62.7	22/11/2013 20:46 62.7
17/11/2013 13:36 60.6	17/11/2013 22:41 66.3	20/11/2013 19:46 63.5	22/11/2013 20:51 60.9
17/11/2013 13:41 59.9	17/11/2013 22:46 55.7	20/11/2013 19:51 62.0	22/11/2013 20:56 61.1
17/11/2013 13:46 57.3	17/11/2013 22:51 61.4	20/11/2013 19:56 63.9	22/11/2013 21:01 61.1
17/11/2013 13:51 58.2	17/11/2013 22:56 56.5	20/11/2013 20:01 65.4	22/11/2013 21:06 59.8
17/11/2013 13:56 56.6	18/11/2013 19:01 62.1	20/11/2013 20:06 61.7	22/11/2013 21:11 61.0
17/11/2013 14:01 61.1	18/11/2013 19:06 62.8	20/11/2013 20:11 67.2	22/11/2013 21:16 59.6
17/11/2013 14:06 66.5	18/11/2013 19:11 62.7	20/11/2013 20:16 59.1	22/11/2013 21:21 58.9
17/11/2013 14:11 60.5	18/11/2013 19:16 61.6	20/11/2013 20:21 60.3	22/11/2013 21:26 61.6
17/11/2013 14:16 60.0	18/11/2013 19:21 61.8	20/11/2013 20:26 63.5	22/11/2013 21:31 60.8
17/11/2013 14:21 61.3	18/11/2013 19:26 63.2	20/11/2013 20:31 59.6	22/11/2013 21:36 63.2
17/11/2013 14:26 60.1	18/11/2013 19:31 61.4	20/11/2013 20:36 60.4	22/11/2013 21:41 61.1
17/11/2013 14:31 59.4	18/11/2013 19:36 62.0	20/11/2013 20:41 59.3	22/11/2013 21:46 61.4
17/11/2013 14:36 58.1	18/11/2013 19:41 63.0	20/11/2013 20:46 59.8	22/11/2013 21:51 64.0
17/11/2013 14:41 59.1	18/11/2013 19:46 60.3	20/11/2013 20:51 58.7	22/11/2013 21:56 61.2
17/11/2013 14:46 60.5	18/11/2013 19:51 63.1	20/11/2013 20:56 60.5	22/11/2013 22:01 58.3
17/11/2013 14:51 60.2	18/11/2013 19:56 61.5	20/11/2013 21:01 57.0	22/11/2013 22:06 61.4
17/11/2013 14:56 57.3	18/11/2013 20:01 63.5	20/11/2013 21:06 65.1	22/11/2013 22:11 61.8
17/11/2013 15:01 52.5	18/11/2013 20:06 62.3	20/11/2013 21:11 58.5	22/11/2013 22:16 60.9
17/11/2013 15:06 60.5	18/11/2013 20:11 64.0	20/11/2013 21:16 58.3	22/11/2013 22:21 61.5
17/11/2013 15:11 59.1	18/11/2013 20:16 61.3	20/11/2013 21:21 67.5	22/11/2013 22:26 60.1
17/11/2013 15:16 59.5	18/11/2013 20:21 61.7	20/11/2013 21:26 58.8	22/11/2013 22:31 59.7
17/11/2013 15:21 54.9	18/11/2013 20:26 62.1	20/11/2013 21:31 60.6	22/11/2013 22:36 59.6
17/11/2013 15:26 59.6	18/11/2013 20:31 61.3	20/11/2013 21:36 60.7	22/11/2013 22:41 63.9
17/11/2013 15:31 60.0	18/11/2013 20:36 60.9	20/11/2013 21:41 58.3	22/11/2013 22:46 59.9
17/11/2013 15:36 57.1	18/11/2013 20:41 61.0	20/11/2013 21:46 61.4	22/11/2013 22:51 62.2
17/11/2013 15:41 57.7	18/11/2013 20:46 57.1	20/11/2013 21:51 59.3	22/11/2013 22:56 60.1
17/11/2013 15:46 66.5	18/11/2013 20:51 61.2	20/11/2013 21:56 59.6	23/11/2013 19:01 63.4
17/11/2013 15:51 58.3	18/11/2013 20:56 60.6	20/11/2013 22:01 58.7	23/11/2013 19:06 63.3
17/11/2013 15:56 46.2	18/11/2013 21:01 56.5	20/11/2013 22:06 57.5	23/11/2013 19:11 63.2
17/11/2013 16:01 46.2	18/11/2013 21:06 57.4	20/11/2013 22:11 58.4	23/11/2013 19:16 60.3
17/11/2013 16:06 53.0	18/11/2013 21:11 57.9	20/11/2013 22:16 57.5	23/11/2013 19:21 62.0
17/11/2013 16:11 57.1	18/11/2013 21:16 58.3	20/11/2013 22:21 60.6	23/11/2013 19:26 59.8
17/11/2013 16:16 66.4	18/11/2013 21:21 60.2	20/11/2013 22:26 56.0	23/11/2013 19:31 59.6
17/11/2013 16:21 40.1	18/11/2013 21:26 58.9	20/11/2013 22:31 60.4	23/11/2013 19:36 62.0
17/11/2013 16:26 55.7	18/11/2013 21:31 59.0	20/11/2013 22:36 60.7	23/11/2013 19:41 60.0
17/11/2013 16:31 57.8	18/11/2013 21:36 61.2	20/11/2013 22:41 59.4	23/11/2013 19:46 60.5
17/11/2013 16:36 49.7	18/11/2013 21:41 59.7	20/11/2013 22:46 61.0	23/11/2013 19:51 61.2
17/11/2013 16:41 59.3	18/11/2013 21:46 59.8	20/11/2013 22:51 53.7	23/11/2013 19:56 61.2
17/11/2013 16:46 54.4	18/11/2013 21:51 61.5	20/11/2013 22:56 56.7	23/11/2013 20:01 61.4
17/11/2013 16:51 60.1	18/11/2013 21:56 58.7	21/11/2013 19:01 60.9	23/11/2013 20:06 61.7
17/11/2013 16:56 56.7	18/11/2013 22:01 61.8	21/11/2013 19:06 62.4	23/11/2013 20:11 54.6
17/11/2013 17:01 53.4	18/11/2013 22:06 58.7	21/11/2013 19:11 64.1	23/11/2013 20:16 58.9
17/11/2013 17:06 53.9	18/11/2013 22:11 56.7	21/11/2013 19:16 63.1	23/11/2013 20:21 58.9
17/11/2013 17:11 57.2	18/11/2013 22:16 58.3	21/11/2013 19:21 62.6	23/11/2013 20:26 60.9
17/11/2013 17:16 54.6	18/11/2013 22:21 58.7	21/11/2013 19:26 62.3	23/11/2013 20:31 55.6
17/11/2013 17:21 47.9	18/11/2013 22:26 57.2	21/11/2013 19:31 61.4	23/11/2013 20:36 55.5
17/11/2013 17:26 59.1	18/11/2013 22:31 58.0	21/11/2013 19:36 62.4	23/11/2013 20:41 57.0
17/11/2013 17:31 66.0	18/11/2013 22:36 55.5	21/11/2013 19:41 62.8	23/11/2013 20:46 56.1
17/11/2013 17:36 53.9	18/11/2013 22:41 54.2	21/11/2013 19:46 62.8	23/11/2013 20:51 58.6
17/11/2013 17:41 50.6	18/11/2013 22:46 59.3	21/11/2013 19:51 62.7	23/11/2013 20:56 56.0
17/11/2013 17:46 66.4	18/11/2013 22:51 57.5	21/11/2013 19:56 61.2	23/11/2013 21:01 52.2
17/11/2013 17:51 57.5	18/11/2013 22:56 56.7	21/11/2013 20:01 62.5	23/11/2013 21:06 51.3
17/11/2013 17:56 56.2	19/11/2013 19:01 62.9	21/11/2013 20:06 60.0	23/11/2013 21:11 58.7
17/11/2013 18:01 66.4	19/11/2013 19:06 62.1	21/11/2013 20:11 60.2	23/11/2013 21:16 59.7
17/11/2013 18:06 66.0	19/11/2013 19:11 62.8	21/11/2013 20:16 61.0	23/11/2013 21:21 58.7
17/11/2013 18:11 66.2	19/11/2013 19:16 61.9	21/11/2013 20:21 60.9	23/11/2013 21:26 63.2
17/11/2013 18:16 40.1	19/11/2013 19:21 60.1	21/11/2013 20:26 59.4	23/11/2013 21:31 59.2
17/11/2013 18:21 66.3	19/11/2013 19:26 64.2	21/11/2013 20:31 61.9	23/11/2013 21:36 59.9
17/11/2013 18:26 47.9	19/11/2013 19:31 62.7	21/11/2013 20:36 62.9	23/11/2013 21:41 58.5
17/11/2013 18:31 66.1	19/11/2013 19:36 62.2	21/11/2013 20:41 59.0	23/11/2013 21:46 61.2
17/11/2013 18:36 66.2	19/11/2013 19:41 63.4	21/11/2013 20:46 58.9	23/11/2013 21:51 59.8
17/11/2013 18:41 44.9	19/11/2013 19:46 61.1	21/11/2013 20:51 61.0	23/11/2013 21:56 57.2
17/11/2013 18:46 66.2	19/11/2013 19:51 63.9	21/11/2013 20:56 60.2	23/11/2013 22:01 59.1
17/11/2013 18:51 66.3	19/11/2013 19:56 63.4	21/11/2013 21:01 59.6	23/11/2013 22:06 60.3
17/11/2013 18:56 66.3	19/11/2013 20:01 61.8	21/11/2013 21:06 60.1	23/11/2013 22:11 51.0
17/11/2013 19:01 54.6	19/11/2013 20:06 62.4	21/11/2013 21:11 57.2	23/11/2013 22:16 60.5
17/11/2013 19:06 66.0	19/11/2013 20:11 62.3	21/11/2013 21:16 55.6	23/11/2013 22:21 61.2
17/11/2013 19:11 66.2	19/11/2013 20:16 61.6	21/11/2013 21:21 57.7	23/11/2013 22:26 57.5
17/11/2013 19:16 66.3	19/11/2013 20:21 60.3	21/11/2013 21:26 59.8	23/11/2013 22:31 58.7
17/11/2013 19:21 66.1	19/11/2013 20:26 60.2	21/11/2013 21:31 61.5	23/11/2013 22:36 57.1
17/11/2013 19:26 65.9	19/11/2013 20:31 61.2	21/11/2013 21:36 61.9	23/11/2013 22:41 55.6
17/11/2013 19:31 66.2	19/11/2013 20:36 62.3	21/11/2013 21:41 60.0	23/11/2013 22:46 58.4
17/11/2013 19:36 65.6	19/11/2013 20:41 61.4	21/11/2013 21:46 58.7	23/11/2013 22:51 60.8
17/11/2013 19:41 65.9	19/11/2013 20:46 59.1	21/11/2013 21:51 63.6	23/11/2013 22:56 59.4
17/11/2013 19:46 65.7	19/11/2013 20:51 61.5	21/11/2013 21:56 59.3	24/11/2013 7:01 65.8
17/11/2013 19:51 65.8	19/11/2013 20:56 54.6	21/11/2013 22:01 60.9	24/11/2013 7:06 65.2
17/11/2013 19:56 66.1	19/11/2013 21:01 60.0	21/11/2013 22:06 57.6	24/11/2013 7:11 65.4
17/11/2013 20:01 66.2	19/11/2013 21:06 59.3	21/11/2013 22:11 61.2	24/11/2013 7:16 65.2
17/11/2013 20:06 66.0	19/11/2013 21:11 57.8	21/11/2013 22:16 59.7	24/11/2013 7:21 60.7
17/11/2013 20:11 66.2	19/11/2013 21:16 57.9	21/11/2013 22:21 60.1	24/11/2013 7:26 65.0
17/11/2013 20:16 65.8	19/11/2013 21:21 57.5	21/11/2013 22:26 58.4	24/11/2013 7:31 62.0
17/11/2013 20:21 66.2	19/11/2013 21:26 59.7	21/11/2013 22:31 56.5	24/11/2013 7:36 72.1
17/11/2013 20:26 66.1	19/11/2013 21:31 59.6	21/11/2013 22:36 59.3	24/11/2013 7:41 65.6
17/11/2013 20:31 58.0	19/11/2013 21:36 58.1	21/11/2013 22:41 61.9	24/11/2013 7:46 66.0
17/11/2013 20:36 54.9	19/11/2013 21:41 59.4	21/11/2013 22:46 62.4	24/11/2013 7:51 66.2
17/11/2013 20:41 55.3	19/11/2013 21:46 61.7	21/11/2013 22:51 62.4	24/11/2013 7:56 66.1
			24/11/2013 8:01 65.9
			24/11/2013 8:06 65.6
			24/11/2013 8:11 66.0
			24/11/2013 8:16 60.0
			24/11/2013 8:21 61.2
			24/11/2013 8:26 66.3
			24/11/2013 8:31 47.9
			24/11/2013 8:36 58.6
			24/11/2013 8:41 66.3
			24/11/2013 8:46 58.6

Real-time Noise Data	RTN3 (Po Leung Kuk Yu Lee Mo Fan Memorial School)				
25/11/2013 22:11 59.4	28/10/2013 0:01 60.9	29/10/2013 1:06 55.0	30/10/2013 2:11 61.2	31/10/2013 3:16 61.7	1/11/2013 4:21 62.4
25/11/2013 22:16 60.1	28/10/2013 0:06 61.6	29/10/2013 1:11 59.6	30/10/2013 2:16 61.4	31/10/2013 3:21 61.0	1/11/2013 4:26 62.6
25/11/2013 22:21 61.3	28/10/2013 0:11 62.3	29/10/2013 1:16 55.1	30/10/2013 2:21 61.5	31/10/2013 3:26 62.4	1/11/2013 4:31 62.9
25/11/2013 22:26 60.1	28/10/2013 0:16 60.9	29/10/2013 1:21 57.0	30/10/2013 2:26 56.6	31/10/2013 3:31 60.5	1/11/2013 4:36 62.8
25/11/2013 22:31 63.6	28/10/2013 0:21 62.4	29/10/2013 1:26 51.6	30/10/2013 2:31 61.2	31/10/2013 3:36 62.3	1/11/2013 4:41 62.7
25/11/2013 22:36 58.7	28/10/2013 0:26 61.4	29/10/2013 1:31 62.8	30/10/2013 2:36 61.8	31/10/2013 3:41 61.6	1/11/2013 4:46 62.6
25/11/2013 22:41 60.5	28/10/2013 0:31 59.3	29/10/2013 1:36 48.8	30/10/2013 2:41 61.4	31/10/2013 3:46 62.0	1/11/2013 4:51 62.7
25/11/2013 22:46 60.0	28/10/2013 0:36 60.7	29/10/2013 1:41 47.9	30/10/2013 2:46 62.2	31/10/2013 3:51 61.3	1/11/2013 4:56 62.3
25/11/2013 22:51 61.5	28/10/2013 0:41 60.3	29/10/2013 1:46 48.8	30/10/2013 2:51 61.8	31/10/2013 3:56 60.8	1/11/2013 5:01 55.9
25/11/2013 22:56 59.1	28/10/2013 0:46 57.6	29/10/2013 1:51 63.0	30/10/2013 2:56 60.6	31/10/2013 4:01 60.8	1/11/2013 5:06 54.3
26/11/2013 19:01 63.9	28/10/2013 0:51 57.7	29/10/2013 1:56 62.0	30/10/2013 3:01 60.0	31/10/2013 4:06 59.2	1/11/2013 5:11 49.4
26/11/2013 19:06 62.9	28/10/2013 0:56 55.2	29/10/2013 2:01 62.6	30/10/2013 3:06 60.3	31/10/2013 4:11 60.9	1/11/2013 5:16 39.7
26/11/2013 19:11 62.7	28/10/2013 1:01 55.3	29/10/2013 2:06 47.2	30/10/2013 3:11 60.7	31/10/2013 4:16 60.5	1/11/2013 5:21 62.8
26/11/2013 19:16 64.4	28/10/2013 1:06 53.6	29/10/2013 2:11 62.5	30/10/2013 3:16 59.9	31/10/2013 4:21 59.9	1/11/2013 5:26 50.6
26/11/2013 19:21 63.6	28/10/2013 1:11 62.8	29/10/2013 2:16 61.6	30/10/2013 3:21 60.0	31/10/2013 4:26 62.6	1/11/2013 5:31 62.6
26/11/2013 19:26 64.5	28/10/2013 1:16 62.8	29/10/2013 2:21 62.1	30/10/2013 3:26 61.0	31/10/2013 4:31 60.8	1/11/2013 5:36 56.2
26/11/2013 19:31 63.6	28/10/2013 1:21 62.6	29/10/2013 2:26 62.2	30/10/2013 3:31 60.4	31/10/2013 4:36 61.1	1/11/2013 5:41 50.5
26/11/2013 19:36 62.4	28/10/2013 1:26 49.1	29/10/2013 2:31 61.6	30/10/2013 3:36 61.0	31/10/2013 4:41 61.6	1/11/2013 5:46 52.7
26/11/2013 19:41 63.7	28/10/2013 1:31 62.3	29/10/2013 2:36 61.1	30/10/2013 3:41 60.4	31/10/2013 4:46 61.5	1/11/2013 5:51 58.6
26/11/2013 19:46 62.9	28/10/2013 1:36 62.6	29/10/2013 2:41 56.3	30/10/2013 3:46 60.8	31/10/2013 4:51 61.0	1/11/2013 5:56 58.9
26/11/2013 19:51 64.0	28/10/2013 1:41 49.4	29/10/2013 2:46 52.6	30/10/2013 3:51 60.3	31/10/2013 4:56 61.0	1/11/2013 6:01 57.9
26/11/2013 19:56 63.1	28/10/2013 1:46 61.7	29/10/2013 2:51 61.9	30/10/2013 3:56 60.0	31/10/2013 5:01 62.4	1/11/2013 6:06 59.0
26/11/2013 20:01 63.9	28/10/2013 1:51 61.6	29/10/2013 2:56 61.5	30/10/2013 4:01 62.5	31/10/2013 5:06 61.8	1/11/2013 6:11 60.0
26/11/2013 20:06 62.9	28/10/2013 1:56 62.5	29/10/2013 3:01 60.4	30/10/2013 4:06 60.3	31/10/2013 5:11 61.0	1/11/2013 6:16 61.4
26/11/2013 20:11 62.8	28/10/2013 2:01 62.4	29/10/2013 3:06 61.0	30/10/2013 4:11 61.9	31/10/2013 5:16 62.4	1/11/2013 6:21 63.6
26/11/2013 20:16 61.8	28/10/2013 2:06 62.5	29/10/2013 3:11 60.9	30/10/2013 4:16 61.1	31/10/2013 5:21 59.7	1/11/2013 6:26 61.2
26/11/2013 20:21 62.5	28/10/2013 2:11 60.4	29/10/2013 3:16 61.3	30/10/2013 4:21 60.0	31/10/2013 5:26 62.5	1/11/2013 6:31 62.6
26/11/2013 20:26 62.6	28/10/2013 2:16 62.1	29/10/2013 3:21 61.9	30/10/2013 4:26 60.6	31/10/2013 5:31 62.1	1/11/2013 6:36 62.6
26/11/2013 20:31 61.7	28/10/2013 2:21 61.7	29/10/2013 3:26 62.0	30/10/2013 4:31 60.8	31/10/2013 5:36 63.0	1/11/2013 6:41 63.9
26/11/2013 20:36 62.7	28/10/2013 2:26 61.8	29/10/2013 3:31 60.7	30/10/2013 4:36 60.7	31/10/2013 5:41 61.9	1/11/2013 6:46 65.0
26/11/2013 20:41 62.6	28/10/2013 2:31 60.9	29/10/2013 3:36 60.6	30/10/2013 4:41 59.9	31/10/2013 5:46 52.8	1/11/2013 6:51 65.2
26/11/2013 20:46 62.4	28/10/2013 2:36 61.1	29/10/2013 3:41 60.5	30/10/2013 4:46 59.9	31/10/2013 5:51 54.1	1/11/2013 6:56 66.0
26/11/2013 20:51 63.0	28/10/2013 2:41 60.6	29/10/2013 3:46 60.6	30/10/2013 4:51 61.0	31/10/2013 5:56 56.6	1/11/2013 7:01 65.0
26/11/2013 20:56 60.8	28/10/2013 2:46 60.9	29/10/2013 3:51 60.5	30/10/2013 4:56 61.4	31/10/2013 6:01 56.7	1/11/2013 7:06 65.3
26/11/2013 21:01 61.2	28/10/2013 2:51 61.3	29/10/2013 3:56 60.4	30/10/2013 5:01 60.5	31/10/2013 6:06 57.9	1/11/2013 7:11 65.3
26/11/2013 21:06 61.2	28/10/2013 2:56 60.1	29/10/2013 4:01 60.4	30/10/2013 5:06 61.9	31/10/2013 6:11 58.8	1/11/2013 7:16 63.9
26/11/2013 21:11 60.7	28/10/2013 3:01 60.8	29/10/2013 4:06 60.6	30/10/2013 5:11 60.8	31/10/2013 6:16 59.3	1/11/2013 7:21 64.8
26/11/2013 21:16 61.4	28/10/2013 3:06 59.6	29/10/2013 4:11 59.2	30/10/2013 5:16 62.0	31/10/2013 6:21 60.9	1/11/2013 7:26 64.0
26/11/2013 21:21 60.9	28/10/2013 3:11 60.7	29/10/2013 4:16 60.8	30/10/2013 5:21 61.8	31/10/2013 6:26 63.7	1/11/2013 7:31 64.3
26/11/2013 21:26 61.4	28/10/2013 3:16 61.0	29/10/2013 4:21 61.4	30/10/2013 5:26 61.4	31/10/2013 6:31 61.8	1/11/2013 7:36 64.3
26/11/2013 21:31 61.4	28/10/2013 3:21 61.1	29/10/2013 4:26 60.4	30/10/2013 5:31 62.3	31/10/2013 6:36 63.3	1/11/2013 7:41 65.0
26/11/2013 21:36 61.8	28/10/2013 3:26 60.6	29/10/2013 4:31 60.4	30/10/2013 5:36 61.5	31/10/2013 6:41 65.5	1/11/2013 7:46 65.0
26/11/2013 21:41 61.9	28/10/2013 3:31 59.4	29/10/2013 4:36 60.9	30/10/2013 5:41 61.9	31/10/2013 6:46 64.4	1/11/2013 7:51 64.7
26/11/2013 21:46 62.9	28/10/2013 3:36 59.7	29/10/2013 4:41 60.9	30/10/2013 5:46 62.8	31/10/2013 6:51 65.7	1/11/2013 7:56 65.0
26/11/2013 21:51 61.5	28/10/2013 3:41 59.8	29/10/2013 4:46 59.9	30/10/2013 5:51 53.7	31/10/2013 6:56 66.2	2/11/2013 0:01 63.9
26/11/2013 21:56 64.3	28/10/2013 3:46 59.7	29/10/2013 4:51 60.5	30/10/2013 5:56 55.9	31/10/2013 7:01 63.9	2/11/2013 0:06 65.5
26/11/2013 22:01 61.7	28/10/2013 3:51 60.0	29/10/2013 4:56 62.6	30/10/2013 6:01 52.9	31/10/2013 7:06 64.3	2/11/2013 0:11 63.9
26/11/2013 22:06 60.3	28/10/2013 3:56 60.4	29/10/2013 5:01 61.1	30/10/2013 6:06 57.8	31/10/2013 7:11 63.8	2/11/2013 0:16 64.7
26/11/2013 22:11 59.1	28/10/2013 4:01 58.9	29/10/2013 5:06 62.3	30/10/2013 6:11 56.2	31/10/2013 7:16 65.2	2/11/2013 0:21 64.0
26/11/2013 22:16 62.0	28/10/2013 4:06 59.7	29/10/2013 5:11 61.6	30/10/2013 6:16 56.3	31/10/2013 7:21 64.3	2/11/2013 0:26 63.6
26/11/2013 22:21 61.6	28/10/2013 4:11 59.2	29/10/2013 5:16 60.9	30/10/2013 6:21 61.2	31/10/2013 7:26 64.7	2/11/2013 0:31 64.0
26/11/2013 22:26 58.6	28/10/2013 4:16 59.1	29/10/2013 5:21 61.9	30/10/2013 6:26 62.9	31/10/2013 7:31 64.5	2/11/2013 0:36 64.0
26/11/2013 22:31 61.1	28/10/2013 4:21 60.0	29/10/2013 5:26 61.3	30/10/2013 6:31 62.1	31/10/2013 7:36 64.5	2/11/2013 0:41 63.5
26/11/2013 22:36 59.2	28/10/2013 4:26 60.8	29/10/2013 5:31 62.7	30/10/2013 6:36 63.6	31/10/2013 7:41 64.0	2/11/2013 0:46 62.3
26/11/2013 22:41 51.7	28/10/2013 4:31 58.9	29/10/2013 5:36 62.2	30/10/2013 6:41 65.2	31/10/2013 7:46 65.0	2/11/2013 0:51 63.0
26/11/2013 22:46 59.6	28/10/2013 4:36 59.6	29/10/2013 5:41 63.0	30/10/2013 6:46 68.5	31/10/2013 7:51 64.8	2/11/2013 0:56 63.7
26/11/2013 22:51 60.1	28/10/2013 4:41 60.1	29/10/2013 5:46 62.7	30/10/2013 6:51 65.1	31/10/2013 7:56 64.1	2/11/2013 1:01 63.0
26/11/2013 22:56 57.1	28/10/2013 4:46 59.0	29/10/2013 5:51 57.6	30/10/2013 6:56 66.0	1/11/2013 0:01 64.4	2/11/2013 1:06 62.4
27/11/2013 19:01 63.8	28/10/2013 4:51 60.7	29/10/2013 5:56 52.3	30/10/2013 7:01 63.5	1/11/2013 0:06 64.6	2/11/2013 1:11 62.0
27/11/2013 19:06 63.9	28/10/2013 4:56 61.0	29/10/2013 6:01 52.6	30/10/2013 7:06 64.4	1/11/2013 0:11 63.2	2/11/2013 1:16 61.0
27/11/2013 19:11 65.1	28/10/2013 5:01 61.2	29/10/2013 6:06 63.0	30/10/2013 7:11 64.0	1/11/2013 0:16 63.7	2/11/2013 1:21 60.4
27/11/2013 19:16 64.2	28/10/2013 5:06 60.8	29/10/2013 6:11 60.2	30/10/2013 7:16 64.1	1/11/2013 0:21 63.0	2/11/2013 1:26 61.8
27/11/2013 19:21 65.5	28/10/2013 5:11 60.1	29/10/2013 6:16 61.5	30/10/2013 7:21 64.3	1/11/2013 0:26 64.2	2/11/2013 1:31 60.9
27/11/2013 19:26 64.6	28/10/2013 5:16 61.1	29/10/2013 6:21 60.4	30/10/2013 7:26 64.0	1/11/2013 0:31 63.3	2/11/2013 1:36 61.1
27/11/2013 19:31 64.1	28/10/2013 5:21 60.9	29/10/2013 6:26 61.7	30/10/2013 7:31 64.7	1/11/2013 0:36 62.7	2/11/2013 1:41 60.3
27/11/2013 19:36 63.7	28/10/2013 5:26 60.9	29/10/2013 6:31 62.0	30/10/2013 7:36 63.5	1/11/2013 0:41 62.9	2/11/2013 1:46 59.2
27/11/2013 19:41 64.7	28/10/2013 5:31 61.0	29/10/2013 6:36 63.7	30/10/2013 7:41 64.6	1/11/2013 0:46 61.7	2/11/2013 1:51 54.5
27/11/2013 19:46 64.0	28/10/2013 5:36 62.0	29/10/2013 6:41 64.5	30/10/2013 7:46 63.9	1/11/2013 0:51 62.5	2/11/2013 1:56 59.1
27/11/2013 19:51 63.3	28/10/2013 5:41 62.0	29/10/2013 6:46 64.0	30/10/2013 7:51 63.5	1/11/2013 0:56 62.6	2/11/2013 2:01 57.7
27/11/2013 19:56 63.0	28/10/2013 5:46 62.8	29/10/2013 6:51 65.7	30/10/2013 7:56 64.2	1/11/2013 1:01 61.1	2/11/2013 2:06 57.0
27/11/2013 20:01 64.4	28/10/2013 5:51 63.0	29/10/2013 6:56 66.4	31/10/2013 0:01 63.7	1/11/2013 1:06 61.9	2/11/2013 2:11 55.4
27/11/2013 20:06 63.8	28/10/2013 5:56 58.7	29/10/2013 7:01 64.5	31/10/2013 0:06 63.8	1/11/2013 1:11 60.0	2/11/2013 2:16 56.8
27/11/2013 20:11 64.6	28/10/2013 6:01 48.6	29/10/2013 7:06 65.9	31/10/2013 0:11 61.6	1/11/2013 1:16 60.4	2/11/2013 2:21 56.2
27/11/2013 20:16 64.1	28/10/2013 6:06 55.2	29/10/2013 7:11 64.8	31/10/2013 0:16 62.9	1/11/2013 1:21 58.9	2/11/2013 2:26 57.1
27/11/2013 20:21 63.2	28/10/2013 6:11 57.6	29/10/2013 7:16 63.7	31/10/2013 0:21 63.5	1/11/2013 1:26 57.8	2/11/2013 2:31 57.0
27/11/2013 20:26 63.7	28/10/2013 6:16 60.1	29/10/2013 7:21 63.5	31/10/2013 0:26 62.4	1/11/2013 1:31 59.6	2/11/2013 2:36 53.3
27/11/2013 20:31 64.0	28/10/2013 6:21 63.2	29/10/2013 7:26 63.8	31/10/2013 0:31 61.8	1/11/2013 1:36 57.1	2/11/2013 2:41 55.6
27/11/2013 20:36 60.9	28/10/2013 6:26 61.6	29/10/2013 7:31 63.1	31/10/2013 0:36 59.9	1/11/2013 1:41 60.4	2/11/2013 2:46 56.3
27/11/2013 20:41 62.0	28/10/2013 6:31 64.3	29/10/2013 7:36 64.3	31/10/2013 0:41 60.9	1/11/2013 1:46 60.0	2/11/2013 2:51 56.3
27/11/2013 20:46 61.6	28/10/2013 6:36 63.3	29/10/2013 7:41 63.5</			

Real-time Noise Data		RTN3 (Po Leung Kuk Yu Lee Mo Fan Memorial School)									
2/11/2013 5:26	50.5	3/11/2013 6:31	59.8	4/11/2013 23:36	66.0	6/11/2013 0:41	63.3	7/11/2013 1:46	54.6	8/11/2013 2:51	62.2
2/11/2013 5:31	55.1	3/11/2013 6:36	60.0	4/11/2013 23:41	66.4	6/11/2013 0:46	61.1	7/11/2013 1:51	62.9	8/11/2013 2:56	62.2
2/11/2013 5:36	45.2	3/11/2013 6:41	59.6	4/11/2013 23:46	66.2	6/11/2013 0:51	59.5	7/11/2013 1:56	55.4	8/11/2013 3:01	62.8
2/11/2013 5:41	43.7	3/11/2013 6:46	61.3	4/11/2013 23:51	66.6	6/11/2013 0:56	59.6	7/11/2013 2:01	62.6	8/11/2013 3:06	62.1
2/11/2013 5:46	62.4	3/11/2013 6:51	59.0	4/11/2013 23:56	66.9	6/11/2013 1:01	61.8	7/11/2013 2:06	57.8	8/11/2013 3:11	62.2
2/11/2013 5:51	54.2	3/11/2013 6:56	62.3	5/11/2013 0:01	66.3	6/11/2013 1:06	59.0	7/11/2013 2:11	45.2	8/11/2013 3:16	62.7
2/11/2013 5:56	55.0	3/11/2013 23:01	64.4	5/11/2013 0:06	65.7	6/11/2013 1:11	59.1	7/11/2013 2:16	62.0	8/11/2013 3:21	61.1
2/11/2013 6:01	52.6	3/11/2013 23:06	63.9	5/11/2013 0:11	65.1	6/11/2013 1:16	58.6	7/11/2013 2:21	62.6	8/11/2013 3:26	61.4
2/11/2013 6:06	47.6	3/11/2013 23:11	64.9	5/11/2013 0:16	65.8	6/11/2013 1:21	57.9	7/11/2013 2:26	62.7	8/11/2013 3:31	61.0
2/11/2013 6:11	57.1	3/11/2013 23:16	63.9	5/11/2013 0:21	64.9	6/11/2013 1:26	58.6	7/11/2013 2:31	62.8	8/11/2013 3:36	61.9
2/11/2013 6:16	59.6	3/11/2013 23:21	63.4	5/11/2013 0:26	66.1	6/11/2013 1:31	59.1	7/11/2013 2:36	62.0	8/11/2013 3:41	61.1
2/11/2013 6:21	58.2	3/11/2013 23:26	63.7	5/11/2013 0:31	64.3	6/11/2013 1:36	57.3	7/11/2013 2:41	63.0	8/11/2013 3:46	62.0
2/11/2013 6:26	61.7	3/11/2013 23:31	61.7	5/11/2013 0:36	64.7	6/11/2013 1:41	54.4	7/11/2013 2:46	61.6	8/11/2013 3:51	61.8
2/11/2013 6:31	60.9	3/11/2013 23:36	64.4	5/11/2013 0:41	63.6	6/11/2013 1:46	57.4	7/11/2013 2:51	36.7	8/11/2013 3:56	62.0
2/11/2013 6:36	63.9	3/11/2013 23:41	63.7	5/11/2013 0:46	64.5	6/11/2013 1:51	58.3	7/11/2013 2:56	62.6	8/11/2013 4:01	61.3
2/11/2013 6:41	61.6	3/11/2013 23:46	63.1	5/11/2013 0:51	62.0	6/11/2013 1:56	50.8	7/11/2013 3:01	61.6	8/11/2013 4:06	61.7
2/11/2013 6:46	61.5	3/11/2013 23:51	61.6	5/11/2013 0:56	62.7	6/11/2013 2:01	55.3	7/11/2013 3:06	61.5	8/11/2013 4:11	61.0
2/11/2013 6:51	62.3	3/11/2013 23:56	62.6	5/11/2013 1:01	63.0	6/11/2013 2:06	51.6	7/11/2013 3:11	62.0	8/11/2013 4:16	60.1
2/11/2013 6:56	64.2	4/11/2013 0:01	62.7	5/11/2013 1:06	62.8	6/11/2013 2:11	54.1	7/11/2013 3:16	61.3	8/11/2013 4:21	61.2
2/11/2013 23:01	64.6	4/11/2013 0:06	62.2	5/11/2013 1:11	61.6	6/11/2013 2:16	62.2	7/11/2013 3:21	61.0	8/11/2013 4:26	61.2
2/11/2013 23:06	64.3	4/11/2013 0:11	61.5	5/11/2013 1:16	63.5	6/11/2013 2:21	63.0	7/11/2013 3:26	61.8	8/11/2013 4:31	60.3
2/11/2013 23:11	63.4	4/11/2013 0:16	61.7	5/11/2013 1:21	62.1	6/11/2013 2:26	62.3	7/11/2013 3:31	60.6	8/11/2013 4:36	61.7
2/11/2013 23:16	64.6	4/11/2013 0:21	59.7	5/11/2013 1:26	62.9	6/11/2013 2:31	62.8	7/11/2013 3:36	61.9	8/11/2013 4:41	60.4
2/11/2013 23:21	64.0	4/11/2013 0:26	61.2	5/11/2013 1:31	58.2	6/11/2013 2:36	62.8	7/11/2013 3:41	60.8	8/11/2013 4:46	61.0
2/11/2013 23:26	63.7	4/11/2013 0:31	61.6	5/11/2013 1:36	62.0	6/11/2013 2:41	61.9	7/11/2013 3:46	61.2	8/11/2013 4:51	62.1
2/11/2013 23:31	64.7	4/11/2013 0:36	60.5	5/11/2013 1:41	62.5	6/11/2013 2:46	62.6	7/11/2013 3:51	61.5	8/11/2013 4:56	62.1
2/11/2013 23:36	63.4	4/11/2013 0:41	57.6	5/11/2013 1:46	58.8	6/11/2013 2:51	62.8	7/11/2013 3:56	61.3	8/11/2013 5:01	61.7
2/11/2013 23:41	64.5	4/11/2013 0:46	58.3	5/11/2013 1:51	60.6	6/11/2013 2:56	61.3	7/11/2013 4:01	59.8	8/11/2013 5:06	61.5
2/11/2013 23:46	64.0	4/11/2013 0:51	55.3	5/11/2013 1:56	59.7	6/11/2013 3:01	62.5	7/11/2013 4:06	61.2	8/11/2013 5:11	60.2
2/11/2013 23:51	63.6	4/11/2013 0:56	56.2	5/11/2013 2:01	57.7	6/11/2013 3:06	62.1	7/11/2013 4:11	60.8	8/11/2013 5:16	62.1
2/11/2013 23:56	63.4	4/11/2013 1:01	56.4	5/11/2013 2:06	58.5	6/11/2013 3:11	62.4	7/11/2013 4:16	62.2	8/11/2013 5:21	61.7
3/11/2013 0:01	64.2	4/11/2013 1:06	50.6	5/11/2013 2:11	55.4	6/11/2013 3:16	62.0	7/11/2013 4:21	61.4	8/11/2013 5:26	61.4
3/11/2013 0:06	64.8	4/11/2013 1:11	51.5	5/11/2013 2:16	53.6	6/11/2013 3:21	60.3	7/11/2013 4:26	61.6	8/11/2013 5:31	61.8
3/11/2013 0:11	63.6	4/11/2013 1:16	52.1	5/11/2013 2:21	55.7	6/11/2013 3:26	62.9	7/11/2013 4:31	60.7	8/11/2013 5:36	51.9
3/11/2013 0:16	63.2	4/11/2013 1:21	52.1	5/11/2013 2:26	45.8	6/11/2013 3:31	52.1	7/11/2013 4:36	61.1	8/11/2013 5:41	62.5
3/11/2013 0:21	63.5	4/11/2013 1:26	54.8	5/11/2013 2:31	62.5	6/11/2013 3:36	63.1	7/11/2013 4:41	60.8	8/11/2013 5:46	55.7
3/11/2013 0:26	64.2	4/11/2013 1:31	62.9	5/11/2013 2:36	60.2	6/11/2013 3:41	60.8	7/11/2013 4:46	60.9	8/11/2013 5:51	63.1
3/11/2013 0:31	62.8	4/11/2013 1:36	51.8	5/11/2013 2:41	53.1	6/11/2013 3:46	61.2	7/11/2013 4:51	61.9	8/11/2013 5:56	57.5
3/11/2013 0:36	61.6	4/11/2013 1:41	63.1	5/11/2013 2:46	62.8	6/11/2013 3:51	60.5	7/11/2013 4:56	61.6	8/11/2013 6:01	55.7
3/11/2013 0:41	63.0	4/11/2013 1:46	62.4	5/11/2013 2:51	50.6	6/11/2013 3:56	61.5	7/11/2013 5:01	61.1	8/11/2013 6:06	57.8
3/11/2013 0:46	62.6	4/11/2013 1:51	62.3	5/11/2013 2:56	50.5	6/11/2013 4:01	61.6	7/11/2013 5:06	61.7	8/11/2013 6:11	59.6
3/11/2013 0:51	62.8	4/11/2013 1:56	62.5	5/11/2013 3:01	54.0	6/11/2013 4:06	61.3	7/11/2013 5:11	61.9	8/11/2013 6:16	61.1
3/11/2013 0:56	61.9	4/11/2013 2:01	62.8	5/11/2013 3:06	63.1	6/11/2013 4:11	61.1	7/11/2013 5:16	61.5	8/11/2013 6:21	60.6
3/11/2013 1:01	62.4	4/11/2013 2:06	62.7	5/11/2013 3:11	63.1	6/11/2013 4:16	61.6	7/11/2013 5:21	63.0	8/11/2013 6:26	62.3
3/11/2013 1:06	62.5	4/11/2013 2:11	61.4	5/11/2013 3:16	62.5	6/11/2013 4:21	61.7	7/11/2013 5:26	61.6	8/11/2013 6:31	63.4
3/11/2013 1:11	61.9	4/11/2013 2:16	61.6	5/11/2013 3:21	61.7	6/11/2013 4:26	60.7	7/11/2013 5:31	61.1	8/11/2013 6:36	63.3
3/11/2013 1:16	59.5	4/11/2013 2:21	61.5	5/11/2013 3:26	62.5	6/11/2013 4:31	60.8	7/11/2013 5:36	46.8	8/11/2013 6:41	64.9
3/11/2013 1:21	61.6	4/11/2013 2:26	61.4	5/11/2013 3:31	61.6	6/11/2013 4:36	60.5	7/11/2013 5:41	53.3	8/11/2013 6:46	65.5
3/11/2013 1:26	59.5	4/11/2013 2:31	61.3	5/11/2013 3:36	62.8	6/11/2013 4:41	60.3	7/11/2013 5:46	54.4	8/11/2013 6:51	65.8
3/11/2013 1:31	60.4	4/11/2013 2:36	61.2	5/11/2013 3:41	61.8	6/11/2013 4:46	60.1	7/11/2013 5:51	63.0	8/11/2013 6:56	65.9
3/11/2013 1:36	59.9	4/11/2013 2:41	60.8	5/11/2013 3:46	61.8	6/11/2013 4:51	61.3	7/11/2013 5:56	51.5	8/11/2013 23:01	65.2
3/11/2013 1:41	60.9	4/11/2013 2:46	61.4	5/11/2013 3:51	61.7	6/11/2013 4:56	61.5	7/11/2013 6:01	56.2	8/11/2013 23:06	64.8
3/11/2013 1:46	59.3	4/11/2013 2:51	60.6	5/11/2013 3:56	62.4	6/11/2013 5:01	61.7	7/11/2013 6:06	54.9	8/11/2013 23:11	65.5
3/11/2013 1:51	58.4	4/11/2013 2:56	60.6	5/11/2013 4:01	62.0	6/11/2013 5:06	61.2	7/11/2013 6:11	59.5	8/11/2013 23:16	65.0
3/11/2013 1:56	58.1	4/11/2013 3:01	60.7	5/11/2013 4:06	62.1	6/11/2013 5:11	62.0	7/11/2013 6:16	60.5	8/11/2013 23:21	66.6
3/11/2013 2:01	54.8	4/11/2013 3:06	60.6	5/11/2013 4:11	61.1	6/11/2013 5:16	62.2	7/11/2013 6:21	62.3	8/11/2013 23:26	64.3
3/11/2013 2:06	56.3	4/11/2013 3:11	60.8	5/11/2013 4:16	62.1	6/11/2013 5:21	62.0	7/11/2013 6:26	61.8	8/11/2013 23:31	65.0
3/11/2013 2:11	56.7	4/11/2013 3:16	59.9	5/11/2013 4:21	63.0	6/11/2013 5:26	61.9	7/11/2013 6:31	63.6	8/11/2013 23:36	65.2
3/11/2013 2:16	51.2	4/11/2013 3:21	60.1	5/11/2013 4:26	61.9	6/11/2013 5:31	62.3	7/11/2013 6:36	65.0	8/11/2013 23:41	65.8
3/11/2013 2:21	55.7	4/11/2013 3:26	59.3	5/11/2013 4:31	62.3	6/11/2013 5:36	62.6	7/11/2013 6:41	65.4	8/11/2013 23:46	64.3
3/11/2013 2:26	62.9	4/11/2013 3:31	60.5	5/11/2013 4:36	62.0	6/11/2013 5:41	61.7	7/11/2013 6:46	65.9	8/11/2013 23:51	64.2
3/11/2013 2:31	49.1	4/11/2013 3:36	59.3	5/11/2013 4:41	62.1	6/11/2013 5:46	56.2	7/11/2013 6:51	66.5	8/11/2013 23:56	65.5
3/11/2013 2:36	52.5	4/11/2013 3:41	59.0	5/11/2013 4:46	44.5	6/11/2013 5:51	55.7	7/11/2013 6:56	66.8	9/11/2013 0:01	64.6
3/11/2013 2:41	63.0	4/11/2013 3:46	58.7	5/11/2013 4:51	62.7	6/11/2013 5:56	56.4	7/11/2013 23:01	64.8	9/11/2013 0:06	65.4
3/11/2013 2:46	52.2	4/11/2013 3:51	60.1	5/11/2013 4:56	62.7	6/11/2013 6:01	59.1	7/11/2013 23:06	64.7	9/11/2013 0:11	64.7
3/11/2013 2:51	55.5	4/11/2013 3:56	59.9	5/11/2013 5:01	50.5	6/11/2013 6:06	58.9	7/11/2013 23:11	64.8	9/11/2013 0:16	64.5
3/11/2013 2:56	53.8	4/11/2013 4:01	59.5	5/11/2013 5:06	56.8	6/11/2013 6:11	60.4	7/11/2013 23:16	65.2	9/11/2013 0:21	65.1
3/11/2013 3:01	62.2	4/11/2013 4:06	61.1	5/11/2013 5:11	50.3	6/11/2013 6:16	62.0	7/11/2013 23:21	64.7	9/11/2013 0:26	64.1
3/11/2013 3:06	62.2	4/11/2013 4:11	61.2	5/11/2013 5:16	59.0	6/11/2013 6:21	61.4	7/11/2013 23:26	65.0	9/11/2013 0:31	64.8
3/11/2013 3:11	63.1	4/11/2013 4:16	60.3	5/11/2013 5:21	46.8	6/11/2013 6:26	63.3	7/11/2013 23:31	64.9	9/11/2013 0:36	65.5
3/11/2013 3:16	62.9	4/11/2013 4:21	60.4	5/11/2013 5:26	55.5	6/11/2013 6:31	63.1	7/11/2013 23:36	65		

Real-time Noise Data		RTN3 (Po Leung Kuk Yu Lee Mo Fan Memorial School)									
9/11/2013 3:56	44.5	10/11/2013 5:01	62.1	11/11/2013 6:06	59.2	12/11/2013 23:11	66.5	14/11/2013 0:16	64.2	15/11/2013 1:21	57.7
9/11/2013 4:01	63.0	10/11/2013 5:06	62.9	11/11/2013 6:11	60.0	12/11/2013 23:16	67.1	14/11/2013 0:21	65.3	15/11/2013 1:26	63.4
9/11/2013 4:06	62.4	10/11/2013 5:11	62.2	11/11/2013 6:16	63.3	12/11/2013 23:21	66.4	14/11/2013 0:26	64.2	15/11/2013 1:31	59.3
9/11/2013 4:11	62.2	10/11/2013 5:16	56.0	11/11/2013 6:21	61.4	12/11/2013 23:26	67.3	14/11/2013 0:31	63.5	15/11/2013 1:36	61.4
9/11/2013 4:16	51.6	10/11/2013 5:21	58.3	11/11/2013 6:26	63.2	12/11/2013 23:31	66.6	14/11/2013 0:36	63.2	15/11/2013 1:41	58.6
9/11/2013 4:21	62.9	10/11/2013 5:26	56.5	11/11/2013 6:31	64.6	12/11/2013 23:36	66.7	14/11/2013 0:41	64.2	15/11/2013 1:46	57.7
9/11/2013 4:26	63.1	10/11/2013 5:31	61.1	11/11/2013 6:36	64.9	12/11/2013 23:41	66.6	14/11/2013 0:46	63.2	15/11/2013 1:51	55.0
9/11/2013 4:31	62.6	10/11/2013 5:36	58.1	11/11/2013 6:41	65.5	12/11/2013 23:46	67.3	14/11/2013 0:51	63.3	15/11/2013 1:56	60.0
9/11/2013 4:36	62.1	10/11/2013 5:41	60.2	11/11/2013 6:46	64.6	12/11/2013 23:51	65.8	14/11/2013 0:56	62.8	15/11/2013 2:01	54.6
9/11/2013 4:41	51.5	10/11/2013 5:46	58.9	11/11/2013 6:51	65.7	12/11/2013 23:56	66.2	14/11/2013 1:01	62.3	15/11/2013 2:06	59.0
9/11/2013 4:46	50.6	10/11/2013 5:51	59.3	11/11/2013 6:56	66.0	13/11/2013 0:01	65.9	14/11/2013 1:06	60.0	15/11/2013 2:11	51.9
9/11/2013 4:51	62.5	10/11/2013 5:56	58.4	11/11/2013 7:01	65.0	13/11/2013 0:06	66.0	14/11/2013 1:11	61.9	15/11/2013 2:16	51.0
9/11/2013 4:56	63.0	10/11/2013 6:01	57.5	11/11/2013 7:06	64.4	13/11/2013 0:11	66.7	14/11/2013 1:16	59.2	15/11/2013 2:21	57.0
9/11/2013 5:01	62.8	10/11/2013 6:06	62.0	11/11/2013 7:11	64.7	13/11/2013 0:16	65.9	14/11/2013 1:21	62.5	15/11/2013 2:26	54.5
9/11/2013 5:06	63.1	10/11/2013 6:11	62.3	11/11/2013 7:16	63.9	13/11/2013 0:21	66.3	14/11/2013 1:26	59.5	15/11/2013 2:31	48.8
9/11/2013 5:11	42.8	10/11/2013 6:16	61.3	11/11/2013 7:21	64.1	13/11/2013 0:26	66.2	14/11/2013 1:31	59.6	15/11/2013 2:36	62.6
9/11/2013 5:16	62.3	10/11/2013 6:21	59.7	11/11/2013 7:26	64.7	13/11/2013 0:31	64.7	14/11/2013 1:36	58.5	15/11/2013 2:41	63.0
9/11/2013 5:21	55.0	10/11/2013 6:26	61.5	11/11/2013 7:31	64.0	13/11/2013 0:36	65.4	14/11/2013 1:41	60.0	15/11/2013 2:46	62.8
9/11/2013 5:26	62.6	10/11/2013 6:31	61.1	11/11/2013 7:36	65.5	13/11/2013 0:41	64.9	14/11/2013 1:46	56.0	15/11/2013 2:51	54.4
9/11/2013 5:31	45.8	10/11/2013 6:36	61.3	11/11/2013 7:41	63.2	13/11/2013 0:46	63.9	14/11/2013 1:51	55.3	15/11/2013 2:56	62.5
9/11/2013 5:36	63.0	10/11/2013 6:41	62.9	11/11/2013 7:46	64.0	13/11/2013 0:51	64.8	14/11/2013 1:56	52.6	15/11/2013 3:01	62.3
9/11/2013 5:41	58.4	10/11/2013 6:46	62.7	11/11/2013 7:51	64.0	13/11/2013 0:56	62.7	14/11/2013 2:01	58.2	15/11/2013 3:06	62.3
9/11/2013 5:46	50.5	10/11/2013 6:51	68.6	11/11/2013 7:56	63.8	13/11/2013 1:01	63.8	14/11/2013 2:06	58.4	15/11/2013 3:11	62.6
9/11/2013 5:51	57.5	10/11/2013 6:56	64.5	12/11/2013 0:01	62.7	13/11/2013 1:06	63.0	14/11/2013 2:11	48.6	15/11/2013 3:16	62.3
9/11/2013 5:56	55.0	10/11/2013 7:01	66.2	12/11/2013 0:06	62.9	13/11/2013 1:11	62.8	14/11/2013 2:16	39.7	15/11/2013 3:21	62.2
9/11/2013 6:01	53.5	10/11/2013 7:06	66.1	12/11/2013 0:11	63.4	13/11/2013 1:16	62.1	14/11/2013 2:21	62.9	15/11/2013 3:26	62.8
9/11/2013 6:06	55.3	10/11/2013 7:11	63.7	12/11/2013 0:16	62.9	13/11/2013 1:21	61.0	14/11/2013 2:26	58.0	15/11/2013 3:31	61.9
9/11/2013 6:11	58.7	10/11/2013 7:16	64.5	12/11/2013 0:21	62.1	13/11/2013 1:26	62.5	14/11/2013 2:31	63.0	15/11/2013 3:36	62.5
9/11/2013 6:16	60.1	10/11/2013 7:21	64.6	12/11/2013 0:26	62.5	13/11/2013 1:31	60.0	14/11/2013 2:36	51.0	15/11/2013 3:41	61.5
9/11/2013 6:21	58.6	10/11/2013 7:26	65.2	12/11/2013 0:31	62.7	13/11/2013 1:36	59.6	14/11/2013 2:41	48.8	15/11/2013 3:46	62.6
9/11/2013 6:26	61.0	10/11/2013 7:31	65.1	12/11/2013 0:36	61.7	13/11/2013 1:41	60.3	14/11/2013 2:46	47.6	15/11/2013 3:51	62.8
9/11/2013 6:31	62.3	10/11/2013 7:36	63.3	12/11/2013 0:41	61.7	13/11/2013 1:46	59.6	14/11/2013 2:51	52.9	15/11/2013 3:56	62.0
9/11/2013 6:36	63.5	10/11/2013 7:41	64.9	12/11/2013 0:46	58.5	13/11/2013 1:51	57.5	14/11/2013 2:56	61.7	15/11/2013 4:01	60.5
9/11/2013 6:41	62.5	10/11/2013 7:46	64.4	12/11/2013 0:51	60.2	13/11/2013 1:56	59.3	14/11/2013 3:01	62.3	15/11/2013 4:06	62.1
9/11/2013 6:46	62.6	10/11/2013 7:51	64.3	12/11/2013 0:56	62.5	13/11/2013 2:01	60.6	14/11/2013 3:06	62.2	15/11/2013 4:11	61.5
9/11/2013 6:51	63.9	10/11/2013 7:56	63.1	12/11/2013 1:01	57.9	13/11/2013 2:06	60.5	14/11/2013 3:11	62.2	15/11/2013 4:16	61.1
9/11/2013 6:56	63.0	11/11/2013 0:01	63.2	12/11/2013 1:06	59.0	13/11/2013 2:11	57.3	14/11/2013 3:16	43.7	15/11/2013 4:21	62.1
9/11/2013 7:01	64.8	11/11/2013 0:06	63.2	12/11/2013 1:11	53.9	13/11/2013 2:16	56.5	14/11/2013 3:21	62.7	15/11/2013 4:26	62.6
9/11/2013 7:06	64.4	11/11/2013 0:11	63.7	12/11/2013 1:16	60.5	13/11/2013 2:21	60.4	14/11/2013 3:26	61.7	15/11/2013 4:31	62.0
9/11/2013 7:11	65.2	11/11/2013 0:16	63.8	12/11/2013 1:21	58.0	13/11/2013 2:26	58.3	14/11/2013 3:31	63.0	15/11/2013 4:36	61.5
9/11/2013 7:16	65.3	11/11/2013 0:21	62.8	12/11/2013 1:26	53.6	13/11/2013 2:31	58.4	14/11/2013 3:36	62.0	15/11/2013 4:41	62.8
9/11/2013 7:21	64.6	11/11/2013 0:26	63.0	12/11/2013 1:31	53.5	13/11/2013 2:36	46.8	14/11/2013 3:41	62.3	15/11/2013 4:46	60.8
9/11/2013 7:26	64.0	11/11/2013 0:31	61.6	12/11/2013 1:36	58.3	13/11/2013 2:41	54.9	14/11/2013 3:46	61.7	15/11/2013 4:51	62.1
9/11/2013 7:31	64.8	11/11/2013 0:36	60.8	12/11/2013 1:41	46.3	13/11/2013 2:46	49.1	14/11/2013 3:51	61.5	15/11/2013 4:56	62.2
9/11/2013 7:36	64.0	11/11/2013 0:41	62.1	12/11/2013 1:46	53.3	13/11/2013 2:51	62.7	14/11/2013 3:56	61.9	15/11/2013 5:01	62.7
9/11/2013 7:41	64.8	11/11/2013 0:46	59.8	12/11/2013 1:51	53.1	13/11/2013 2:56	47.6	14/11/2013 4:01	62.3	15/11/2013 5:06	62.8
9/11/2013 7:46	64.1	11/11/2013 0:51	60.0	12/11/2013 1:56	42.8	13/11/2013 3:01	62.2	14/11/2013 4:06	62.7	15/11/2013 5:11	61.9
9/11/2013 7:51	63.6	11/11/2013 0:56	59.5	12/11/2013 2:01	53.1	13/11/2013 3:06	62.3	14/11/2013 4:11	61.6	15/11/2013 5:16	63.0
9/11/2013 7:56	64.2	11/11/2013 1:01	59.5	12/11/2013 2:06	62.5	13/11/2013 3:11	44.5	14/11/2013 4:16	61.3	15/11/2013 5:21	62.6
10/11/2013 0:01	64.0	11/11/2013 1:06	58.2	12/11/2013 2:11	62.6	13/11/2013 3:16	62.7	14/11/2013 4:21	62.5	15/11/2013 5:26	62.6
10/11/2013 0:06	64.9	11/11/2013 1:11	57.7	12/11/2013 2:16	62.4	13/11/2013 3:21	49.4	14/11/2013 4:26	62.1	15/11/2013 5:31	57.0
10/11/2013 0:11	63.8	11/11/2013 1:16	59.8	12/11/2013 2:21	62.1	13/11/2013 3:26	63.0	14/11/2013 4:31	61.1	15/11/2013 5:36	57.4
10/11/2013 0:16	65.0	11/11/2013 1:21	57.7	12/11/2013 2:26	62.3	13/11/2013 3:31	62.7	14/11/2013 4:36	61.5	15/11/2013 5:41	48.8
10/11/2013 0:21	63.2	11/11/2013 1:26	53.4	12/11/2013 2:31	61.6	13/11/2013 3:36	62.3	14/11/2013 4:41	62.5	15/11/2013 5:46	49.8
10/11/2013 0:26	63.5	11/11/2013 1:31	55.3	12/11/2013 2:36	61.6	13/11/2013 3:41	62.8	14/11/2013 4:46	61.1	15/11/2013 5:51	57.7
10/11/2013 0:31	64.0	11/11/2013 1:36	51.6	12/11/2013 2:41	61.3	13/11/2013 3:46	62.2	14/11/2013 4:51	62.1	15/11/2013 5:56	60.6
10/11/2013 0:36	62.4	11/11/2013 1:41	51.5	12/11/2013 2:46	61.2	13/11/2013 3:51	50.6	14/11/2013 4:56	60.9	15/11/2013 6:01	58.4
10/11/2013 0:41	61.7	11/11/2013 1:46	41.5	12/11/2013 2:51	61.1	13/11/2013 3:56	61.8	14/11/2013 5:01	62.5	15/11/2013 6:06	58.8
10/11/2013 0:46	63.2	11/11/2013 1:51	61.6	12/11/2013 2:56	61.9	13/11/2013 4:01	61.9	14/11/2013 5:06	63.0	15/11/2013 6:11	58.3
10/11/2013 0:51	61.3	11/11/2013 1:56	61.7	12/11/2013 3:01	60.2	13/11/2013 4:06	62.3	14/11/2013 5:11	62.7	15/11/2013 6:16	63.4
10/11/2013 0:56	61.5	11/11/2013 2:01	62.5	12/11/2013 3:06	61.8	13/11/2013 4:11	62.2	14/11/2013 5:16	62.4	15/11/2013 6:21	61.1
10/11/2013 1:01	61.7	11/11/2013 2:06	62.0	12/11/2013 3:11	61.5	13/11/2013 4:16	62.8	14/11/2013 5:21	48.3	15/11/2013 6:26	62.7
10/11/2013 1:06	60.3	11/11/2013 2:11	62.0	12/11/2013 3:16	61.9	13/11/2013 4:21	62.8	14/11/2013 5:26	62.4	15/11/2013 6:31	63.7
10/11/2013 1:11	61.5	11/11/2013 2:16	62.4	12/11/2013 3:21	61.6	13/11/2013 4:26	61.5	14/11/2013 5:31	53.3	15/11/2013 6:36	65.2
10/11/2013 1:16	61.0	11/11/2013 2:21	63.1	12/11/2013 3:26	61.1	13/11/2013 4:31	62.7	14/11/2013 5:36	55.8	15/11/2013 6:41	65.4
10/11/2013 1:21	60.1	11/11/2013 2:26	62.6	12/11/2013 3:31	61.0	13/11/2013 4:36	61.7	14/11/2013 5:41	52.2	15/11/2013 6:46	65.4
10/11/2013 1:26	61.3	11/11/2013 2:31	62.4	12/11/2013 3:36	61.7	13/11/2013 4:41	57.9	14/11/2013 5:46	55.5	15/11/2013 6:51	66.8
10/11/2013 1:31	60.8	11/11/2013 2:36	62.1	12/11/2013 3:41	62.8	13/11/2013 4:46	62.5	14/11/2013 5:51	61.1	15/11/2013 6:56	66.2
10/11/2013 1:36	58.9	11/11/2013 2:41	62.5	12/11/2013 3:46	62.6	13/11/2013 4:51	61.4	14/11/2013 5:56	58.0	15/11/2013 7:0	

Real-time Noise Data		RTN3 (Po Leung Kuk Yu Lee Mo Fan Memorial School)									
16/11/2013 2:26	58.7	17/11/2013 3:31	61.3	18/11/2013 4:36	59.0	19/11/2013 5:41	62.4	20/11/2013 6:46	64.6	21/11/2013 23:51	63.6
16/11/2013 2:31	58.3	17/11/2013 3:36	61.9	18/11/2013 4:41	61.4	19/11/2013 5:46	59.0	20/11/2013 6:51	65.1	21/11/2013 23:56	64.1
16/11/2013 2:36	59.5	17/11/2013 3:41	59.2	18/11/2013 4:46	59.1	19/11/2013 5:51	55.7	20/11/2013 6:56	66.8	22/11/2013 0:01	63.0
16/11/2013 2:41	58.9	17/11/2013 3:46	59.6	18/11/2013 4:51	60.0	19/11/2013 5:56	54.4	20/11/2013 23:01	64.6	22/11/2013 0:06	63.5
16/11/2013 2:46	55.5	17/11/2013 3:51	59.4	18/11/2013 4:56	60.1	19/11/2013 6:01	62.9	20/11/2013 23:06	64.3	22/11/2013 0:11	62.4
16/11/2013 2:51	58.0	17/11/2013 3:56	57.8	18/11/2013 5:01	61.0	19/11/2013 6:06	56.8	20/11/2013 23:11	65.4	22/11/2013 0:16	61.9
16/11/2013 2:56	60.1	17/11/2013 4:01	59.7	18/11/2013 5:06	53.6	19/11/2013 6:11	58.1	20/11/2013 23:16	64.7	22/11/2013 0:21	60.7
16/11/2013 3:01	58.8	17/11/2013 4:06	59.0	18/11/2013 5:11	60.8	19/11/2013 6:16	60.3	20/11/2013 23:21	65.2	22/11/2013 0:26	62.1
16/11/2013 3:06	57.3	17/11/2013 4:11	60.5	18/11/2013 5:16	62.8	19/11/2013 6:21	59.8	20/11/2013 23:26	64.3	22/11/2013 0:31	61.0
16/11/2013 3:11	56.8	17/11/2013 4:16	59.2	18/11/2013 5:21	61.8	19/11/2013 6:26	62.2	20/11/2013 23:31	64.7	22/11/2013 0:36	59.2
16/11/2013 3:16	57.7	17/11/2013 4:21	60.3	18/11/2013 5:26	62.0	19/11/2013 6:31	63.4	20/11/2013 23:36	64.1	22/11/2013 0:41	60.4
16/11/2013 3:21	60.4	17/11/2013 4:26	59.9	18/11/2013 5:31	61.6	19/11/2013 6:36	64.1	20/11/2013 23:41	66.1	22/11/2013 0:46	61.6
16/11/2013 3:26	59.6	17/11/2013 4:31	60.6	18/11/2013 5:36	63.0	19/11/2013 6:41	64.3	20/11/2013 23:46	64.9	22/11/2013 0:51	60.1
16/11/2013 3:31	56.9	17/11/2013 4:36	59.0	18/11/2013 5:41	53.7	19/11/2013 6:46	66.1	20/11/2013 23:51	64.4	22/11/2013 0:56	60.4
16/11/2013 3:36	59.5	17/11/2013 4:41	61.4	18/11/2013 5:46	51.2	19/11/2013 6:51	66.7	20/11/2013 23:56	63.9	22/11/2013 1:01	61.7
16/11/2013 3:41	50.8	17/11/2013 4:46	59.1	18/11/2013 5:51	62.9	19/11/2013 6:56	67.3	21/11/2013 0:01	63.2	22/11/2013 1:06	60.6
16/11/2013 3:46	57.1	17/11/2013 4:51	60.0	18/11/2013 5:56	41.5	19/11/2013 7:01	64.7	21/11/2013 0:06	63.4	22/11/2013 1:11	56.3
16/11/2013 3:51	54.6	17/11/2013 4:56	60.1	18/11/2013 6:01	58.7	19/11/2013 7:06	64.5	21/11/2013 0:11	63.4	22/11/2013 1:16	56.7
16/11/2013 3:56	55.5	17/11/2013 5:01	61.0	18/11/2013 6:06	56.5	19/11/2013 7:11	64.3	21/11/2013 0:16	62.1	22/11/2013 1:21	59.5
16/11/2013 4:01	57.1	17/11/2013 5:06	53.6	18/11/2013 6:11	59.6	19/11/2013 7:16	65.1	21/11/2013 0:21	62.9	22/11/2013 1:26	57.0
16/11/2013 4:06	57.7	17/11/2013 5:11	60.8	18/11/2013 6:16	58.2	19/11/2013 7:21	65.0	21/11/2013 0:26	61.9	22/11/2013 1:31	53.8
16/11/2013 4:11	50.6	17/11/2013 5:16	62.8	18/11/2013 6:21	64.2	19/11/2013 7:26	64.1	21/11/2013 0:31	62.0	22/11/2013 1:36	53.4
16/11/2013 4:16	53.1	17/11/2013 5:21	61.8	18/11/2013 6:26	62.2	19/11/2013 7:31	65.1	21/11/2013 0:36	60.0	22/11/2013 1:41	55.9
16/11/2013 4:21	52.9	17/11/2013 5:26	62.0	18/11/2013 6:31	64.1	19/11/2013 7:36	63.7	21/11/2013 0:41	60.1	22/11/2013 1:46	49.6
16/11/2013 4:26	54.4	17/11/2013 5:31	61.6	18/11/2013 6:36	65.2	19/11/2013 7:41	63.0	21/11/2013 0:46	61.2	22/11/2013 1:51	51.6
16/11/2013 4:31	52.9	17/11/2013 5:36	63.0	18/11/2013 6:41	65.5	19/11/2013 7:46	64.6	21/11/2013 0:51	60.0	22/11/2013 1:56	63.0
16/11/2013 4:36	52.2	17/11/2013 5:41	53.7	18/11/2013 6:46	66.1	19/11/2013 7:51	62.7	21/11/2013 0:56	58.8	22/11/2013 2:01	62.9
16/11/2013 4:41	62.9	17/11/2013 5:46	51.2	18/11/2013 6:51	67.2	19/11/2013 7:56	62.9	21/11/2013 1:01	60.4	22/11/2013 2:06	48.6
16/11/2013 4:46	62.8	17/11/2013 5:51	62.9	18/11/2013 6:56	65.6	19/11/2013 8:01	63.2	21/11/2013 1:06	62.2	22/11/2013 2:11	62.6
16/11/2013 4:51	43.7	17/11/2013 5:56	41.5	18/11/2013 7:01	64.6	19/11/2013 8:06	62.9	21/11/2013 1:11	57.1	22/11/2013 2:16	46.8
16/11/2013 4:56	63.1	17/11/2013 6:01	58.7	18/11/2013 7:06	64.2	19/11/2013 8:11	62.7	21/11/2013 1:16	58.0	22/11/2013 2:21	63.0
16/11/2013 5:01	62.7	17/11/2013 6:06	56.5	18/11/2013 7:11	64.5	19/11/2013 8:16	62.4	21/11/2013 1:21	55.5	22/11/2013 2:26	48.6
16/11/2013 5:06	54.7	17/11/2013 6:11	59.6	18/11/2013 7:16	64.4	19/11/2013 8:21	62.3	21/11/2013 1:26	56.3	22/11/2013 2:31	63.0
16/11/2013 5:11	60.9	17/11/2013 6:16	58.2	18/11/2013 7:21	63.1	19/11/2013 8:26	63.4	21/11/2013 1:31	56.9	22/11/2013 2:36	62.2
16/11/2013 5:16	47.9	17/11/2013 6:21	64.2	18/11/2013 7:26	63.9	19/11/2013 8:31	60.6	21/11/2013 1:36	45.8	22/11/2013 2:41	62.4
16/11/2013 5:21	63.1	17/11/2013 6:26	62.2	18/11/2013 7:31	63.4	19/11/2013 8:36	60.0	21/11/2013 1:41	55.3	22/11/2013 2:46	62.8
16/11/2013 5:26	54.6	17/11/2013 6:31	64.1	18/11/2013 7:36	62.7	19/11/2013 8:41	61.5	21/11/2013 1:46	62.8	22/11/2013 2:51	61.9
16/11/2013 5:31	55.3	17/11/2013 6:36	65.2	18/11/2013 7:41	61.0	19/11/2013 8:46	61.8	21/11/2013 1:51	62.9	22/11/2013 2:56	62.7
16/11/2013 5:36	57.2	17/11/2013 6:41	65.5	18/11/2013 7:46	61.8	19/11/2013 8:51	58.4	21/11/2013 1:56	54.6	22/11/2013 3:01	62.2
16/11/2013 5:41	56.0	17/11/2013 6:46	66.1	18/11/2013 7:51	61.6	19/11/2013 8:56	60.7	21/11/2013 2:01	53.5	22/11/2013 3:06	61.8
16/11/2013 5:46	55.0	17/11/2013 6:51	67.2	18/11/2013 7:56	61.0	19/11/2013 9:01	58.6	21/11/2013 2:06	62.1	22/11/2013 3:11	61.3
16/11/2013 5:51	58.1	17/11/2013 6:56	65.6	19/11/2013 9:01	59.5	19/11/2013 9:06	58.2	21/11/2013 2:11	53.5	22/11/2013 3:16	61.9
16/11/2013 5:56	56.8	17/11/2013 7:01	63.2	19/11/2013 9:06	60.9	19/11/2013 9:11	49.8	21/11/2013 2:16	62.0	22/11/2013 3:21	61.4
16/11/2013 6:01	53.5	17/11/2013 7:06	62.9	19/11/2013 9:11	60.7	19/11/2013 9:16	59.2	21/11/2013 2:21	62.3	22/11/2013 3:26	62.7
16/11/2013 6:06	57.1	17/11/2013 7:11	63.5	19/11/2013 9:16	60.7	19/11/2013 9:21	54.1	21/11/2013 2:26	62.0	22/11/2013 3:31	60.8
16/11/2013 6:11	58.2	17/11/2013 7:16	63.2	19/11/2013 9:21	60.3	19/11/2013 9:26	57.6	21/11/2013 2:31	62.6	22/11/2013 3:36	61.9
16/11/2013 6:16	57.7	17/11/2013 7:21	63.5	19/11/2013 9:26	60.7	19/11/2013 9:31	56.0	21/11/2013 2:36	62.4	22/11/2013 3:41	61.3
16/11/2013 6:21	58.4	17/11/2013 7:26	63.4	19/11/2013 9:31	61.4	19/11/2013 9:36	53.7	21/11/2013 2:41	62.2	22/11/2013 3:46	60.6
16/11/2013 6:26	61.8	17/11/2013 7:31	62.3	19/11/2013 9:36	59.4	19/11/2013 9:41	60.6	21/11/2013 2:46	62.1	22/11/2013 3:51	60.3
16/11/2013 6:31	60.9	17/11/2013 7:36	63.5	19/11/2013 9:41	58.0	19/11/2013 9:46	52.3	21/11/2013 2:51	62.2	22/11/2013 3:56	62.1
16/11/2013 6:36	63.5	17/11/2013 7:41	63.3	19/11/2013 9:46	60.1	19/11/2013 9:51	63.0	21/11/2013 2:56	61.4	22/11/2013 4:01	61.2
16/11/2013 6:41	64.5	17/11/2013 7:46	62.7	19/11/2013 9:51	57.2	19/11/2013 9:56	62.2	21/11/2013 3:01	61.2	22/11/2013 4:06	62.4
16/11/2013 6:46	62.8	17/11/2013 7:51	62.8	19/11/2013 9:56	59.8	19/11/2013 10:01	47.6	21/11/2013 3:06	60.3	22/11/2013 4:11	61.6
16/11/2013 6:51	63.9	17/11/2013 7:56	61.6	19/11/2013 1:01	58.6	19/11/2013 10:06	62.5	21/11/2013 3:11	62.0	22/11/2013 4:16	61.5
16/11/2013 6:56	64.6	18/11/2013 8:01	59.8	19/11/2013 1:06	53.5	19/11/2013 10:11	62.1	21/11/2013 3:16	61.4	22/11/2013 4:21	60.3
16/11/2013 7:01	63.2	18/11/2013 8:06	61.1	19/11/2013 1:11	60.4	19/11/2013 10:16	62.2	21/11/2013 3:21	61.4	22/11/2013 4:26	60.2
16/11/2013 7:06	62.9	18/11/2013 8:11	61.8	19/11/2013 1:16	62.4	19/11/2013 10:21	61.6	21/11/2013 3:26	61.5	22/11/2013 4:31	61.3
16/11/2013 7:11	63.5	18/11/2013 8:16	62.5	19/11/2013 1:21	63.1	19/11/2013 10:26	61.9	21/11/2013 3:31	61.7	22/11/2013 4:36	60.9
16/11/2013 7:16	63.2	18/11/2013 8:21	61.4	19/11/2013 1:26	58.1	19/11/2013 10:31	62.4	21/11/2013 3:36	62.5	22/11/2013 4:41	60.1
16/11/2013 7:21	63.5	18/11/2013 8:26	61.6	19/11/2013 1:31	62.5	19/11/2013 10:36	62.7	21/11/2013 3:41	60.6	22/11/2013 4:46	62.0
16/11/2013 7:26	63.4	18/11/2013 8:31	60.4	19/11/2013 1:36	47.2	19/11/2013 10:41	62.9	21/11/2013 3:46	60.9	22/11/2013 4:51	61.9
16/11/2013 7:31	62.3	18/11/2013 8:36	59.9	19/11/2013 1:41	62.6	19/11/2013 10:46	61.5	21/11/2013 3:51	61.3	22/11/2013 4:56	61.1
16/11/2013 7:36	63.5	18/11/2013 8:41	57.8	19/11/2013 1:46	61.5	19/11/2013 10:51	61.8	21/11/2013 3:56	61.2	22/11/2013 5:01	62.5
16/11/2013 7:41	63.3	18/11/2013 8:46	58.7	19/11/2013 1:51	61.8	19/11/2013 10:56	62.7	21/11/2013 4:01	60.7	22/11/2013 5:06	62.9
16/11/2013 7:46	62.7	18/11/2013 8:51	56.0	19/11/2013 1:56	61.7	19/11/2013 11:01	61.7	21/11/2013 4:06	60.7	22/11/2013 5:11	61.9
16/11/2013 7:51	62.8	18/11/2013 8:56	57.1	19/11/2013 2:01	61.6	19/11/2013 11:06	61.9	21/11/2013 4:11	60.6	22/11/2013 5:16	62.5
16/11/2013 7:56	61.6	18/11/2013 9:01	52.8	19/11/2013 2:06	62.2	19/11/2013 11:11	61.8	21/11/2013 4:16	60.0	22/11/2013 5:21	62.3
17/11/2013 0:01	59.8	18/11/2013 9:06	57.7	19/11/2013 2:11	62.1	19/11/2013 11:16	62.2	21/11/2013 4:21	60.4	22/11/2013 5:26	55.0
17/11/2013 0:06	61.4	18/11/2013 9:11	62.9	19/11/2013 2:16</							

Real-time Noise Data RTN3 (Po Leung Kuk Yu Lee Mo Fan Memorial School)

23/11/2013 0:56	63.5	24/11/2013 2:01	60.0	25/11/2013 3:06	61.3	26/11/2013 4:11	60.2	27/11/2013 5:16	62.2
23/11/2013 1:01	62.8	24/11/2013 2:06	56.3	25/11/2013 3:11	61.9	26/11/2013 4:16	61.0	27/11/2013 5:21	62.0
23/11/2013 1:06	63.7	24/11/2013 2:11	56.6	25/11/2013 3:16	60.2	26/11/2013 4:21	62.5	27/11/2013 5:26	61.6
23/11/2013 1:11	63.2	24/11/2013 2:16	50.5	25/11/2013 3:21	62.1	26/11/2013 4:26	61.2	27/11/2013 5:31	62.6
23/11/2013 1:16	63.7	24/11/2013 2:21	58.6	25/11/2013 3:26	60.4	26/11/2013 4:31	61.4	27/11/2013 5:36	61.8
23/11/2013 1:21	61.7	24/11/2013 2:26	54.3	25/11/2013 3:31	61.6	26/11/2013 4:36	60.4	27/11/2013 5:41	56.4
23/11/2013 1:26	62.5	24/11/2013 2:31	58.6	25/11/2013 3:36	60.2	26/11/2013 4:41	61.6	27/11/2013 5:46	63.1
23/11/2013 1:31	62.9	24/11/2013 2:36	57.5	25/11/2013 3:41	61.1	26/11/2013 4:46	59.9	27/11/2013 5:51	59.9
23/11/2013 1:36	60.6	24/11/2013 2:41	57.7	25/11/2013 3:46	61.4	26/11/2013 4:51	61.4	27/11/2013 5:56	58.5
23/11/2013 1:41	62.3	24/11/2013 2:46	56.0	25/11/2013 3:51	61.0	26/11/2013 4:56	61.4	27/11/2013 6:01	49.4
23/11/2013 1:46	61.8	24/11/2013 2:51	55.5	25/11/2013 3:56	60.7	26/11/2013 5:01	61.9	27/11/2013 6:06	57.4
23/11/2013 1:51	61.1	24/11/2013 2:56	57.2	25/11/2013 4:01	61.3	26/11/2013 5:06	62.2	27/11/2013 6:11	59.7
23/11/2013 1:56	61.1	24/11/2013 3:01	56.7	25/11/2013 4:06	61.9	26/11/2013 5:11	62.5	27/11/2013 6:16	60.1
23/11/2013 2:01	62.1	24/11/2013 3:06	55.9	25/11/2013 4:11	61.1	26/11/2013 5:16	61.8	27/11/2013 6:21	61.3
23/11/2013 2:06	59.8	24/11/2013 3:11	62.9	25/11/2013 4:16	51.9	26/11/2013 5:21	62.4	27/11/2013 6:26	61.4
23/11/2013 2:11	59.5	24/11/2013 3:16	51.8	25/11/2013 4:21	60.9	26/11/2013 5:26	62.1	27/11/2013 6:31	63.0
23/11/2013 2:16	61.6	24/11/2013 3:21	50.6	25/11/2013 4:26	61.2	26/11/2013 5:31	63.0	27/11/2013 6:36	64.1
23/11/2013 2:21	60.8	24/11/2013 3:26	53.1	25/11/2013 4:31	61.1	26/11/2013 5:36	36.7	27/11/2013 6:41	65.6
23/11/2013 2:26	61.5	24/11/2013 3:31	51.9	25/11/2013 4:36	61.8	26/11/2013 5:41	48.6	27/11/2013 6:46	66.6
23/11/2013 2:31	61.3	24/11/2013 3:36	62.8	25/11/2013 4:41	62.2	26/11/2013 5:46	57.3	27/11/2013 6:51	65.6
23/11/2013 2:36	59.9	24/11/2013 3:41	63.0	25/11/2013 4:46	60.8	26/11/2013 5:51	62.8	27/11/2013 6:56	65.8
23/11/2013 2:41	59.3	24/11/2013 3:46	62.9	25/11/2013 4:51	62.8	26/11/2013 5:56	59.1	27/11/2013 23:01	65.8
23/11/2013 2:46	57.2	24/11/2013 3:51	63.1	25/11/2013 4:56	62.4	26/11/2013 6:01	58.4	27/11/2013 23:06	66.8
23/11/2013 2:51	57.6	24/11/2013 3:56	62.8	25/11/2013 5:01	61.7	26/11/2013 6:06	58.7	27/11/2013 23:11	65.8
23/11/2013 2:56	57.1	24/11/2013 4:01	62.7	25/11/2013 5:06	47.9	26/11/2013 6:11	60.3	27/11/2013 23:16	65.9
23/11/2013 3:01	57.8	24/11/2013 4:06	62.6	25/11/2013 5:11	62.0	26/11/2013 6:16	62.3	27/11/2013 23:21	66.0
23/11/2013 3:06	56.3	24/11/2013 4:11	51.0	25/11/2013 5:16	62.6	26/11/2013 6:21	62.7	27/11/2013 23:26	66.0
23/11/2013 3:11	58.7	24/11/2013 4:16	62.4	25/11/2013 5:21	61.7	26/11/2013 6:26	62.9	27/11/2013 23:31	66.5
23/11/2013 3:16	54.2	24/11/2013 4:21	63.0	25/11/2013 5:26	54.0	26/11/2013 6:31	63.2	27/11/2013 23:36	65.0
23/11/2013 3:21	57.6	24/11/2013 4:26	51.2	25/11/2013 5:31	63.0	26/11/2013 6:36	65.0	27/11/2013 23:41	65.2
23/11/2013 3:26	55.2	24/11/2013 4:31	46.8	25/11/2013 5:36	54.1	26/11/2013 6:41	66.1	27/11/2013 23:46	64.9
23/11/2013 3:31	51.3	24/11/2013 4:36	62.4	25/11/2013 5:41	60.3	26/11/2013 6:46	66.1	27/11/2013 23:51	64.8
23/11/2013 3:36	36.7	24/11/2013 4:41	51.8	25/11/2013 5:46	54.5	26/11/2013 6:51	66.5	27/11/2013 23:56	64.5
23/11/2013 3:41	50.3	24/11/2013 4:46	51.2	25/11/2013 5:51	57.5	26/11/2013 6:56	67.5		
23/11/2013 3:46	50.0	24/11/2013 4:51	62.7	25/11/2013 5:56	60.1	26/11/2013 23:01	64.4		
23/11/2013 3:51	50.8	24/11/2013 4:56	50.5	25/11/2013 6:01	55.9	26/11/2013 23:06	64.8		
23/11/2013 3:56	63.1	24/11/2013 5:01	62.5	25/11/2013 6:06	60.2	26/11/2013 23:11	64.7		
23/11/2013 4:01	53.2	24/11/2013 5:06	51.3	25/11/2013 6:11	62.9	26/11/2013 23:16	64.9		
23/11/2013 4:06	52.2	24/11/2013 5:11	52.3	25/11/2013 6:16	61.1	26/11/2013 23:21	64.4		
23/11/2013 4:11	62.4	24/11/2013 5:16	55.9	25/11/2013 6:21	62.4	26/11/2013 23:26	64.8		
23/11/2013 4:16	62.8	24/11/2013 5:21	47.2	25/11/2013 6:26	65.7	26/11/2013 23:31	64.8		
23/11/2013 4:21	51.2	24/11/2013 5:26	53.4	25/11/2013 6:31	64.3	26/11/2013 23:36	64.3		
23/11/2013 4:26	63.0	24/11/2013 5:31	62.8	25/11/2013 6:36	65.4	26/11/2013 23:41	64.1		
23/11/2013 4:31	45.2	24/11/2013 5:36	55.9	25/11/2013 6:41	66.2	26/11/2013 23:46	63.8		
23/11/2013 4:36	57.5	24/11/2013 5:41	48.3	25/11/2013 6:46	66.3	26/11/2013 23:51	64.5		
23/11/2013 4:41	51.8	24/11/2013 5:46	45.8	25/11/2013 6:51	67.0	26/11/2013 23:56	63.1		
23/11/2013 4:46	50.6	24/11/2013 5:51	52.6	25/11/2013 6:56	67.4	27/11/2013 0:01	63.5		
23/11/2013 4:51	54.2	24/11/2013 5:56	62.0	25/11/2013 23:01	64.3	28/12/2012 0:00	63.2		
23/11/2013 4:56	62.7	24/11/2013 6:01	63.1	25/11/2013 23:06	65.0	27/11/2013 0:11	63.7		
23/11/2013 5:01	56.5	24/11/2013 6:06	62.8	25/11/2013 23:11	65.4	27/11/2013 0:16	63.4		
23/11/2013 5:06	53.5	24/11/2013 6:11	47.2	25/11/2013 23:16	64.6	27/11/2013 0:21	62.4		
23/11/2013 5:11	54.1	24/11/2013 6:16	54.3	25/11/2013 23:21	64.5	27/11/2013 0:26	63.4		
23/11/2013 5:16	41.5	24/11/2013 6:21	53.8	25/11/2013 23:26	65.3	27/11/2013 0:31	61.4		
23/11/2013 5:21	62.7	24/11/2013 6:26	57.5	25/11/2013 23:31	64.5	27/11/2013 0:36	62.3		
23/11/2013 5:26	53.4	24/11/2013 6:31	48.6	25/11/2013 23:36	65.5	27/11/2013 0:41	61.8		
23/11/2013 5:31	55.5	24/11/2013 6:36	59.5	25/11/2013 23:41	63.7	27/11/2013 0:46	62.7		
23/11/2013 5:36	56.9	24/11/2013 6:41	60.5	25/11/2013 23:46	64.5	27/11/2013 0:51	60.4		
23/11/2013 5:41	56.8	24/11/2013 6:46	61.1	25/11/2013 23:51	64.0	27/11/2013 0:56	60.5		
23/11/2013 5:46	54.2	24/11/2013 6:51	62.7	25/11/2013 23:56	64.3	27/11/2013 1:01	59.3		
23/11/2013 5:51	58.8	24/11/2013 6:56	60.6	26/11/2013 0:01	64.8	27/11/2013 1:06	58.4		
23/11/2013 5:56	56.9	24/11/2013 23:01	67.5	26/11/2013 0:06	63.9	27/11/2013 1:11	56.5		
23/11/2013 6:01	55.0	24/11/2013 23:06	67.1	26/11/2013 0:11	63.5	27/11/2013 1:16	58.9		
23/11/2013 6:06	57.9	24/11/2013 23:11	67.6	26/11/2013 0:16	63.7	27/11/2013 1:21	58.5		
23/11/2013 6:11	59.7	24/11/2013 23:16	66.8	26/11/2013 0:21	65.1	27/11/2013 1:26	59.0		
23/11/2013 6:16	57.6	24/11/2013 23:21	67.4	26/11/2013 0:26	63.7	27/11/2013 1:31	54.1		
23/11/2013 6:21	56.9	24/11/2013 23:26	67.6	26/11/2013 0:31	63.1	27/11/2013 1:36	54.4		
23/11/2013 6:26	62.5	24/11/2013 23:31	66.6	26/11/2013 0:36	60.4	27/11/2013 1:41	54.6		
23/11/2013 6:31	60.3	24/11/2013 23:36	66.8	26/11/2013 0:41	62.2	27/11/2013 1:46	55.3		
23/11/2013 6:36	62.0	24/11/2013 23:41	66.2	26/11/2013 0:46	62.1	27/11/2013 1:51	54.6		
23/11/2013 6:41	63.5	24/11/2013 23:46	66.6	26/11/2013 0:51	63.2	27/11/2013 1:56	62.9		
23/11/2013 6:46	63.4	24/11/2013 23:51	65.8	26/11/2013 0:56	59.5	27/11/2013 2:01	47.2		
23/11/2013 6:51	63.9	24/11/2013 23:56	65.7	26/11/2013 1:01	60.0	27/11/2013 2:06	62.4		
23/11/2013 6:56	65.4	25/11/2013 0:01	64.8	26/11/2013 1:06	59.3	27/11/2013 2:11	62.5		
23/11/2013 23:01	64.3	25/11/2013 0:06	65.4	26/11/2013 1:11	60.4	27/11/2013 2:16	62.3		
23/11/2013 23:06	65.3	25/11/2013 0:11	66.1	26/11/2013 1:16	59.2	27/11/2013 2:21	62.2		
23/11/2013 23:11	64.9	25/11/2013 0:16	65.0	26/11/2013 1:21	56.4	27/11/2013 2:26	61.4		
23/11/2013 23:16	65.2	25/11/2013 0:21	64.3	26/11/2013 1:26	59.5	27/11/2013 2:31	62.6		
23/11/2013 23:21	64.2	25/11/2013 0:26	64.3	26/11/2013 1:31	58.0	27/11/2013 2:36	62.2		
23/11/2013 23:26	64.8	25/11/2013 0:31	65.3	26/11/2013 1:36	63.0	27/11/2013 2:41	62.2		
23/11/2013 23:31	64.5	25/11/2013 0:36	64.5	26/11/2013 1:41	56.9	27/11/2013 2:46	61.9		
23/11/2013 23:36	65.4	25/11/2013 0:41	65.1	26/11/2013 1:46	63.0	27/11/2013 2:51	62.4		
23/11/2013 23:41	64.4	25/11/2013 0:46	63.7	26/11/2013 1:51	47.2	27/11/2013 2:56	62.9		
23/11/2013 23:46	65.6	25/11/2013 0:51	63.8	26/11/2013 1:56	62.9	27/11/2013 3:01	62.5		
23/11/2013 23:51	65.9	25/11/2013 0:56	61.2	26/11/2013 2:01	63.1	27/11/2013 3:06	60.9		
23/11/2013 23:56	64.5	25/11/2013 1:01	62.9	26/11/2013 2:06	63.0	27/11/2013 3:11	61.0		
24/11/2013 0:01	64.7	25/11/2013 1:06	61.4	26/11/2013 2:11	63.1	27/11/2013 3:16	61.7		
24/11/2013 0:06	64.0	25/11/2013 1:11	60.1	26/11/2013 2:16	62.7	27/11/2013 3:21	63.0		
24/11/2013 0:11	63.9	25/11/2013 1:16	62.2	26/11/2013 2:21	47.9	27/11/2013 3:26	61.1		
24/11/2013 0:16	64.8	25/11/2013 1:21	59.6	26/11/2013 2:26	63.0	27/11/2013 3:31	61.1		
24/11/2013 0:21	63.3	25/11/2013 1:26	59.0</						

Real-time Noise Data	RTN4 (Causeway Bay Community Centre)			
<b>Normal Day 07:00-19:00</b>	1/11/2013 12:01 65.1	6/11/2013 18:31 65.8	12/11/2013 13:01 66.1	18/11/2013 7:31 66.0
	1/11/2013 12:31 65.7	7/11/2013 7:01 64.5	12/11/2013 13:31 65.3	18/11/2013 8:01 64.6
	1/11/2013 13:01 66.1	7/11/2013 7:31 65.8	12/11/2013 14:01 65.5	18/11/2013 8:31 65.0
28/10/2013 7:01 64.9	1/11/2013 13:31 66.0	7/11/2013 8:01 66.3	12/11/2013 14:31 65.4	18/11/2013 9:01 65.5
28/10/2013 7:31 66.4	1/11/2013 14:01 65.3	7/11/2013 8:31 64.7	12/11/2013 15:01 65.2	18/11/2013 9:31 67.1
28/10/2013 8:01 66.0	1/11/2013 14:31 64.7	7/11/2013 9:01 64.9	12/11/2013 15:31 64.7	18/11/2013 10:01 67.2
28/10/2013 8:31 64.7	1/11/2013 15:01 64.6	7/11/2013 9:31 66.1	12/11/2013 16:01 64.5	18/11/2013 10:31 66.9
28/10/2013 9:01 65.9	1/11/2013 15:31 64.2	7/11/2013 10:01 66.1	12/11/2013 16:31 64.6	18/11/2013 11:01 67.5
28/10/2013 9:31 66.9	1/11/2013 16:01 65.6	7/11/2013 10:31 66.5	12/11/2013 17:01 64.9	18/11/2013 11:31 66.6
28/10/2013 10:01 66.8	1/11/2013 16:31 66.4	7/11/2013 11:01 65.4	12/11/2013 17:31 65.2	18/11/2013 12:01 66.7
28/10/2013 10:31 66.8	1/11/2013 17:01 66.1	7/11/2013 11:31 66.2	12/11/2013 18:01 65.6	18/11/2013 12:31 66.7
28/10/2013 11:01 66.7	1/11/2013 17:31 64.7	7/11/2013 12:01 65.2	12/11/2013 18:31 63.0	18/11/2013 13:01 66.9
28/10/2013 11:31 66.2	1/11/2013 18:01 63.8	7/11/2013 12:31 65.7	13/11/2013 7:01 65.4	18/11/2013 13:31 67.2
28/10/2013 12:01 65.9	1/11/2013 18:31 63.5	7/11/2013 13:01 66.1	13/11/2013 7:31 67.1	18/11/2013 14:01 67.4
28/10/2013 12:31 65.9	2/11/2013 7:01 64.6	7/11/2013 13:31 65.6	13/11/2013 8:01 64.6	18/11/2013 14:31 65.7
28/10/2013 13:01 66.2	2/11/2013 7:31 65.4	7/11/2013 14:01 65.4	13/11/2013 8:31 63.7	18/11/2013 15:01 65.5
28/10/2013 13:31 66.1	2/11/2013 8:01 66.1	7/11/2013 14:31 64.6	13/11/2013 9:01 63.4	18/11/2013 15:31 66.3
28/10/2013 14:01 65.4	2/11/2013 8:31 65.9	7/11/2013 15:01 64.3	13/11/2013 9:31 66.3	18/11/2013 16:01 67.0
28/10/2013 14:31 65.7	2/11/2013 9:01 65.3	7/11/2013 15:31 64.9	13/11/2013 10:01 67.5	18/11/2013 16:31 66.4
28/10/2013 15:01 66.4	2/11/2013 9:31 64.9	7/11/2013 16:01 64.7	13/11/2013 10:31 67.0	18/11/2013 17:01 65.8
28/10/2013 15:31 65.5	2/11/2013 10:01 64.1	7/11/2013 16:31 65.4	13/11/2013 11:01 67.7	18/11/2013 17:31 65.2
28/10/2013 16:01 64.9	2/11/2013 10:31 64.4	7/11/2013 17:01 64.5	13/11/2013 11:31 67.1	18/11/2013 18:01 65.3
28/10/2013 16:31 63.1	2/11/2013 11:01 65.1	7/11/2013 17:31 64.9	13/11/2013 12:01 65.5	18/11/2013 18:31 64.5
28/10/2013 17:01 64.8	2/11/2013 11:31 64.7	7/11/2013 18:01 65.8	13/11/2013 12:31 66.5	18/11/2013 19:01 64.8
28/10/2013 17:31 65.2	2/11/2013 12:01 64.6	7/11/2013 18:31 65.4	13/11/2013 13:01 65.6	19/11/2013 7:31 66.0
28/10/2013 18:01 65.1	2/11/2013 12:31 65.7	8/11/2013 7:01 65.4	13/11/2013 13:31 65.4	19/11/2013 8:01 64.7
28/10/2013 18:31 64.8	2/11/2013 13:01 64.5	8/11/2013 7:31 66.5	13/11/2013 14:01 66.7	19/11/2013 8:31 64.3
29/10/2013 7:01 64.4	2/11/2013 13:31 65.2	8/11/2013 8:01 64.5	13/11/2013 14:31 66.4	19/11/2013 9:01 64.4
29/10/2013 7:31 66.1	2/11/2013 14:01 65.1	8/11/2013 8:31 64.3	13/11/2013 15:01 65.8	19/11/2013 9:31 66.6
29/10/2013 8:01 65.4	2/11/2013 14:31 65.4	8/11/2013 9:01 64.2	13/11/2013 15:31 65.0	19/11/2013 10:01 66.6
29/10/2013 8:31 64.7	2/11/2013 15:01 65.6	8/11/2013 9:31 64.9	13/11/2013 16:01 64.9	19/11/2013 10:31 66.6
29/10/2013 9:01 64.3	2/11/2013 15:31 65.4	8/11/2013 10:01 65.6	13/11/2013 16:31 65.6	19/11/2013 11:01 65.6
29/10/2013 9:31 65.6	2/11/2013 16:01 65.5	8/11/2013 10:31 65.8	13/11/2013 17:01 66.2	19/11/2013 11:31 65.7
29/10/2013 10:01 66.2	2/11/2013 16:31 64.8	8/11/2013 11:01 66.0	13/11/2013 17:31 65.8	19/11/2013 12:01 64.9
29/10/2013 10:31 66.4	2/11/2013 17:01 64.1	8/11/2013 11:31 65.0	13/11/2013 18:01 65.5	19/11/2013 12:31 63.8
29/10/2013 11:01 66.7	2/11/2013 17:31 63.4	8/11/2013 12:01 65.0	13/11/2013 18:31 64.8	19/11/2013 13:01 64.9
29/10/2013 11:31 66.2	2/11/2013 18:01 63.3	8/11/2013 12:31 64.7	14/11/2013 7:01 65.1	19/11/2013 13:31 66.8
29/10/2013 12:01 65.5	2/11/2013 18:31 63.5	8/11/2013 13:01 65.3	14/11/2013 7:31 66.6	19/11/2013 14:01 65.2
29/10/2013 12:31 65.9	4/11/2013 7:01 65.0	8/11/2013 13:31 65.7	14/11/2013 8:01 64.9	19/11/2013 14:31 65.1
29/10/2013 13:01 66.2	4/11/2013 7:31 65.3	8/11/2013 14:01 65.9	14/11/2013 8:31 64.1	19/11/2013 15:01 67.0
29/10/2013 13:31 66.4	4/11/2013 8:01 63.7	8/11/2013 14:31 65.4	14/11/2013 9:01 64.6	19/11/2013 15:31 65.1
29/10/2013 14:01 66.1	4/11/2013 8:31 64.2	8/11/2013 15:01 65.8	14/11/2013 9:31 65.3	19/11/2013 16:01 66.0
29/10/2013 14:31 63.0	4/11/2013 9:01 64.0	8/11/2013 15:31 64.9	14/11/2013 10:01 66.5	19/11/2013 16:31 66.0
29/10/2013 15:01 64.1	4/11/2013 9:31 66.9	8/11/2013 16:01 65.1	14/11/2013 10:31 66.1	19/11/2013 17:01 65.4
29/10/2013 15:31 64.7	4/11/2013 10:01 66.8	8/11/2013 16:31 66.0	14/11/2013 11:01 66.0	19/11/2013 17:31 64.9
29/10/2013 16:01 65.7	4/11/2013 10:31 66.4	8/11/2013 17:01 65.5	14/11/2013 11:31 66.4	19/11/2013 18:01 65.9
29/10/2013 16:31 65.9	4/11/2013 11:01 65.9	8/11/2013 17:31 64.7	14/11/2013 12:01 65.3	19/11/2013 18:31 65.7
29/10/2013 17:01 66.3	4/11/2013 11:31 65.0	8/11/2013 18:01 63.9	14/11/2013 12:31 64.8	20/11/2013 7:01 64.6
29/10/2013 17:31 66.3	4/11/2013 12:01 65.8	8/11/2013 18:31 61.2	14/11/2013 13:01 65.2	20/11/2013 7:31 66.0
29/10/2013 18:01 65.8	4/11/2013 12:31 66.3	9/11/2013 7:01 64.8	14/11/2013 13:31 65.4	20/11/2013 8:01 64.2
29/10/2013 18:31 64.8	4/11/2013 13:01 66.4	9/11/2013 7:31 65.6	14/11/2013 14:01 64.7	20/11/2013 8:31 63.8
30/10/2013 7:01 64.7	4/11/2013 13:31 66.4	9/11/2013 8:01 66.3	14/11/2013 14:31 64.5	20/11/2013 9:01 64.0
30/10/2013 7:31 66.3	4/11/2013 14:01 66.5	9/11/2013 8:31 66.6	14/11/2013 15:01 65.5	20/11/2013 9:31 64.8
30/10/2013 8:01 65.5	4/11/2013 14:31 65.1	9/11/2013 9:01 66.6	14/11/2013 15:31 65.7	20/11/2013 10:01 66.6
30/10/2013 8:31 64.0	4/11/2013 15:01 65.7	9/11/2013 9:31 65.9	14/11/2013 16:01 67.2	20/11/2013 10:31 66.3
30/10/2013 9:01 63.6	4/11/2013 15:31 66.1	9/11/2013 10:01 65.4	14/11/2013 16:31 66.4	20/11/2013 11:01 66.1
30/10/2013 9:31 64.8	4/11/2013 16:01 65.8	9/11/2013 10:31 65.3	14/11/2013 17:01 65.4	20/11/2013 11:31 65.2
30/10/2013 10:01 65.5	4/11/2013 16:31 64.5	9/11/2013 11:01 65.5	14/11/2013 17:31 64.8	20/11/2013 12:01 65.5
30/10/2013 10:31 65.6	4/11/2013 17:01 64.8	9/11/2013 11:31 64.7	14/11/2013 18:01 63.7	20/11/2013 12:31 65.2
30/10/2013 11:01 65.3	4/11/2013 17:31 64.5	9/11/2013 12:01 64.3	14/11/2013 18:31 63.2	20/11/2013 13:01 66.2
30/10/2013 11:31 65.0	4/11/2013 18:01 61.1	9/11/2013 12:31 63.7	15/11/2013 7:01 66.2	20/11/2013 13:31 66.5
30/10/2013 12:01 65.1	4/11/2013 18:31 60.7	9/11/2013 13:01 66.0	15/11/2013 7:31 67.0	20/11/2013 14:01 65.9
30/10/2013 12:31 65.4	5/11/2013 7:01 64.8	9/11/2013 13:31 66.9	15/11/2013 8:01 64.8	20/11/2013 14:31 66.2
30/10/2013 13:01 65.5	5/11/2013 7:31 64.1	9/11/2013 14:01 66.0	15/11/2013 8:31 64.2	20/11/2013 15:01 66.0
30/10/2013 13:31 64.4	5/11/2013 8:01 63.9	9/11/2013 14:31 64.8	15/11/2013 9:01 64.2	20/11/2013 15:31 65.5
30/10/2013 14:01 64.5	5/11/2013 8:31 63.8	9/11/2013 15:01 64.6	15/11/2013 9:31 64.6	20/11/2013 16:01 66.8
30/10/2013 14:31 64.4	5/11/2013 9:01 64.4	9/11/2013 15:31 64.6	15/11/2013 10:01 65.3	20/11/2013 16:31 66.9
30/10/2013 15:01 64.7	5/11/2013 9:31 64.3	9/11/2013 16:01 64.2	15/11/2013 10:31 66.2	20/11/2013 17:01 66.5
30/10/2013 15:31 64.5	5/11/2013 10:01 65.0	9/11/2013 16:31 65.0	15/11/2013 11:01 66.0	20/11/2013 17:31 66.3
30/10/2013 16:01 64.3	5/11/2013 10:31 64.9	9/11/2013 17:01 66.0	15/11/2013 11:31 65.4	20/11/2013 18:01 66.3
30/10/2013 16:31 65.8	5/11/2013 11:01 67.0	9/11/2013 17:31 65.2	15/11/2013 12:01 64.5	20/11/2013 18:31 66.1
30/10/2013 17:01 66.3	5/11/2013 11:31 67.4	9/11/2013 18:01 64.3	15/11/2013 12:31 63.1	21/11/2013 7:01 64.8
30/10/2013 17:31 64.8	5/11/2013 12:01 65.7	9/11/2013 18:31 61.8	15/11/2013 13:01 64.9	21/11/2013 7:31 64.6
30/10/2013 18:01 64.4	5/11/2013 12:31 66.9	11/11/2013 7:01 65.2	15/11/2013 13:31 65.6	21/11/2013 8:01 63.9
30/10/2013 18:31 65.6	5/11/2013 13:01 67.4	11/11/2013 7:31 65.9	15/11/2013 14:01 64.9	21/11/2013 8:31 64.3
31/10/2013 7:01 65.0	5/11/2013 13:31 67.2	11/11/2013 8:01 64.7	15/11/2013 14:31 64.6	21/11/2013 9:01 64.5
31/10/2013 7:31 66.2	5/11/2013 14:01 67.8	11/11/2013 8:31 64.5	15/11/2013 15:01 64.5	21/11/2013 9:31 66.1
31/10/2013 8:01 64.0	5/11/2013 14:31 67.7	11/11/2013 9:01 64.3	15/11/2013 15:31 64.6	21/11/2013 10:01 66.9
31/10/2013 8:31 63.8	5/11/2013 15:01 66.9	11/11/2013 9:31 64.0	15/11/2013 16:01 64.3	21/11/2013 10:31 66.4
31/10/2013 9:01 64.1	5/11/2013 15:31 66.0	11/11/2013 10:01 65.4	15/11/2013 16:31 65.0	21/11/2013 11:01 66.5
31/10/2013 9:31 64.1	5/11/2013 16:01 66.7	11/11/2013 10:31 66.1	15/11/2013 17:01 64.8	21/11/2013 11:31 66.3
31/10/2013 10:01 65.2	5/11/2013 16:31 66.3	11/11/2013 11:01 66.6	15/11/2013 17:31 65.5	21/11/2013 12:01 64.6
31/10/2013 10:31 65.6	5/11/2013 17:01 66.1	11/11/2013 11:31 65.8	15/11/2013 18:01 64.5	21/11/2013 12:31 65.3
31/10/2013 11:01 65.7	5/11/2013 17:31 65.5	11/11/2013 12:01 65.4	15/11/2013 18:31 61.4	21/11/2013 13:01 65.3
31/10/2013 11:31 65.8	5/11/2013 18:01 64.6	11/11/2013 12:31 66.1	16/11/2013 7:01 65.2	21/11/2013 13:31 65.4
31/10/2013 12:01 65.4	5/11/2013 18:31 64.9	11/11/2013 13:01 66.9	16/11/2013 7:31 66.2	21/11/2013 14:01 66.1
31/10/2013 12:31 65.7	6/11/2013 7:01 65.1	11/11/2013 13:31 67.2	16/11/2013 8:01 66.7	21/11/2013 14:31 65.4
31/10/2013 13:01 64.3	6/11/2013 7:31 62.8	11/11/2013 14:01 67.2	16/11/2013 8:31 65.9	21/11/2013 15:01 64.7
31/10/2013 13:31 65.9	6/11/2013 8:01 62.6	11/11/2013 14:31 66.3	16/11/2013 9:01 66.4	21/11/2013 15:31 6



Real-time Noise Data	RTN4 (Causeway Bay Community Centre)			
Normal Day 19:00-23:00	30/10/2013 19:46 59.9	1/11/2013 20:51 61.3	3/11/2013 9:56 58.3	3/11/2013 19:01 55.9
Sunday & Holiday 07:00-23:00	30/10/2013 19:51 59.9	1/11/2013 20:56 60.2	3/11/2013 10:01 58.8	3/11/2013 19:06 56.8
	30/10/2013 19:56 60.7	1/11/2013 21:01 58.8	3/11/2013 10:06 51.6	3/11/2013 19:11 55.6
28/10/2013 19:01 62.9	30/10/2013 20:01 62.1	1/11/2013 21:06 58.8	3/11/2013 10:11 60.3	3/11/2013 19:16 51.2
28/10/2013 19:06 61.2	30/10/2013 20:06 59.0	1/11/2013 21:11 58.2	3/11/2013 10:16 55.1	3/11/2013 19:21 63.7
28/10/2013 19:11 60.6	30/10/2013 20:11 60.1	1/11/2013 21:16 59.2	3/11/2013 10:21 56.7	3/11/2013 19:26 55.8
28/10/2013 19:16 62.7	30/10/2013 20:16 59.5	1/11/2013 21:21 58.6	3/11/2013 10:26 57.7	3/11/2013 19:31 57.7
28/10/2013 19:21 62.1	30/10/2013 20:21 61.2	1/11/2013 21:26 58.8	3/11/2013 10:31 58.6	3/11/2013 19:36 56.2
28/10/2013 19:26 62.5	30/10/2013 20:26 61.6	1/11/2013 21:31 58.6	3/11/2013 10:36 60.4	3/11/2013 19:41 57.5
28/10/2013 19:31 62.4	30/10/2013 20:31 58.2	1/11/2013 21:36 60.8	3/11/2013 10:41 58.6	3/11/2013 19:46 50.9
28/10/2013 19:36 60.8	30/10/2013 20:36 59.5	1/11/2013 21:41 59.0	3/11/2013 10:46 48.9	3/11/2013 19:51 55.4
28/10/2013 19:41 60.6	30/10/2013 20:41 59.0	1/11/2013 21:46 60.5	3/11/2013 10:51 57.4	3/11/2013 19:56 55.7
28/10/2013 19:46 58.8	30/10/2013 20:46 56.6	1/11/2013 21:51 59.4	3/11/2013 10:56 57.3	3/11/2013 20:01 54.4
28/10/2013 19:51 59.7	30/10/2013 20:51 58.2	1/11/2013 21:56 59.0	3/11/2013 11:01 57.3	3/11/2013 20:06 54.8
28/10/2013 19:56 58.2	30/10/2013 20:56 57.4	1/11/2013 22:01 56.0	3/11/2013 11:06 59.2	3/11/2013 20:11 54.1
28/10/2013 20:01 58.0	30/10/2013 21:01 57.4	1/11/2013 22:06 58.2	3/11/2013 11:11 63.1	3/11/2013 20:16 46.4
28/10/2013 20:06 62.2	30/10/2013 21:06 59.3	1/11/2013 22:11 59.8	3/11/2013 11:16 46.4	3/11/2013 20:21 63.6
28/10/2013 20:11 46.9	30/10/2013 21:11 54.7	1/11/2013 22:16 61.5	3/11/2013 11:21 58.7	3/11/2013 20:26 51.9
28/10/2013 20:16 60.0	30/10/2013 21:16 59.0	1/11/2013 22:21 58.3	3/11/2013 11:26 63.1	3/11/2013 20:31 63.4
28/10/2013 20:21 58.0	30/10/2013 21:21 57.7	1/11/2013 22:26 58.8	3/11/2013 11:31 63.4	3/11/2013 20:36 45.8
28/10/2013 20:26 56.9	30/10/2013 21:26 58.8	1/11/2013 22:31 59.4	3/11/2013 11:36 56.4	3/11/2013 20:41 49.2
28/10/2013 20:31 54.8	30/10/2013 21:31 54.1	1/11/2013 22:36 57.8	3/11/2013 11:41 63.4	3/11/2013 20:46 63.2
28/10/2013 20:36 56.5	30/10/2013 21:36 60.4	1/11/2013 22:41 57.9	3/11/2013 11:46 63.2	3/11/2013 20:51 51.4
28/10/2013 20:41 56.9	30/10/2013 21:41 62.2	1/11/2013 22:46 59.2	3/11/2013 11:51 63.6	3/11/2013 20:56 53.8
28/10/2013 20:46 58.0	30/10/2013 21:46 59.2	1/11/2013 22:51 58.3	3/11/2013 11:56 55.4	3/11/2013 21:01 63.7
28/10/2013 20:51 59.3	30/10/2013 21:51 58.3	1/11/2013 22:56 59.5	3/11/2013 12:01 59.0	3/11/2013 21:06 63.6
28/10/2013 20:56 54.6	30/10/2013 21:56 59.4	2/11/2013 19:01 63.0	3/11/2013 12:06 58.6	3/11/2013 21:11 63.6
28/10/2013 21:01 56.5	30/10/2013 22:01 58.8	2/11/2013 19:06 58.8	3/11/2013 12:11 57.0	3/11/2013 21:16 54.7
28/10/2013 21:06 60.7	30/10/2013 22:06 59.7	2/11/2013 19:11 56.8	3/11/2013 12:16 57.0	3/11/2013 21:21 53.3
28/10/2013 21:11 47.4	30/10/2013 22:11 58.3	2/11/2013 19:16 57.2	3/11/2013 12:21 59.5	3/11/2013 21:26 50.2
28/10/2013 21:16 58.6	30/10/2013 22:16 54.5	2/11/2013 19:21 56.8	3/11/2013 12:26 57.4	3/11/2013 21:31 63.7
28/10/2013 21:21 59.2	30/10/2013 22:21 58.3	2/11/2013 19:26 58.6	3/11/2013 12:31 56.9	3/11/2013 21:36 63.5
28/10/2013 21:26 57.1	30/10/2013 22:26 58.0	2/11/2013 19:31 56.4	3/11/2013 12:36 57.2	3/11/2013 21:41 63.6
28/10/2013 21:31 56.8	30/10/2013 22:31 56.7	2/11/2013 19:36 55.7	3/11/2013 12:41 58.3	3/11/2013 21:46 63.3
28/10/2013 21:36 57.5	30/10/2013 22:36 57.7	2/11/2013 19:41 56.9	3/11/2013 12:46 58.4	3/11/2013 21:51 63.4
28/10/2013 21:41 60.1	30/10/2013 22:41 43.4	2/11/2013 19:46 56.1	3/11/2013 12:51 60.9	3/11/2013 21:56 48.2
28/10/2013 21:46 55.4	30/10/2013 22:46 59.6	2/11/2013 19:51 59.5	3/11/2013 12:56 58.8	3/11/2013 22:01 46.4
28/10/2013 21:51 60.1	30/10/2013 22:51 62.5	2/11/2013 19:56 58.0	3/11/2013 13:01 59.2	3/11/2013 22:06 62.9
28/10/2013 21:56 57.2	30/10/2013 22:56 54.8	2/11/2013 20:01 58.9	3/11/2013 13:06 58.4	3/11/2013 22:11 37.3
28/10/2013 22:01 56.7	31/10/2013 19:01 62.3	2/11/2013 20:06 55.6	3/11/2013 13:11 58.4	3/11/2013 22:16 43.4
28/10/2013 22:06 56.6	31/10/2013 19:06 61.7	2/11/2013 20:11 57.5	3/11/2013 13:16 56.8	3/11/2013 22:21 51.9
28/10/2013 22:11 58.2	31/10/2013 19:11 62.1	2/11/2013 20:16 56.5	3/11/2013 13:21 57.0	3/11/2013 22:26 52.2
28/10/2013 22:16 55.6	31/10/2013 19:16 61.2	2/11/2013 20:21 50.9	3/11/2013 13:26 57.5	3/11/2013 22:31 52.4
28/10/2013 22:21 60.0	31/10/2013 19:21 62.9	2/11/2013 20:26 56.8	3/11/2013 13:31 57.9	3/11/2013 22:36 63.6
28/10/2013 22:26 57.7	31/10/2013 19:26 60.4	2/11/2013 20:31 54.8	3/11/2013 13:36 57.0	3/11/2013 22:41 63.7
28/10/2013 22:31 55.5	31/10/2013 19:31 60.4	2/11/2013 20:36 54.4	3/11/2013 13:41 58.2	3/11/2013 22:46 42.1
28/10/2013 22:36 57.3	31/10/2013 19:36 61.4	2/11/2013 20:41 54.7	3/11/2013 13:46 52.4	3/11/2013 22:51 63.5
28/10/2013 22:41 56.5	31/10/2013 19:41 61.3	2/11/2013 20:46 56.8	3/11/2013 13:51 55.9	3/11/2013 22:56 63.6
28/10/2013 22:46 54.9	31/10/2013 19:46 58.5	2/11/2013 20:51 58.8	3/11/2013 13:56 57.3	4/11/2013 19:01 60.5
28/10/2013 22:51 55.1	31/10/2013 19:51 61.4	2/11/2013 20:56 55.1	3/11/2013 14:01 57.4	4/11/2013 19:06 60.6
28/10/2013 22:56 58.3	31/10/2013 19:56 60.9	2/11/2013 21:01 53.8	3/11/2013 14:06 60.1	4/11/2013 19:11 60.9
29/10/2013 19:01 60.1	31/10/2013 20:01 59.9	2/11/2013 21:06 63.5	3/11/2013 14:11 56.5	4/11/2013 19:16 61.9
29/10/2013 19:06 61.0	31/10/2013 20:06 59.9	2/11/2013 21:11 63.6	3/11/2013 14:16 58.1	4/11/2013 19:21 61.7
29/10/2013 19:11 62.3	31/10/2013 20:11 60.4	2/11/2013 21:16 63.5	3/11/2013 14:21 58.4	4/11/2013 19:26 60.7
29/10/2013 19:16 61.6	31/10/2013 20:16 59.0	2/11/2013 21:21 52.5	3/11/2013 14:26 58.8	4/11/2013 19:31 60.7
29/10/2013 19:21 62.3	31/10/2013 20:21 60.8	2/11/2013 21:26 63.4	3/11/2013 14:31 57.3	4/11/2013 19:36 62.2
29/10/2013 19:26 61.8	31/10/2013 20:26 59.8	2/11/2013 21:31 51.4	3/11/2013 14:36 58.4	4/11/2013 19:41 61.8
29/10/2013 19:31 61.0	31/10/2013 20:31 60.5	2/11/2013 21:36 54.2	3/11/2013 14:41 59.2	4/11/2013 19:46 62.4
29/10/2013 19:36 61.1	31/10/2013 20:36 59.3	2/11/2013 21:41 57.9	3/11/2013 14:46 57.8	4/11/2013 19:51 62.5
29/10/2013 19:41 62.8	31/10/2013 20:41 59.9	2/11/2013 21:46 55.8	3/11/2013 14:51 57.4	4/11/2013 19:56 62.7
29/10/2013 19:46 61.2	31/10/2013 20:46 57.5	2/11/2013 21:51 63.7	3/11/2013 14:56 55.8	4/11/2013 20:01 63.4
29/10/2013 19:51 59.4	31/10/2013 20:51 60.2	2/11/2013 21:56 51.2	3/11/2013 15:01 58.8	4/11/2013 20:06 61.4
29/10/2013 19:56 61.0	31/10/2013 20:56 59.9	2/11/2013 22:01 51.1	3/11/2013 15:06 54.1	4/11/2013 20:11 61.8
29/10/2013 20:01 62.1	31/10/2013 21:01 57.2	2/11/2013 22:06 53.2	3/11/2013 15:11 55.2	4/11/2013 20:16 60.7
29/10/2013 20:06 59.5	31/10/2013 21:06 55.1	2/11/2013 22:11 63.6	3/11/2013 15:16 58.0	4/11/2013 20:21 60.7
29/10/2013 20:11 59.4	31/10/2013 21:11 55.5	2/11/2013 22:16 48.2	3/11/2013 15:21 57.0	4/11/2013 20:26 60.1
29/10/2013 20:16 61.1	31/10/2013 21:16 58.0	2/11/2013 22:21 48.9	3/11/2013 15:26 58.0	4/11/2013 20:31 60.7
29/10/2013 20:21 59.5	31/10/2013 21:21 60.4	2/11/2013 22:26 47.8	3/11/2013 15:31 58.5	4/11/2013 20:36 61.5
29/10/2013 20:26 58.6	31/10/2013 21:26 60.1	2/11/2013 22:31 56.3	3/11/2013 15:36 59.1	4/11/2013 20:41 60.7
29/10/2013 20:31 58.1	31/10/2013 21:31 59.8	2/11/2013 22:36 42.1	3/11/2013 15:41 58.6	4/11/2013 20:46 60.3
29/10/2013 20:36 58.2	31/10/2013 21:36 60.4	2/11/2013 22:41 56.9	3/11/2013 15:46 57.1	4/11/2013 20:51 60.0
29/10/2013 20:41 58.5	31/10/2013 21:41 57.1	2/11/2013 22:46 43.4	3/11/2013 15:51 55.9	4/11/2013 20:56 60.7
29/10/2013 20:46 60.9	31/10/2013 21:46 57.9	2/11/2013 22:51 48.5	3/11/2013 15:56 54.5	4/11/2013 21:01 57.6
29/10/2013 20:51 54.7	31/10/2013 21:51 60.1	2/11/2013 22:56 54.2	3/11/2013 16:01 56.6	4/11/2013 21:06 59.9
29/10/2013 20:56 53.1	31/10/2013 21:56 58.1	3/11/2013 7:01 61.9	3/11/2013 16:06 59.2	4/11/2013 21:11 58.4
29/10/2013 21:01 57.3	31/10/2013 22:01 55.4	3/11/2013 7:06 62.4	3/11/2013 16:11 57.2	4/11/2013 21:16 60.6
29/10/2013 21:06 56.9	31/10/2013 22:06 55.3	3/11/2013 7:11 62.9	3/11/2013 16:16 58.1	4/11/2013 21:21 59.4
29/10/2013 21:11 55.2	31/10/2013 22:11 58.9	3/11/2013 7:16 62.0	3/11/2013 16:21 56.5	4/11/2013 21:26 59.4
29/10/2013 21:16 54.7	31/10/2013 22:16 57.2	3/11/2013 7:21 67.2	3/11/2013 16:26 57.9	4/11/2013 21:31 60.7
29/10/2013 21:21 58.8	31/10/2013 22:21 56.2	3/11/2013 7:26 63.7	3/11/2013 16:31 58.5	4/11/2013 21:36 60.7
29/10/2013 21:26 59.8	31/10/2013 22:26 49.4	3/11/2013 7:31 63.2	3/11/2013 16:36 58.3	4/11/2013 21:41 60.7
29/10/2013 21:31 52.5	31/10/2013 22:31 59.5	3/11/2013 7:36 62.5	3/11/2013 16:41 58.6	4/11/2013 21:46 59.9
29/10/2013 21:36 60.9	31/10/2013 22:36 58.6	3/11/2013 7:41 63.0	3/11/2013 16:46 55.7	4/11/2013 21:51 60.5
29/10/2013 21:41 59.1	31/10/2013 22:41 59.2	3/11/2013 7:46 63.4	3/11/2013 16:51 57.9	4/11/2013 21:56 61.8
29/10/2013 21:46 56.4	31/10/2013 22:46 60.6	3/11/2013 7:51 62.4	3/11/2013 16:56 55.8	4/11/2013 22:01 56.5
29/10/2013 21:51 57.8	31/10/2013 22:51 54.6	3/11/2013 7:56 62.7	3/11/2013 17:01 57.8	4/11/2013 22:06 59.5
29/10/2013 21:56 60.1	31/10/2013 22:56 54.2	3/11/2013 8:01 63.2	3/11/2013 17:06 63.5	4/11/2013 22:11 59.9
29/10/2013 22:01 58.0	1/11/2013 19:01 63.8	3/11/2013 8:06 63.7	3/11/2013 17:11 63.3	4/11/2013 22:16 60.8
29/10/2013 22:06 56.1	1/11/2013 19:06 61.2	3/11/2013 8:11 63.6	3/11/2013 17:16 62.9	4/11/2013 22

Real-time Noise Data	RTN4 (Causeway Bay Community Centre)										
7/11/2013 21:11	59.6	9/11/2013 22:16	56.6	10/11/2013 15:21	60.1	11/11/2013 20:26	60.1	13/11/2013 21:31	61.3	15/11/2013 22:36	57.3
7/11/2013 21:16	57.2	9/11/2013 22:21	54.7	10/11/2013 15:26	57.6	11/11/2013 20:31	61.1	13/11/2013 21:36	61.3	15/11/2013 22:41	59.6
7/11/2013 21:21	59.0	9/11/2013 22:26	53.2	10/11/2013 15:31	63.1	11/11/2013 20:36	59.8	13/11/2013 21:41	61.1	15/11/2013 22:46	58.5
7/11/2013 21:26	59.9	9/11/2013 22:31	50.4	10/11/2013 15:36	63.7	11/11/2013 20:41	56.8	13/11/2013 21:46	59.0	15/11/2013 22:51	58.4
7/11/2013 21:31	60.3	9/11/2013 22:36	56.9	10/11/2013 15:41	58.9	11/11/2013 20:46	57.7	13/11/2013 21:51	60.0	15/11/2013 22:56	60.0
7/11/2013 21:36	58.0	9/11/2013 22:41	57.8	10/11/2013 15:46	60.7	11/11/2013 20:51	59.1	13/11/2013 21:56	59.9	15/11/2013 23:01	63.0
7/11/2013 21:41	58.4	9/11/2013 22:46	56.4	10/11/2013 15:51	63.5	11/11/2013 20:56	55.0	13/11/2013 22:01	58.9	15/11/2013 23:06	63.1
7/11/2013 21:46	59.1	9/11/2013 22:51	54.5	10/11/2013 15:56	61.6	11/11/2013 21:01	57.5	13/11/2013 22:06	60.7	15/11/2013 23:11	62.7
7/11/2013 21:51	56.4	9/11/2013 22:56	50.9	10/11/2013 16:01	58.4	11/11/2013 21:06	58.6	13/11/2013 22:11	59.0	15/11/2013 23:16	62.9
7/11/2013 21:56	54.4	10/11/2013 7:01	55.3	10/11/2013 16:06	57.6	11/11/2013 21:11	57.0	13/11/2013 22:16	60.4	15/11/2013 23:21	63.0
7/11/2013 22:01	55.7	10/11/2013 7:06	63.5	10/11/2013 16:11	37.3	11/11/2013 21:16	57.1	13/11/2013 22:21	59.3	15/11/2013 23:26	60.4
7/11/2013 22:06	58.0	10/11/2013 7:11	54.9	10/11/2013 16:16	63.7	11/11/2013 21:21	59.6	13/11/2013 22:26	60.2	15/11/2013 23:31	50.0
7/11/2013 22:11	60.2	10/11/2013 7:16	52.4	10/11/2013 16:21	59.8	11/11/2013 21:26	56.5	13/11/2013 22:31	60.9	15/11/2013 23:36	57.6
7/11/2013 22:16	59.1	10/11/2013 7:21	58.4	10/11/2013 16:26	57.8	11/11/2013 21:31	57.2	13/11/2013 22:36	60.4	15/11/2013 23:41	60.5
7/11/2013 22:21	61.2	10/11/2013 7:26	55.8	10/11/2013 16:31	57.3	11/11/2013 21:36	59.5	13/11/2013 22:41	60.9	15/11/2013 23:46	59.4
7/11/2013 22:26	59.2	10/11/2013 7:31	53.8	10/11/2013 16:36	58.9	11/11/2013 21:41	58.3	13/11/2013 22:46	60.9	15/11/2013 23:51	62.1
7/11/2013 22:31	59.8	10/11/2013 7:36	55.9	10/11/2013 16:41	59.4	11/11/2013 21:46	56.8	13/11/2013 22:51	58.9	15/11/2013 23:56	60.4
7/11/2013 22:36	59.8	10/11/2013 7:41	54.6	10/11/2013 16:46	53.7	11/11/2013 21:51	59.0	13/11/2013 22:56	60.7	15/11/2013 24:01	60.4
7/11/2013 22:41	59.8	10/11/2013 7:46	59.6	10/11/2013 16:51	55.5	11/11/2013 21:56	56.1	13/11/2013 23:01	61.5	15/11/2013 24:06	58.4
7/11/2013 22:46	54.0	10/11/2013 7:51	56.0	10/11/2013 16:56	57.7	11/11/2013 22:01	58.0	13/11/2013 23:06	61.8	15/11/2013 24:11	58.6
7/11/2013 22:51	58.4	10/11/2013 7:56	57.8	10/11/2013 17:01	57.4	11/11/2013 22:06	57.5	13/11/2013 23:11	61.4	15/11/2013 24:16	59.3
7/11/2013 22:56	59.4	10/11/2013 8:01	54.7	10/11/2013 17:06	54.3	11/11/2013 22:11	54.7	13/11/2013 23:16	62.9	15/11/2013 24:21	58.9
8/11/2013 19:01	60.7	10/11/2013 8:06	56.8	10/11/2013 17:11	58.3	11/11/2013 22:16	58.3	13/11/2013 23:21	62.5	15/11/2013 24:26	58.6
8/11/2013 19:06	61.4	10/11/2013 8:11	56.7	10/11/2013 17:16	63.7	11/11/2013 22:21	54.6	13/11/2013 23:26	55.0	15/11/2013 24:31	61.5
8/11/2013 19:11	60.9	10/11/2013 8:16	56.0	10/11/2013 17:21	54.7	11/11/2013 22:26	57.6	13/11/2013 23:31	52.9	15/11/2013 24:36	57.8
8/11/2013 19:16	61.4	10/11/2013 8:21	56.2	10/11/2013 17:26	56.1	11/11/2013 22:31	55.4	13/11/2013 23:36	50.4	15/11/2013 24:41	58.9
8/11/2013 19:21	62.4	10/11/2013 8:26	60.3	10/11/2013 17:31	59.7	11/11/2013 22:36	57.1	13/11/2013 23:41	63.0	15/11/2013 24:46	58.3
8/11/2013 19:26	62.4	10/11/2013 8:31	59.2	10/11/2013 17:36	63.4	11/11/2013 22:41	53.1	13/11/2013 23:46	52.4	15/11/2013 24:51	60.2
8/11/2013 19:31	62.3	10/11/2013 8:36	58.8	10/11/2013 17:41	63.7	11/11/2013 22:46	58.1	13/11/2013 23:51	56.8	15/11/2013 24:56	58.2
8/11/2013 19:36	59.3	10/11/2013 8:41	59.8	10/11/2013 17:46	63.1	11/11/2013 22:51	52.2	13/11/2013 23:56	63.5	15/11/2013 25:01	56.6
8/11/2013 19:41	60.3	10/11/2013 8:46	59.2	10/11/2013 17:51	63.1	11/11/2013 22:56	55.2	13/11/2013 24:01	59.6	15/11/2013 25:06	58.4
8/11/2013 19:46	62.3	10/11/2013 8:51	58.7	10/11/2013 17:56	63.3	12/11/2013 19:01	60.8	13/11/2013 24:06	63.0	15/11/2013 25:11	61.0
8/11/2013 19:51	60.7	10/11/2013 8:56	60.7	10/11/2013 18:01	62.6	12/11/2013 19:06	61.2	13/11/2013 24:11	60.1	15/11/2013 25:16	59.2
8/11/2013 19:56	61.2	10/11/2013 9:01	61.4	10/11/2013 18:06	63.6	12/11/2013 19:11	61.8	13/11/2013 24:16	60.3	15/11/2013 25:21	59.0
8/11/2013 20:01	61.2	10/11/2013 9:06	61.0	10/11/2013 18:11	61.8	12/11/2013 19:16	62.8	13/11/2013 24:21	61.2	15/11/2013 25:26	56.0
8/11/2013 20:06	61.1	10/11/2013 9:11	61.0	10/11/2013 18:16	61.8	12/11/2013 19:21	62.9	13/11/2013 24:26	62.5	15/11/2013 25:31	57.7
8/11/2013 20:11	60.7	10/11/2013 9:16	60.8	10/11/2013 18:21	62.1	12/11/2013 19:26	63.6	13/11/2013 24:31	61.0	15/11/2013 25:36	55.9
8/11/2013 20:16	60.1	10/11/2013 9:21	61.2	10/11/2013 18:26	61.1	12/11/2013 19:31	59.5	13/11/2013 24:36	61.8	15/11/2013 25:41	61.4
8/11/2013 20:21	61.7	10/11/2013 9:26	61.8	10/11/2013 18:31	62.7	12/11/2013 19:36	61.3	13/11/2013 24:41	61.4	15/11/2013 25:46	57.4
8/11/2013 20:26	60.9	10/11/2013 9:31	59.4	10/11/2013 18:36	62.9	12/11/2013 19:41	62.6	13/11/2013 24:46	61.8	15/11/2013 25:51	57.4
8/11/2013 20:31	61.6	10/11/2013 9:36	59.2	10/11/2013 18:41	62.3	12/11/2013 19:46	62.1	13/11/2013 24:51	60.1	15/11/2013 25:56	58.7
8/11/2013 20:36	60.4	10/11/2013 9:41	61.5	10/11/2013 18:46	62.2	12/11/2013 19:51	61.9	13/11/2013 24:56	58.9	15/11/2013 26:01	57.0
8/11/2013 20:41	59.8	10/11/2013 9:46	60.1	10/11/2013 18:51	61.5	12/11/2013 19:56	62.7	13/11/2013 25:01	60.7	15/11/2013 26:06	55.2
8/11/2013 20:46	59.2	10/11/2013 9:51	60.7	10/11/2013 18:56	62.5	12/11/2013 20:01	62.7	13/11/2013 25:06	59.9	15/11/2013 26:11	60.3
8/11/2013 20:51	58.4	10/11/2013 9:56	61.1	10/11/2013 19:01	61.2	12/11/2013 20:06	62.8	13/11/2013 25:11	59.6	15/11/2013 26:16	57.4
8/11/2013 20:56	58.9	10/11/2013 10:01	62.1	10/11/2013 19:06	61.2	12/11/2013 20:11	62.7	13/11/2013 25:16	61.8	15/11/2013 26:21	58.0
8/11/2013 21:01	54.0	10/11/2013 10:06	59.8	10/11/2013 19:11	61.7	12/11/2013 20:16	61.5	13/11/2013 25:21	60.5	15/11/2013 26:26	58.3
8/11/2013 21:06	60.0	10/11/2013 10:11	60.6	10/11/2013 19:16	61.1	12/11/2013 20:21	61.8	13/11/2013 25:26	61.1	15/11/2013 26:31	57.7
8/11/2013 21:11	60.6	10/11/2013 10:16	58.6	10/11/2013 19:21	57.4	12/11/2013 20:26	63.5	13/11/2013 25:31	61.0	15/11/2013 26:36	60.8
8/11/2013 21:16	58.7	10/11/2013 10:21	58.5	10/11/2013 19:26	60.7	12/11/2013 20:31	63.5	13/11/2013 25:36	60.9	15/11/2013 26:41	59.9
8/11/2013 21:21	57.6	10/11/2013 10:26	48.2	10/11/2013 19:31	61.5	12/11/2013 20:36	62.7	13/11/2013 25:41	61.5	15/11/2013 26:46	56.6
8/11/2013 21:26	59.3	10/11/2013 10:31	59.9	10/11/2013 19:36	61.3	12/11/2013 20:41	60.8	13/11/2013 25:46	61.0	15/11/2013 26:51	59.3
8/11/2013 21:31	59.9	10/11/2013 10:36	63.5	10/11/2013 19:41	62.1	12/11/2013 20:46	62.2	13/11/2013 25:51	62.9	15/11/2013 26:56	58.8
8/11/2013 21:36	59.3	10/11/2013 10:41	67.6	10/11/2013 19:46	59.8	12/11/2013 20:51	61.2	13/11/2013 25:56	61.4	15/11/2013 27:01	62.1
8/11/2013 21:41	54.3	10/11/2013 10:46	60.4	10/11/2013 19:51	60.4	12/11/2013 20:56	58.0	13/11/2013 26:01	59.2	15/11/2013 27:06	55.7
8/11/2013 21:46	60.2	10/11/2013 10:51	59.3	10/11/2013 19:56	59.8	12/11/2013 21:01	59.0	13/11/2013 26:06	60.6	15/11/2013 27:11	62.8
8/11/2013 21:51	54.7	10/11/2013 10:56	61.7	10/11/2013 20:01	60.0	12/11/2013 21:06	60.5	13/11/2013 26:11	59.8	15/11/2013 27:16	62.9
8/11/2013 21:56	55.9	10/11/2013 11:01	61.1	10/11/2013 20:06	60.8	12/11/2013 21:11	59.8	13/11/2013 26:16	59.9	15/11/2013 27:21	62.7
8/11/2013 22:01	58.6	10/11/2013 11:06	61.3	10/11/2013 20:11	60.2	12/11/2013 21:16	60.1	13/11/2013 26:21	61.3	15/11/2013 27:26	63.1
8/11/2013 22:06	55.9	10/11/2013 11:11	62.0	10/11/2013 20:16	60.7	12/11/2013 21:21	59.9	13/11/2013 26:26	58.9	15/11/2013 27:31	63.3
8/11/2013 22:11	57.0	10/11/2013 11:16	63.5	10/11/2013 20:21	58.6	12/11/2013 21:26	60.8	13/11/2013 26:31	59.1	15/11/2013 27:36	63.4
8/11/2013 22:16	59.5	10/11/2013 11:21	63.7	10/11/2013 20:26	59.7	12/11/2013 21:31	58.4	13/11/2013 26:36	61.1	15/11/2013 27:41	63.7
8/11/2013 22:21	55.7	10/11/2013 11:26	52.5	10/11/2013 20:31	60.2	12/11/2013 21:36	60.9	13/11/2013 26:41	59.7	15/11/2013 27:46	57.5
8/11/2013 22:26	58.6	10/11/2013 11:31	61.1	10/11/2013 20:36	59.1	12/11/2013 21:41	59.5	13/11/2013 26:46	59.9	15/11/2013 27:51	54.9
8/11/2013 22:31	57.3	10/11/2013 11:36	61.7	10/11/2013 20:41	56.5	12/11/2013 21:46	60.9	13/11/2013 26:51	59.9	15/11/2013 27:56	63.6
8/11/2013 22:36	58.3	10/11/2013 11:41	58.0	10/11/2013 20:46	59.4	12/11/2013 21:51	59.9	13/11/2013 26:56	60.1	15/11/2013 28:01	43.4
8/11/2013 22:41	59.6	10/11/2013 11:46	60.5	10/11/2013 20:51	57.9	12/11/2013 21:56	60.4	13/11/2013 27:01	60.4	15/11/2013 28:06	63.6
8/11/2013 22:46											

Real-time Noise Data	RTN4 (Causeway Bay Community Centre)				
17/11/2013 11:41 57.0	17/11/2013 20:46 55.2	19/11/2013 21:51 59.6	21/11/2013 22:56 56.1	24/11/2013 8:01 63.3	24/11/2013 17:06 53.9
17/11/2013 11:46 51.1	17/11/2013 20:51 54.8	19/11/2013 21:56 60.1	22/11/2013 19:01 61.6	24/11/2013 8:06 54.2	24/11/2013 17:11 59.4
17/11/2013 11:51 58.6	17/11/2013 20:56 53.5	19/11/2013 22:01 56.4	22/11/2013 19:06 61.1	24/11/2013 8:11 56.6	24/11/2013 17:16 59.5
17/11/2013 11:56 57.1	17/11/2013 21:01 56.6	19/11/2013 22:06 63.4	22/11/2013 19:11 61.2	24/11/2013 8:16 51.6	24/11/2013 17:21 60.9
17/11/2013 12:01 56.7	17/11/2013 21:06 57.4	19/11/2013 22:11 54.9	22/11/2013 19:16 62.1	24/11/2013 8:21 58.9	24/11/2013 17:26 61.4
17/11/2013 12:06 59.2	17/11/2013 21:11 53.4	19/11/2013 22:16 58.8	22/11/2013 19:21 63.0	24/11/2013 8:26 56.8	24/11/2013 17:31 60.4
17/11/2013 12:11 57.6	17/11/2013 21:16 55.4	19/11/2013 22:21 58.9	22/11/2013 19:26 58.4	24/11/2013 8:31 52.8	24/11/2013 17:36 61.4
17/11/2013 12:16 59.8	17/11/2013 21:21 59.1	19/11/2013 22:26 58.3	22/11/2013 19:31 62.4	24/11/2013 8:36 53.3	24/11/2013 17:41 58.3
17/11/2013 12:21 62.9	17/11/2013 21:26 50.6	19/11/2013 22:31 58.5	22/11/2013 19:36 61.9	24/11/2013 8:41 54.8	24/11/2013 17:46 58.7
17/11/2013 12:26 63.5	17/11/2013 21:31 56.9	19/11/2013 22:36 57.9	22/11/2013 19:41 61.4	24/11/2013 8:46 57.6	24/11/2013 17:51 61.8
17/11/2013 12:31 61.8	17/11/2013 21:36 57.3	19/11/2013 22:41 55.2	22/11/2013 19:46 61.6	24/11/2013 8:51 54.5	24/11/2013 17:56 61.2
17/11/2013 12:36 45.8	17/11/2013 21:41 51.2	19/11/2013 22:46 60.0	22/11/2013 19:51 62.6	24/11/2013 8:56 59.8	24/11/2013 18:01 57.8
17/11/2013 12:41 58.1	17/11/2013 21:46 57.9	19/11/2013 22:51 56.5	22/11/2013 19:56 62.3	24/11/2013 9:01 56.1	24/11/2013 18:06 60.4
17/11/2013 12:46 57.8	17/11/2013 21:51 57.6	19/11/2013 22:56 61.3	22/11/2013 20:01 61.9	24/11/2013 9:06 58.2	24/11/2013 18:11 62.6
17/11/2013 12:51 59.2	17/11/2013 21:56 59.5	20/11/2013 19:01 63.0	22/11/2013 20:06 62.3	24/11/2013 9:11 57.2	24/11/2013 18:16 61.3
17/11/2013 12:56 56.6	17/11/2013 22:01 54.4	20/11/2013 19:06 62.2	22/11/2013 20:11 61.8	24/11/2013 9:16 60.5	24/11/2013 18:21 62.5
17/11/2013 13:01 57.6	17/11/2013 22:06 55.6	20/11/2013 19:11 59.2	22/11/2013 20:16 61.5	24/11/2013 9:21 56.1	24/11/2013 18:26 61.4
17/11/2013 13:06 57.7	17/11/2013 22:11 58.8	20/11/2013 19:16 61.2	22/11/2013 20:21 61.1	24/11/2013 9:26 61.3	24/11/2013 18:31 61.1
17/11/2013 13:11 56.2	17/11/2013 22:16 57.1	20/11/2013 19:21 62.0	22/11/2013 20:26 60.8	24/11/2013 9:31 59.2	24/11/2013 18:36 60.7
17/11/2013 13:16 59.1	17/11/2013 22:21 58.5	20/11/2013 19:26 61.8	22/11/2013 20:31 61.3	24/11/2013 9:36 59.8	24/11/2013 18:41 58.6
17/11/2013 13:21 57.4	17/11/2013 22:26 55.9	20/11/2013 19:31 62.4	22/11/2013 20:36 60.6	24/11/2013 9:41 58.7	24/11/2013 18:46 60.9
17/11/2013 13:26 57.3	17/11/2013 22:31 55.6	20/11/2013 19:36 62.3	22/11/2013 20:41 60.8	24/11/2013 9:46 47.4	24/11/2013 18:51 61.0
17/11/2013 13:31 56.5	17/11/2013 22:36 57.3	20/11/2013 19:41 61.6	22/11/2013 20:46 60.7	24/11/2013 9:51 59.6	24/11/2013 18:56 62.3
17/11/2013 13:36 57.6	17/11/2013 22:41 53.7	20/11/2013 19:46 61.8	22/11/2013 20:51 60.1	24/11/2013 9:56 61.5	24/11/2013 19:01 61.8
17/11/2013 13:41 53.2	17/11/2013 22:46 62.7	20/11/2013 19:51 61.7	22/11/2013 20:56 60.4	24/11/2013 10:01 59.4	24/11/2013 19:06 62.0
17/11/2013 13:46 54.8	17/11/2013 22:51 58.5	20/11/2013 19:56 62.4	22/11/2013 21:01 59.0	24/11/2013 10:06 58.5	24/11/2013 19:11 61.2
17/11/2013 13:51 56.6	17/11/2013 22:56 57.8	20/11/2013 20:01 63.5	22/11/2013 21:06 59.3	24/11/2013 10:11 56.4	24/11/2013 19:16 61.4
17/11/2013 13:56 58.5	18/11/2013 19:01 62.0	20/11/2013 20:06 62.0	22/11/2013 21:11 57.3	24/11/2013 10:16 58.1	24/11/2013 19:21 61.5
17/11/2013 14:01 56.8	18/11/2013 19:06 62.3	20/11/2013 20:11 60.7	22/11/2013 21:16 58.3	24/11/2013 10:21 57.0	24/11/2013 19:26 61.2
17/11/2013 14:06 55.9	18/11/2013 19:11 60.9	20/11/2013 20:16 60.5	22/11/2013 21:21 58.4	24/11/2013 10:26 62.0	24/11/2013 19:31 62.0
17/11/2013 14:11 57.3	18/11/2013 19:16 61.7	20/11/2013 20:21 61.1	22/11/2013 21:26 60.9	24/11/2013 10:31 58.1	24/11/2013 19:36 61.1
17/11/2013 14:16 57.3	18/11/2013 19:21 62.6	20/11/2013 20:26 60.0	22/11/2013 21:31 62.2	24/11/2013 10:36 56.3	24/11/2013 19:41 63.9
17/11/2013 14:21 57.4	18/11/2013 19:26 61.9	20/11/2013 20:31 59.0	22/11/2013 21:36 60.0	24/11/2013 10:41 58.3	24/11/2013 19:46 62.3
17/11/2013 14:26 59.2	18/11/2013 19:31 61.8	20/11/2013 20:36 61.0	22/11/2013 21:41 60.0	24/11/2013 10:46 60.0	24/11/2013 19:51 61.9
17/11/2013 14:31 56.1	18/11/2013 19:36 61.5	20/11/2013 20:41 58.7	22/11/2013 21:46 37.3	24/11/2013 10:51 59.1	24/11/2013 19:56 61.3
17/11/2013 14:36 63.1	18/11/2013 19:41 59.1	20/11/2013 20:46 58.7	22/11/2013 21:51 57.8	24/11/2013 10:56 58.5	24/11/2013 20:01 60.1
17/11/2013 14:41 62.9	18/11/2013 19:46 61.9	20/11/2013 20:51 60.7	22/11/2013 21:56 55.3	24/11/2013 11:01 55.5	24/11/2013 20:06 62.7
17/11/2013 14:46 63.4	18/11/2013 19:51 61.0	20/11/2013 20:56 59.4	22/11/2013 22:01 63.6	24/11/2013 11:06 58.2	24/11/2013 20:11 60.8
17/11/2013 14:51 58.4	18/11/2013 19:56 62.1	20/11/2013 21:01 59.6	22/11/2013 22:06 56.8	24/11/2013 11:11 61.2	24/11/2013 20:16 62.9
17/11/2013 14:56 51.1	18/11/2013 20:01 60.8	20/11/2013 21:06 60.0	22/11/2013 22:11 56.3	24/11/2013 11:16 63.1	24/11/2013 20:21 62.4
17/11/2013 15:01 56.9	18/11/2013 20:06 61.5	20/11/2013 21:11 58.4	22/11/2013 22:16 57.2	24/11/2013 11:21 63.3	24/11/2013 20:26 61.7
17/11/2013 15:06 57.9	18/11/2013 20:11 63.8	20/11/2013 21:16 56.2	22/11/2013 22:21 55.5	24/11/2013 11:26 50.6	24/11/2013 20:31 61.4
17/11/2013 15:11 57.8	18/11/2013 20:16 60.9	20/11/2013 21:21 67.2	22/11/2013 22:26 58.1	24/11/2013 11:31 55.4	24/11/2013 20:36 62.2
17/11/2013 15:16 57.7	18/11/2013 20:21 63.2	20/11/2013 21:26 59.6	22/11/2013 22:31 55.0	24/11/2013 11:36 37.3	24/11/2013 20:41 61.0
17/11/2013 15:21 59.4	18/11/2013 20:26 60.4	20/11/2013 21:31 58.4	22/11/2013 22:36 59.9	24/11/2013 11:41 56.6	24/11/2013 20:46 60.2
17/11/2013 15:26 56.5	18/11/2013 20:31 58.9	20/11/2013 21:36 58.2	22/11/2013 22:41 60.9	24/11/2013 11:46 63.2	24/11/2013 20:51 60.9
17/11/2013 15:31 58.9	18/11/2013 20:36 61.5	20/11/2013 21:41 58.7	22/11/2013 22:46 59.7	24/11/2013 11:51 63.2	24/11/2013 20:56 63.9
17/11/2013 15:36 57.7	18/11/2013 20:41 60.3	20/11/2013 21:46 58.8	22/11/2013 22:51 56.7	24/11/2013 11:56 52.4	24/11/2013 21:01 61.7
17/11/2013 15:41 63.1	18/11/2013 20:46 58.3	20/11/2013 21:51 59.7	22/11/2013 22:56 60.3	24/11/2013 12:01 61.9	24/11/2013 21:06 62.8
17/11/2013 15:46 63.5	18/11/2013 20:51 62.5	20/11/2013 21:56 55.7	23/11/2013 19:01 61.3	24/11/2013 12:06 63.2	24/11/2013 21:11 62.7
17/11/2013 15:51 63.6	18/11/2013 20:56 57.8	20/11/2013 22:01 55.1	23/11/2013 19:06 61.2	24/11/2013 12:11 57.3	24/11/2013 21:16 61.9
17/11/2013 15:56 57.3	18/11/2013 21:01 58.4	20/11/2013 22:06 58.8	23/11/2013 19:11 60.1	24/11/2013 12:16 57.2	24/11/2013 21:21 61.3
17/11/2013 16:01 55.2	18/11/2013 21:06 57.0	20/11/2013 22:11 57.2	23/11/2013 19:16 58.7	24/11/2013 12:21 52.7	24/11/2013 21:26 61.7
17/11/2013 16:06 51.9	18/11/2013 21:11 59.1	20/11/2013 22:16 58.5	23/11/2013 19:21 60.7	24/11/2013 12:26 60.5	24/11/2013 21:31 60.6
17/11/2013 16:11 56.3	18/11/2013 21:16 59.6	20/11/2013 22:21 57.9	23/11/2013 19:26 59.3	24/11/2013 12:31 56.8	24/11/2013 21:36 61.2
17/11/2013 16:16 52.5	18/11/2013 21:21 57.6	20/11/2013 22:26 58.5	23/11/2013 19:31 58.3	24/11/2013 12:36 57.0	24/11/2013 21:41 60.8
17/11/2013 16:21 50.6	18/11/2013 21:26 59.2	20/11/2013 22:31 56.3	23/11/2013 19:36 59.0	24/11/2013 12:41 58.0	24/11/2013 21:46 61.2
17/11/2013 16:26 56.3	18/11/2013 21:31 60.9	20/11/2013 22:36 55.2	23/11/2013 19:41 61.2	24/11/2013 12:46 56.2	24/11/2013 21:51 60.7
17/11/2013 16:31 53.9	18/11/2013 21:36 59.9	20/11/2013 22:41 58.0	23/11/2013 19:46 59.8	24/11/2013 12:51 58.2	24/11/2013 21:56 60.8
17/11/2013 16:36 46.4	18/11/2013 21:41 60.5	20/11/2013 22:46 58.6	23/11/2013 19:51 60.3	24/11/2013 12:56 57.5	24/11/2013 22:01 61.0
17/11/2013 16:41 57.8	18/11/2013 21:46 57.8	20/11/2013 22:51 59.0	23/11/2013 19:56 59.7	24/11/2013 13:01 58.6	24/11/2013 22:06 61.1
17/11/2013 16:46 48.9	18/11/2013 21:51 62.5	20/11/2013 22:56 55.6	23/11/2013 20:01 59.6	24/11/2013 13:06 57.0	24/11/2013 22:11 60.3
17/11/2013 16:51 57.7	18/11/2013 21:56 57.8	21/11/2013 19:01 59.6	23/11/2013 20:06 59.4	24/11/2013 13:11 57.2	24/11/2013 22:16 62.7
17/11/2013 16:56 56.6	18/11/2013 22:01 59.6	21/11/2013 19:06 61.2	23/11/2013 20:11 56.8	24/11/2013 13:16 57.0	24/11/2013 22:21 61.3
17/11/2013 17:01 58.0	18/11/2013 22:06 58.9	21/11/2013 19:11 63.0	23/11/2013 20:16 59.2	24/11/2013 13:21 51.8	24/11/2013 22:26 61.1
17/11/2013 17:06 59.2	18/11/2013 22:11 55.5	21/11/2013 19:16 61.6	23/11/2013 20:21 57.6	24/11/2013 13:26 57.7	24/11/2013 22:31 62.7
17/11/2013 17:11 57.4	18/11/2013 22:16 60.0	21/11/2013 19:21 60.6	23/11/2013 20:26 61.2	24/11/2013 13:31 56.3	24/11/2013 22:36 61.6
17/11/2013 17:16 52.4	18/11/2013 22:21 58.9	21/11/2013 19:26 60.8	23/11/2013 20:31 56.0	24/11/2013 13:36 57.9	24/11/2013 22:41 62.5
17/11/2013 17:21 55.3	18/11/2013 22:26 58.2	21/11/2013 19:31 62.3	23/11/2013 20:36 55.2	24/11/2013 13:41 58.5	24/11/2013 22:46 58.9
17/11/2013 17:26 63.7	18/11/2013 22:31 58.1	21/11/2013 19:36 60.9	23/11/2013 20:41 56.9	24/11/2013 13:46 53.9	24/11/2013 22:51 62.9
17/11/2013 17:31 63.7	18/11/2013 22:36 57.0	21/11/2013 19:41 61.8	23/11/2013 20:46 56.2	24/11/2013 13:51 59.6	24/11/2013 22:56 62.1
17/11/2013 17:36 53.1	18/11/2013 22:41 57.4	21/11/2013 19:46 61.9	23/11/2013 20:51 58.6	24/11/2013 13:56 60.0	25/11/2013 19:01 52.5
17/11/2013 17:41 46.9	18/11/2013 22:46 58.7	21/11/2013 19:51 61.6	23/11/2013 20:56 56.5	24/11/2013 14:01 61.7	25/11/2013 19:06 57.7
17/11/2013 17:46 56.2	18/11/2013 22:51 56.8	21/11/2013 19:56 61.6	23/11/2013 21:01 55.5	24/11/2013 14:06 59.8	25/11/2013 19:11 59.0
17/11/2013 17:51 55.3	18/11/2013 22:56 56.7	21/11/2013 20:01 60.4	23/11/2013 21:06 57.1	24/11/2013 14:11 58.1	25/11/2013 19:16 55.8
17/11/2013 17:56 46.9	19/11/2013 19:01 61.2	21/11/2013 20:06 60.6	23/11/2013 21:11 56.7	24/11/2013 14:16 60.8	25/11/2013 19:21 61.5
17/11/2013 18:01 50.0	19/11/2013 19:06 61.0	21/11/2013 20:11 60.4			

Real-time Noise Data	RTN4 (Causeway Bay Community Centre)						
25/11/2013 22:11 59.0	28/10/2013 0:01 57.0	29/10/2013 1:06 57.4	30/10/2013 2:11 58.9	31/10/2013 3:16 59.4	1/11/2013 4:21 59.7		
25/11/2013 22:16 61.3	28/10/2013 0:06 60.1	29/10/2013 1:11 53.2	30/10/2013 2:16 59.6	31/10/2013 3:21 58.8	1/11/2013 4:26 60.1		
25/11/2013 22:21 60.2	28/10/2013 0:11 59.3	29/10/2013 1:16 46.4	30/10/2013 2:21 60.2	31/10/2013 3:26 47.4	1/11/2013 4:31 52.4		
25/11/2013 22:26 60.9	28/10/2013 0:16 59.6	29/10/2013 1:21 54.1	30/10/2013 2:26 58.3	31/10/2013 3:31 59.0	1/11/2013 4:36 59.7		
25/11/2013 22:31 60.8	28/10/2013 0:21 59.6	29/10/2013 1:26 60.8	30/10/2013 2:31 58.2	31/10/2013 3:36 58.9	1/11/2013 4:41 59.7		
25/11/2013 22:36 58.5	28/10/2013 0:26 56.8	29/10/2013 1:31 60.3	30/10/2013 2:36 59.5	31/10/2013 3:41 59.2	1/11/2013 4:46 60.3		
25/11/2013 22:41 57.8	28/10/2013 0:31 57.6	29/10/2013 1:36 46.9	30/10/2013 2:41 59.2	31/10/2013 3:46 59.2	1/11/2013 4:51 59.8		
25/11/2013 22:46 58.8	28/10/2013 0:36 56.5	29/10/2013 1:41 50.3	30/10/2013 2:46 58.9	31/10/2013 3:51 58.8	1/11/2013 4:56 60.8		
25/11/2013 22:51 58.7	28/10/2013 0:41 56.2	29/10/2013 1:46 45.4	30/10/2013 2:51 59.0	31/10/2013 3:56 57.2	1/11/2013 5:01 45.4		
25/11/2013 22:56 58.0	28/10/2013 0:46 53.3	29/10/2013 1:51 60.0	30/10/2013 2:56 57.7	31/10/2013 4:01 60.0	1/11/2013 5:06 60.7		
26/11/2013 19:01 60.6	28/10/2013 0:51 55.3	29/10/2013 1:56 60.9	30/10/2013 3:01 57.9	31/10/2013 4:06 55.3	1/11/2013 5:11 60.3		
26/11/2013 19:06 56.0	28/10/2013 0:56 60.9	29/10/2013 2:01 60.9	30/10/2013 3:06 58.0	31/10/2013 4:11 58.2	1/11/2013 5:16 60.0		
26/11/2013 19:11 57.0	28/10/2013 1:01 50.5	29/10/2013 2:06 60.5	30/10/2013 3:11 57.3	31/10/2013 4:16 57.6	1/11/2013 5:21 47.2		
26/11/2013 19:16 60.9	28/10/2013 1:06 60.6	29/10/2013 2:11 60.1	30/10/2013 3:16 57.9	31/10/2013 4:21 57.2	1/11/2013 5:26 60.3		
26/11/2013 19:21 61.8	28/10/2013 1:11 60.8	29/10/2013 2:16 58.9	30/10/2013 3:21 57.8	31/10/2013 4:26 60.4	1/11/2013 5:31 59.7		
26/11/2013 19:26 58.5	28/10/2013 1:16 43.0	29/10/2013 2:21 60.1	30/10/2013 3:26 58.6	31/10/2013 4:31 59.0	1/11/2013 5:36 57.5		
26/11/2013 19:31 60.3	28/10/2013 1:21 60.4	29/10/2013 2:26 59.4	30/10/2013 3:31 57.5	31/10/2013 4:36 58.3	1/11/2013 5:41 60.8		
26/11/2013 19:36 61.6	28/10/2013 1:26 60.7	29/10/2013 2:31 59.3	30/10/2013 3:36 58.7	31/10/2013 4:41 58.4	1/11/2013 5:46 51.7		
26/11/2013 19:41 62.6	28/10/2013 1:31 60.1	29/10/2013 2:36 59.6	30/10/2013 3:41 57.4	31/10/2013 4:46 58.9	1/11/2013 5:51 58.3		
26/11/2013 19:46 60.5	28/10/2013 1:36 59.6	29/10/2013 2:41 58.2	30/10/2013 3:46 57.7	31/10/2013 4:51 58.9	1/11/2013 5:56 55.8		
26/11/2013 19:51 62.1	28/10/2013 1:41 60.5	29/10/2013 2:46 60.2	30/10/2013 3:51 58.6	31/10/2013 4:56 58.3	1/11/2013 6:01 49.9		
26/11/2013 19:56 63.3	28/10/2013 1:46 59.2	29/10/2013 2:51 59.7	30/10/2013 3:56 58.9	31/10/2013 5:01 59.1	1/11/2013 6:06 57.7		
26/11/2013 20:01 60.3	28/10/2013 1:51 60.3	29/10/2013 2:56 58.1	30/10/2013 4:01 59.4	31/10/2013 5:06 58.7	1/11/2013 6:11 57.5		
26/11/2013 20:06 62.6	28/10/2013 1:56 58.2	29/10/2013 3:01 58.9	30/10/2013 4:06 57.8	31/10/2013 5:11 58.6	1/11/2013 6:16 60.3		
26/11/2013 20:11 61.9	28/10/2013 2:01 60.3	29/10/2013 3:06 58.8	30/10/2013 4:11 60.7	31/10/2013 5:16 59.7	1/11/2013 6:21 60.5		
26/11/2013 20:16 63.2	28/10/2013 2:06 58.7	29/10/2013 3:11 58.6	30/10/2013 4:16 57.5	31/10/2013 5:21 59.5	1/11/2013 6:26 60.1		
26/11/2013 20:21 60.2	28/10/2013 2:11 58.7	29/10/2013 3:16 60.0	30/10/2013 4:21 58.4	31/10/2013 5:26 60.0	1/11/2013 6:31 60.5		
26/11/2013 20:26 60.8	28/10/2013 2:16 59.2	29/10/2013 3:21 59.8	30/10/2013 4:26 58.7	31/10/2013 5:31 59.9	1/11/2013 6:36 61.6		
26/11/2013 20:31 62.6	28/10/2013 2:21 59.3	29/10/2013 3:26 58.9	30/10/2013 4:31 57.8	31/10/2013 5:36 60.1	1/11/2013 6:41 62.6		
26/11/2013 20:36 61.6	28/10/2013 2:26 58.0	29/10/2013 3:31 58.9	30/10/2013 4:36 58.3	31/10/2013 5:41 59.8	1/11/2013 6:46 63.5		
26/11/2013 20:41 60.9	28/10/2013 2:31 59.4	29/10/2013 3:36 59.0	30/10/2013 4:41 57.0	31/10/2013 5:46 43.6	1/11/2013 6:51 63.0		
26/11/2013 20:46 60.5	28/10/2013 2:36 59.0	29/10/2013 3:41 57.9	30/10/2013 4:46 57.5	31/10/2013 5:51 49.3	1/11/2013 6:56 63.7		
26/11/2013 20:51 60.8	28/10/2013 2:41 57.4	29/10/2013 3:46 58.1	30/10/2013 4:51 58.2	31/10/2013 5:56 54.5	1/11/2013 7:01 61.7		
26/11/2013 20:56 58.8	28/10/2013 2:46 54.7	29/10/2013 3:51 58.8	30/10/2013 4:56 58.2	31/10/2013 6:01 47.4	1/11/2013 23:06 61.6		
26/11/2013 21:01 59.5	28/10/2013 2:51 57.6	29/10/2013 3:56 58.3	30/10/2013 5:01 57.4	31/10/2013 6:06 54.4	1/11/2013 23:11 62.4		
26/11/2013 21:06 58.9	28/10/2013 2:56 57.2	29/10/2013 4:01 58.3	30/10/2013 5:06 59.0	31/10/2013 6:11 57.0	1/11/2013 23:16 61.3		
26/11/2013 21:11 58.2	28/10/2013 3:01 57.1	29/10/2013 4:06 59.3	30/10/2013 5:11 59.5	31/10/2013 6:16 60.0	1/11/2013 23:21 61.1		
26/11/2013 21:16 62.7	28/10/2013 3:06 57.7	29/10/2013 4:11 56.2	30/10/2013 5:16 54.6	31/10/2013 6:21 57.0	1/11/2013 23:26 61.3		
26/11/2013 21:21 59.5	28/10/2013 3:11 58.6	29/10/2013 4:16 59.2	30/10/2013 5:21 59.2	31/10/2013 6:26 59.5	1/11/2013 23:31 61.0		
26/11/2013 21:26 59.3	28/10/2013 3:16 58.0	29/10/2013 4:21 58.9	30/10/2013 5:26 59.1	31/10/2013 6:31 60.8	1/11/2013 23:36 62.8		
26/11/2013 21:31 59.4	28/10/2013 3:21 59.6	29/10/2013 4:26 59.0	30/10/2013 5:31 58.9	31/10/2013 6:36 60.6	1/11/2013 23:41 61.9		
26/11/2013 21:36 60.4	28/10/2013 3:26 57.1	29/10/2013 4:31 58.3	30/10/2013 5:36 59.2	31/10/2013 6:41 62.0	1/11/2013 23:46 62.5		
26/11/2013 21:41 60.2	28/10/2013 3:31 56.7	29/10/2013 4:36 58.9	30/10/2013 5:41 60.3	31/10/2013 6:46 62.9	1/11/2013 23:51 61.1		
26/11/2013 21:46 61.0	28/10/2013 3:36 58.1	29/10/2013 4:41 58.3	30/10/2013 5:46 60.1	31/10/2013 6:51 62.9	1/11/2013 23:56 61.0		
26/11/2013 21:51 61.6	28/10/2013 3:41 57.4	29/10/2013 4:46 58.3	30/10/2013 5:51 57.2	31/10/2013 6:56 63.5	2/11/2013 0:01 62.0		
26/11/2013 21:56 60.9	28/10/2013 3:46 57.3	29/10/2013 4:51 51.6	30/10/2013 5:56 60.7	31/10/2013 23:01 62.2	2/11/2013 0:06 62.3		
26/11/2013 22:01 62.0	28/10/2013 3:51 57.6	29/10/2013 4:56 60.1	30/10/2013 6:01 56.4	31/10/2013 23:06 62.2	2/11/2013 0:11 61.1		
26/11/2013 22:06 59.0	28/10/2013 3:56 57.3	29/10/2013 5:01 59.1	30/10/2013 6:06 55.2	31/10/2013 23:11 62.0	2/11/2013 0:16 62.1		
26/11/2013 22:11 57.3	28/10/2013 4:01 55.7	29/10/2013 5:06 59.8	30/10/2013 6:11 53.5	31/10/2013 23:16 62.8	2/11/2013 0:21 60.4		
26/11/2013 22:16 60.5	28/10/2013 4:06 57.6	29/10/2013 5:11 58.9	30/10/2013 6:16 59.1	31/10/2013 23:21 62.1	2/11/2013 0:26 61.2		
26/11/2013 22:21 60.1	28/10/2013 4:11 56.9	29/10/2013 5:16 59.4	30/10/2013 6:21 59.0	31/10/2013 23:26 61.5	2/11/2013 0:31 64.3		
26/11/2013 22:26 58.8	28/10/2013 4:16 55.8	29/10/2013 5:21 59.4	30/10/2013 6:26 59.5	31/10/2013 23:31 61.8	2/11/2013 0:36 59.9		
26/11/2013 22:31 59.6	28/10/2013 4:21 58.8	29/10/2013 5:26 60.0	30/10/2013 6:31 60.8	31/10/2013 23:36 60.2	2/11/2013 0:41 59.8		
26/11/2013 22:36 59.9	28/10/2013 4:26 57.9	29/10/2013 5:31 59.6	30/10/2013 6:36 61.1	31/10/2013 23:41 61.8	2/11/2013 0:46 59.7		
26/11/2013 22:41 56.0	28/10/2013 4:31 57.8	29/10/2013 5:36 60.7	30/10/2013 6:41 62.7	31/10/2013 23:46 63.2	2/11/2013 0:51 62.0		
26/11/2013 22:46 59.5	28/10/2013 4:36 58.0	29/10/2013 5:41 60.3	30/10/2013 6:46 64.2	31/10/2013 23:51 61.4	2/11/2013 0:56 58.9		
26/11/2013 22:51 57.7	28/10/2013 4:41 57.5	29/10/2013 5:46 53.8	30/10/2013 6:51 62.8	31/10/2013 23:56 61.9	2/11/2013 1:01 59.3		
26/11/2013 22:56 54.9	28/10/2013 4:46 60.4	29/10/2013 5:51 52.1	30/10/2013 6:56 63.7	1/11/2013 0:01 61.6	2/11/2013 1:06 58.6		
27/11/2013 19:01 42.1	28/10/2013 4:51 57.4	29/10/2013 5:56 47.8	30/10/2013 23:01 61.9	1/11/2013 0:06 60.2	2/11/2013 1:11 58.5		
27/11/2013 19:06 60.9	28/10/2013 4:56 59.2	29/10/2013 6:01 53.6	30/10/2013 23:06 61.5	1/11/2013 0:11 60.8	2/11/2013 1:16 55.1		
27/11/2013 19:11 58.4	28/10/2013 5:01 57.3	29/10/2013 6:06 51.7	30/10/2013 23:11 62.7	1/11/2013 0:16 61.5	2/11/2013 1:21 57.3		
27/11/2013 19:16 57.5	28/10/2013 5:06 57.9	29/10/2013 6:11 59.7	30/10/2013 23:16 61.1	1/11/2013 0:21 61.6	2/11/2013 1:26 56.8		
27/11/2013 19:21 56.6	28/10/2013 5:11 58.4	29/10/2013 6:16 59.5	30/10/2013 23:21 61.0	1/11/2013 0:26 61.6	2/11/2013 1:31 56.6		
27/11/2013 19:26 57.3	28/10/2013 5:16 58.1	29/10/2013 6:21 58.5	30/10/2013 23:26 61.6	1/11/2013 0:31 59.7	2/11/2013 1:36 56.4		
27/11/2013 19:31 60.8	28/10/2013 5:21 58.1	29/10/2013 6:26 59.7	30/10/2013 23:31 61.2	1/11/2013 0:36 59.7	2/11/2013 1:41 51.4		
27/11/2013 19:36 64.2	28/10/2013 5:26 58.5	29/10/2013 6:31 60.1	30/10/2013 23:36 62.0	1/11/2013 0:41 60.8	2/11/2013 1:46 60.0		
27/11/2013 19:41 61.8	28/10/2013 5:31 58.9	29/10/2013 6:36 61.9	30/10/2013 23:41 61.7	1/11/2013 0:46 60.1	2/11/2013 1:51 60.3		
27/11/2013 19:46 61.2	28/10/2013 5:36 59.0	29/10/2013 6:41 62.6	30/10/2013 23:46 61.2	1/11/2013 0:51 61.1	2/11/2013 1:56 55.0		
27/11/2013 19:51 58.9	28/10/2013 5:41 60.5	29/10/2013 6:46 62.0	30/10/2013 23:51 59.7	1/11/2013 0:56 60.1	2/11/2013 2:01 60.5		
27/11/2013 19:56 60.0	28/10/2013 5:46 59.9	29/10/2013 6:51 64.0	30/10/2013 23:56 60.3	1/11/2013 1:01 59.4	2/11/2013 2:06 60.5		
27/11/2013 20:01 61.8	28/10/2013 5:51 49.1	29/10/2013 6:56 63.2	31/10/2013 0:01 60.0	1/11/2013 1:06 57.7	2/11/2013 2:11 60.7		
27/11/2013 20:06 60.3	28/10/2013 5:56 53.3	29/10/2013 23:01 61.5	31/10/2013 0:06 60.3	1/11/2013 1:11 57.5	2/11/2013 2:16 60.8		
27/11/2013 20:11 63.1	28/10/2013 6:01 60.7	29/10/2013 23:06 61.7	31/10/2013 0:11 58.1	1/11/2013 1:16 54.3	2/11/2013 2:21 60.6		
27/11/2013 20:16 60.4	28/10/2013 6:06 52.2	29/10/2013 23:11 62.6	31/10/2013 0:16 59.6	1/11/2013 1:21 55.8	2/11/2013 2:26 60.6		
27/11/2013 20:21 60.5	28/10/2013 6:11 58.2	29/10/2013 23:16 60.9	31/10/2013 0:21 60.6	1/11/2013 1:26 52.8	2/11/2013 2:31 60.2		
27/11/2013 20:26 61.3	28/10/2013 6:16 59.6	29/10/2013 23:21 61.8	31/10/2013 0:26 59.9	1/11/2013 1:31 54.6	2/11/2013 2:36 60.3		
27/11/2013 20:31 59.0	28/10/2013 6:21 60.1	29/10/2013 23:26 60.3	31/10/2013 0:31 58.7	1/11/2013 1:36 56.3	2/11/2013 2:41 60.4		
27/11/2013 20:36 56.9	28/10/2013 6:26 61.1	29/10/2013 23:31 61.7	31/10/2013 0:36 51.3	1/11/2013 1:41 55.5	2/11/2013 2:46 60.6		
27/11/2013 20:41 59.9	28/10/2013 6:31 62.0	29/10/2013 23:36 60.7	31/10/2013 0:41 59.2	1/11/2013 1:46 55.8	2/11/2013 2:51 60.6		
27/11/2013 20:							

Real-time Noise Data		RTN4 (Causeway Bay Community Centre)									
2/11/2013 5:26	48.4	3/11/2013 6:31	52.6	4/11/2013 23:36	61.5	6/11/2013 0:41	59.1	7/11/2013 1:46	60.2	8/11/2013 2:51	59.9
2/11/2013 5:31	60.3	3/11/2013 6:36	53.7	4/11/2013 23:41	63.0	6/11/2013 0:46	54.2	7/11/2013 1:51	56.3	8/11/2013 2:56	60.0
2/11/2013 5:36	60.8	3/11/2013 6:41	58.2	4/11/2013 23:46	60.9	6/11/2013 0:51	56.0	7/11/2013 1:56	60.1	8/11/2013 3:01	59.8
2/11/2013 5:41	60.0	3/11/2013 6:46	58.0	4/11/2013 23:51	63.0	6/11/2013 0:56	56.0	7/11/2013 2:01	60.0	8/11/2013 3:06	60.1
2/11/2013 5:46	50.9	3/11/2013 6:51	56.7	4/11/2013 23:56	62.5	6/11/2013 1:01	55.5	7/11/2013 2:06	51.6	8/11/2013 3:11	60.5
2/11/2013 5:51	42.3	3/11/2013 6:56	58.8	5/11/2013 0:01	62.5	6/11/2013 1:06	53.5	7/11/2013 2:11	60.1	8/11/2013 3:16	59.3
2/11/2013 5:56	49.6	3/11/2013 23:01	60.4	5/11/2013 0:06	61.0	6/11/2013 1:11	53.3	7/11/2013 2:16	59.6	8/11/2013 3:21	58.8
2/11/2013 6:01	60.9	3/11/2013 23:06	61.6	5/11/2013 0:11	61.3	6/11/2013 1:16	60.5	7/11/2013 2:21	59.4	8/11/2013 3:26	57.8
2/11/2013 6:06	46.4	3/11/2013 23:11	61.0	5/11/2013 0:16	60.2	6/11/2013 1:21	57.1	7/11/2013 2:26	60.4	8/11/2013 3:31	58.7
2/11/2013 6:11	55.6	3/11/2013 23:16	59.8	5/11/2013 0:21	62.9	6/11/2013 1:26	53.7	7/11/2013 2:31	60.0	8/11/2013 3:36	58.8
2/11/2013 6:16	57.2	3/11/2013 23:21	59.8	5/11/2013 0:26	61.8	6/11/2013 1:31	42.3	7/11/2013 2:36	59.6	8/11/2013 3:41	58.0
2/11/2013 6:21	58.5	3/11/2013 23:26	59.2	5/11/2013 0:31	59.0	6/11/2013 1:36	46.6	7/11/2013 2:41	58.7	8/11/2013 3:46	59.1
2/11/2013 6:26	58.3	3/11/2013 23:31	61.2	5/11/2013 0:36	59.2	6/11/2013 1:41	60.5	7/11/2013 2:46	59.6	8/11/2013 3:51	59.9
2/11/2013 6:31	59.6	3/11/2013 23:36	60.9	5/11/2013 0:41	60.8	6/11/2013 1:46	51.6	7/11/2013 2:51	46.1	8/11/2013 3:56	59.3
2/11/2013 6:36	59.8	3/11/2013 23:41	59.8	5/11/2013 0:46	56.7	6/11/2013 1:51	60.8	7/11/2013 2:56	59.4	8/11/2013 4:01	58.3
2/11/2013 6:41	58.5	3/11/2013 23:46	59.3	5/11/2013 0:51	57.8	6/11/2013 1:56	60.6	7/11/2013 3:01	58.5	8/11/2013 4:06	58.8
2/11/2013 6:46	60.3	3/11/2013 23:51	56.0	5/11/2013 0:56	57.0	6/11/2013 2:01	47.8	7/11/2013 3:06	58.5	8/11/2013 4:11	57.2
2/11/2013 6:51	62.0	3/11/2013 23:56	60.3	5/11/2013 1:01	58.7	6/11/2013 2:06	60.4	7/11/2013 3:11	59.2	8/11/2013 4:16	57.7
2/11/2013 6:56	61.9	4/11/2013 0:01	58.6	5/11/2013 1:06	58.9	6/11/2013 2:11	53.3	7/11/2013 3:16	58.6	8/11/2013 4:21	58.7
2/11/2013 23:01	61.5	4/11/2013 0:06	57.5	5/11/2013 1:11	57.7	6/11/2013 2:16	58.9	7/11/2013 3:21	58.9	8/11/2013 4:26	58.9
2/11/2013 23:06	60.2	4/11/2013 0:11	58.1	5/11/2013 1:16	56.5	6/11/2013 2:21	60.6	7/11/2013 3:26	58.6	8/11/2013 4:31	57.7
2/11/2013 23:11	59.0	4/11/2013 0:16	56.4	5/11/2013 1:21	58.0	6/11/2013 2:26	59.7	7/11/2013 3:31	59.3	8/11/2013 4:36	58.4
2/11/2013 23:16	60.9	4/11/2013 0:21	56.7	5/11/2013 1:26	54.1	6/11/2013 2:31	60.6	7/11/2013 3:36	58.9	8/11/2013 4:41	57.5
2/11/2013 23:21	59.9	4/11/2013 0:26	58.3	5/11/2013 1:31	60.7	6/11/2013 2:36	59.1	7/11/2013 3:41	58.6	8/11/2013 4:46	58.4
2/11/2013 23:26	59.6	4/11/2013 0:31	56.5	5/11/2013 1:36	56.2	6/11/2013 2:41	59.6	7/11/2013 3:46	59.4	8/11/2013 4:51	60.4
2/11/2013 23:31	61.8	4/11/2013 0:36	56.2	5/11/2013 1:41	51.9	6/11/2013 2:46	58.9	7/11/2013 3:51	57.6	8/11/2013 4:56	58.8
2/11/2013 23:36	59.6	4/11/2013 0:41	60.8	5/11/2013 1:46	60.8	6/11/2013 2:51	59.6	7/11/2013 3:56	58.9	8/11/2013 5:01	59.2
2/11/2013 23:41	60.8	4/11/2013 0:46	54.1	5/11/2013 1:51	53.2	6/11/2013 2:56	59.5	7/11/2013 4:01	57.2	8/11/2013 5:06	59.2
2/11/2013 23:46	59.2	4/11/2013 0:51	60.9	5/11/2013 1:56	47.8	6/11/2013 3:01	58.8	7/11/2013 4:06	58.1	8/11/2013 5:11	57.0
2/11/2013 23:51	59.6	4/11/2013 0:56	60.6	5/11/2013 2:01	45.7	6/11/2013 3:06	58.7	7/11/2013 4:11	48.1	8/11/2013 5:16	59.0
2/11/2013 23:56	60.4	4/11/2013 1:01	60.7	5/11/2013 2:06	60.6	6/11/2013 3:11	58.6	7/11/2013 4:16	56.1	8/11/2013 5:21	59.0
3/11/2013 0:01	60.5	4/11/2013 1:06	59.9	5/11/2013 2:11	60.5	6/11/2013 3:16	58.6	7/11/2013 4:21	60.3	8/11/2013 5:26	59.0
3/11/2013 0:06	61.0	4/11/2013 1:11	59.6	5/11/2013 2:16	60.2	6/11/2013 3:21	59.8	7/11/2013 4:26	58.4	8/11/2013 5:31	59.4
3/11/2013 0:11	58.7	4/11/2013 1:16	60.5	5/11/2013 2:21	60.0	6/11/2013 3:26	58.2	7/11/2013 4:31	58.1	8/11/2013 5:36	60.2
3/11/2013 0:16	60.6	4/11/2013 1:21	59.9	5/11/2013 2:26	59.3	6/11/2013 3:31	58.9	7/11/2013 4:36	60.2	8/11/2013 5:41	60.8
3/11/2013 0:21	58.9	4/11/2013 1:26	60.5	5/11/2013 2:31	60.4	6/11/2013 3:36	60.0	7/11/2013 4:41	58.4	8/11/2013 5:46	60.9
3/11/2013 0:26	60.8	4/11/2013 1:31	60.8	5/11/2013 2:36	60.7	6/11/2013 3:41	58.3	7/11/2013 4:46	57.9	8/11/2013 5:51	47.8
3/11/2013 0:31	56.7	4/11/2013 1:36	59.7	5/11/2013 2:41	59.2	6/11/2013 3:46	58.0	7/11/2013 4:51	53.0	8/11/2013 5:56	55.1
3/11/2013 0:36	58.4	4/11/2013 1:41	59.3	5/11/2013 2:46	59.5	6/11/2013 3:51	57.2	7/11/2013 4:56	59.4	8/11/2013 6:01	50.9
3/11/2013 0:41	57.8	4/11/2013 1:46	59.8	5/11/2013 2:51	60.3	6/11/2013 3:56	60.6	7/11/2013 5:01	58.3	8/11/2013 6:06	55.9
3/11/2013 0:46	59.3	4/11/2013 1:51	59.4	5/11/2013 2:56	58.7	6/11/2013 4:01	58.7	7/11/2013 5:06	59.0	8/11/2013 6:11	59.5
3/11/2013 0:51	58.5	4/11/2013 1:56	59.4	5/11/2013 3:01	60.4	6/11/2013 4:06	59.1	7/11/2013 5:11	58.9	8/11/2013 6:16	57.6
3/11/2013 0:56	57.4	4/11/2013 2:01	58.8	5/11/2013 3:06	60.3	6/11/2013 4:11	58.8	7/11/2013 5:16	59.3	8/11/2013 6:21	58.8
3/11/2013 1:01	56.9	4/11/2013 2:06	59.1	5/11/2013 3:11	59.0	6/11/2013 4:16	57.8	7/11/2013 5:21	60.3	8/11/2013 6:26	60.5
3/11/2013 1:06	57.5	4/11/2013 2:11	58.5	5/11/2013 3:16	58.5	6/11/2013 4:21	59.1	7/11/2013 5:26	59.3	8/11/2013 6:31	61.3
3/11/2013 1:11	54.9	4/11/2013 2:16	57.8	5/11/2013 3:21	59.0	6/11/2013 4:26	57.9	7/11/2013 5:31	58.5	8/11/2013 6:36	61.2
3/11/2013 1:16	53.1	4/11/2013 2:21	58.5	5/11/2013 3:26	59.3	6/11/2013 4:31	58.1	7/11/2013 5:36	60.9	8/11/2013 6:41	63.3
3/11/2013 1:21	53.8	4/11/2013 2:26	58.4	5/11/2013 3:31	58.4	6/11/2013 4:36	58.6	7/11/2013 5:41	48.6	8/11/2013 6:46	63.7
3/11/2013 1:26	51.3	4/11/2013 2:31	58.1	5/11/2013 3:36	60.4	6/11/2013 4:41	57.1	7/11/2013 5:46	45.7	8/11/2013 6:51	63.4
3/11/2013 1:31	53.0	4/11/2013 2:36	58.2	5/11/2013 3:41	58.0	6/11/2013 4:46	57.6	7/11/2013 5:51	44.6	8/11/2013 6:56	63.2
3/11/2013 1:36	49.9	4/11/2013 2:41	57.9	5/11/2013 3:46	58.9	6/11/2013 4:51	59.5	7/11/2013 5:56	46.6	8/11/2013 23:01	62.8
3/11/2013 1:41	51.3	4/11/2013 2:46	58.3	5/11/2013 3:51	59.0	6/11/2013 4:56	59.0	7/11/2013 6:01	48.3	8/11/2013 23:06	62.9
3/11/2013 1:46	50.6	4/11/2013 2:51	58.6	5/11/2013 3:56	58.5	6/11/2013 5:01	58.0	7/11/2013 6:06	53.0	8/11/2013 23:11	62.8
3/11/2013 1:51	47.8	4/11/2013 2:56	57.4	5/11/2013 4:01	58.4	6/11/2013 5:06	58.8	7/11/2013 6:11	57.9	8/11/2013 23:16	62.3
3/11/2013 1:56	60.2	4/11/2013 3:01	57.3	5/11/2013 4:06	58.7	6/11/2013 5:11	60.2	7/11/2013 6:16	59.7	8/11/2013 23:21	62.2
3/11/2013 2:01	60.6	4/11/2013 3:06	57.5	5/11/2013 4:11	57.7	6/11/2013 5:16	59.8	7/11/2013 6:21	58.6	8/11/2013 23:26	61.7
3/11/2013 2:06	60.2	4/11/2013 3:11	58.0	5/11/2013 4:16	59.7	6/11/2013 5:21	58.9	7/11/2013 6:26	60.3	8/11/2013 23:31	62.3
3/11/2013 2:11	60.6	4/11/2013 3:16	57.2	5/11/2013 4:21	58.7	6/11/2013 5:26	60.7	7/11/2013 6:31	61.0	8/11/2013 23:36	62.6
3/11/2013 2:16	59.3	4/11/2013 3:21	58.1	5/11/2013 4:26	57.4	6/11/2013 5:31	58.9	7/11/2013 6:36	62.1	8/11/2013 23:41	62.5
3/11/2013 2:21	60.0	4/11/2013 3:26	55.6	5/11/2013 4:31	58.7	6/11/2013 5:36	60.6	7/11/2013 6:41	63.0	8/11/2013 23:46	61.6
3/11/2013 2:26	58.8	4/11/2013 3:31	57.3	5/11/2013 4:36	59.4	6/11/2013 5:41	58.9	7/11/2013 6:46	63.6	8/11/2013 23:51	61.8
3/11/2013 2:31	59.4	4/11/2013 3:36	58.2	5/11/2013 4:41	58.6	6/11/2013 5:46	53.4	7/11/2013 6:51	64.2	8/11/2013 23:56	62.1
3/11/2013 2:36	59.9	4/11/2013 3:41	56.0	5/11/2013 4:46	59.0	6/11/2013 5:51	51.6	7/11/2013 6:56	63.8	9/11/2013 0:01	62.4
3/11/2013 2:41	59.1	4/11/2013 3:46	55.9	5/11/2013 4:51	59.5	6/11/2013 5:56	51.9	7/11/2013 23:01	62.3	9/11/2013 0:06	62.0
3/11/2013 2:46	60.4	4/11/2013 3:51	57.1	5/11/2013 4:56	59.7	6/11/2013 6:01	54.4	7/11/2013 23:06	62.0	9/11/2013 0:11	62.1
3/11/2013 2:51	59.5	4/11/2013 3:56	58.0	5/11/2013 5:01	59.5	6/11/2013 6:06	56.1	7/11/2013 23:11	62.5	9/11/2013 0:16	63.0
3/11/2013 2:56	60.0	4/11/2013 4:01	57.0	5/11/2013 5:06	39.3	6/11/2013 6:11	58.4	7/11/2013 23:16	62.9	9/11/2013 0:21	63.2
3/11/2013 3:01	58.3	4/11/2013 4:06	58.6	5/11/2013 5:11	60.5	6/11/2013 6:16	59.3	7/11/2013 23:21	61.4	9/11/2013 0:26	60.9
3/11/2013 3:06	59.5	4/11/2013 4:11	58.3	5/11/2013 5:16	58.8	6/11/2013 6:21	60.4	7/11/2013 23:26	62.7	9/11/2013 0:31	61.6
3/11/2013 3:11	59.6	4/11/2013 4:16	57.7	5/11/2013 5:21	59.7	6/11/2013 6:26	61.6	7/11/2013 23:31	62.0	9/11/2013 0:36	60.4
3/11/2013 3:16	52.5	4/11/2013 4:21	57.6	5/11/2013 5:26	59.2	6/11/2013 6:31	61.4	7/11/2013 23:36	62.0		

Real-time Noise Data	RTN4 (Causeway Bay Community Centre)										
9/11/2013 3:56	60.5	10/11/2013 5:01	58.9	11/11/2013 6:06	56.4	12/11/2013 23:11	61.3	14/11/2013 0:16	60.9	15/11/2013 1:21	50.9
9/11/2013 4:01	60.2	10/11/2013 5:06	60.3	11/11/2013 6:11	57.5	12/11/2013 23:16	64.0	14/11/2013 0:21	61.0	15/11/2013 1:26	57.5
9/11/2013 4:06	60.1	10/11/2013 5:11	58.5	11/11/2013 6:16	58.5	12/11/2013 23:21	61.3	14/11/2013 0:26	60.7	15/11/2013 1:31	55.5
9/11/2013 4:11	60.5	10/11/2013 5:16	59.7	11/11/2013 6:21	58.2	12/11/2013 23:26	62.3	14/11/2013 0:31	59.2	15/11/2013 1:36	58.6
9/11/2013 4:16	60.3	10/11/2013 5:21	60.5	11/11/2013 6:26	61.5	12/11/2013 23:31	61.9	14/11/2013 0:36	58.2	15/11/2013 1:41	53.4
9/11/2013 4:21	60.5	10/11/2013 5:26	60.2	11/11/2013 6:31	62.0	12/11/2013 23:36	62.1	14/11/2013 0:41	58.2	15/11/2013 1:46	49.6
9/11/2013 4:26	60.2	10/11/2013 5:31	60.3	11/11/2013 6:36	61.9	12/11/2013 23:41	61.6	14/11/2013 0:46	60.1	15/11/2013 1:51	51.9
9/11/2013 4:31	59.9	10/11/2013 5:36	50.4	11/11/2013 6:41	62.5	12/11/2013 23:46	61.9	14/11/2013 0:51	58.5	15/11/2013 1:56	55.1
9/11/2013 4:36	59.9	10/11/2013 5:41	54.8	11/11/2013 6:46	63.0	12/11/2013 23:51	61.3	14/11/2013 0:56	59.0	15/11/2013 2:01	60.8
9/11/2013 4:41	49.3	10/11/2013 5:46	54.7	11/11/2013 6:51	63.8	12/11/2013 23:56	60.7	14/11/2013 1:01	55.8	15/11/2013 2:06	57.3
9/11/2013 4:46	60.1	10/11/2013 5:51	50.5	11/11/2013 6:56	64.9	13/11/2013 0:01	61.3	14/11/2013 1:06	56.8	15/11/2013 2:11	60.1
9/11/2013 4:51	59.8	10/11/2013 5:56	56.7	11/11/2013 7:01	61.5	13/11/2013 0:06	60.9	14/11/2013 1:11	56.3	15/11/2013 2:16	53.4
9/11/2013 4:56	60.8	10/11/2013 6:01	60.7	11/11/2013 7:06	62.1	13/11/2013 0:11	61.3	14/11/2013 1:16	59.4	15/11/2013 2:21	60.6
9/11/2013 5:01	60.8	10/11/2013 6:06	57.6	11/11/2013 7:11	62.3	13/11/2013 0:16	61.2	14/11/2013 1:21	54.9	15/11/2013 2:26	60.7
9/11/2013 5:06	59.7	10/11/2013 6:11	57.6	11/11/2013 7:16	61.1	13/11/2013 0:21	61.4	14/11/2013 1:26	37.5	15/11/2013 2:31	48.8
9/11/2013 5:11	60.7	10/11/2013 6:16	57.1	11/11/2013 7:21	61.6	13/11/2013 0:26	59.8	14/11/2013 1:31	54.1	15/11/2013 2:36	59.4
9/11/2013 5:16	59.9	10/11/2013 6:21	57.5	11/11/2013 7:26	62.3	13/11/2013 0:31	60.5	14/11/2013 1:36	50.7	15/11/2013 2:41	59.7
9/11/2013 5:21	60.7	10/11/2013 6:26	58.9	11/11/2013 7:31	58.8	13/11/2013 0:36	57.1	14/11/2013 1:41	34.5	15/11/2013 2:46	60.7
9/11/2013 5:26	34.5	10/11/2013 6:31	55.3	11/11/2013 7:36	64.7	13/11/2013 0:41	54.9	14/11/2013 1:46	37.5	15/11/2013 2:51	60.4
9/11/2013 5:31	60.6	10/11/2013 6:36	57.5	11/11/2013 7:41	61.3	13/11/2013 0:46	55.4	14/11/2013 1:51	59.9	15/11/2013 2:56	59.9
9/11/2013 5:36	60.5	10/11/2013 6:41	60.6	11/11/2013 7:46	60.8	13/11/2013 0:51	55.5	14/11/2013 1:56	60.3	15/11/2013 3:01	59.4
9/11/2013 5:41	55.2	10/11/2013 6:46	59.8	11/11/2013 7:51	60.8	13/11/2013 0:56	54.6	14/11/2013 2:01	41.5	15/11/2013 3:06	59.1
9/11/2013 5:46	47.6	10/11/2013 6:51	59.9	11/11/2013 7:56	60.1	13/11/2013 1:01	51.1	14/11/2013 2:06	60.8	15/11/2013 3:11	60.0
9/11/2013 5:51	60.8	10/11/2013 6:56	61.3	12/11/2013 0:01	59.2	13/11/2013 1:06	49.7	14/11/2013 2:11	59.5	15/11/2013 3:16	59.8
9/11/2013 5:56	50.9	10/11/2013 7:01	63.5	12/11/2013 0:06	60.0	13/11/2013 1:11	43.6	14/11/2013 2:16	60.1	15/11/2013 3:21	59.0
9/11/2013 6:01	52.8	10/11/2013 7:06	63.4	12/11/2013 0:11	60.0	13/11/2013 1:16	60.6	14/11/2013 2:21	60.7	15/11/2013 3:26	59.3
9/11/2013 6:06	55.5	10/11/2013 7:11	59.3	12/11/2013 0:16	59.8	13/11/2013 1:21	60.7	14/11/2013 2:26	60.5	15/11/2013 3:31	58.9
9/11/2013 6:11	56.7	10/11/2013 7:16	61.3	12/11/2013 0:21	57.8	13/11/2013 1:26	48.1	14/11/2013 2:31	60.6	15/11/2013 3:36	60.5
9/11/2013 6:16	56.8	10/11/2013 7:21	62.1	12/11/2013 0:26	60.5	13/11/2013 1:31	60.6	14/11/2013 2:36	60.0	15/11/2013 3:41	58.5
9/11/2013 6:21	56.4	10/11/2013 7:26	61.4	12/11/2013 0:31	57.9	13/11/2013 1:36	49.3	14/11/2013 2:41	60.0	15/11/2013 3:46	59.8
9/11/2013 6:26	58.8	10/11/2013 7:31	61.6	12/11/2013 0:36	58.4	13/11/2013 1:41	59.9	14/11/2013 2:46	60.5	15/11/2013 3:51	59.9
9/11/2013 6:31	58.6	10/11/2013 7:36	60.8	12/11/2013 0:41	57.6	13/11/2013 1:46	59.4	14/11/2013 2:51	59.7	15/11/2013 3:56	59.7
9/11/2013 6:36	62.1	10/11/2013 7:41	62.5	12/11/2013 0:46	54.8	13/11/2013 1:51	59.5	14/11/2013 2:56	58.7	15/11/2013 4:01	58.7
9/11/2013 6:41	61.2	10/11/2013 7:46	61.8	12/11/2013 0:51	59.6	13/11/2013 1:56	59.8	14/11/2013 3:01	59.5	15/11/2013 4:06	59.5
9/11/2013 6:46	60.4	10/11/2013 7:51	60.8	12/11/2013 0:56	55.3	13/11/2013 2:01	59.6	14/11/2013 3:06	57.9	15/11/2013 4:11	59.2
9/11/2013 6:51	60.9	10/11/2013 7:56	59.8	12/11/2013 1:01	54.1	13/11/2013 2:06	60.0	14/11/2013 3:11	59.6	15/11/2013 4:16	59.5
9/11/2013 6:56	62.7	11/11/2013 0:01	59.9	12/11/2013 1:06	53.1	13/11/2013 2:11	59.6	14/11/2013 3:16	60.1	15/11/2013 4:21	59.6
9/11/2013 7:01	62.6	11/11/2013 0:06	60.1	12/11/2013 1:11	60.5	13/11/2013 2:16	58.9	14/11/2013 3:21	59.9	15/11/2013 4:26	59.7
9/11/2013 7:06	61.0	11/11/2013 0:11	60.4	12/11/2013 1:16	54.6	13/11/2013 2:21	60.9	14/11/2013 3:26	60.3	15/11/2013 4:31	59.9
9/11/2013 7:11	62.4	11/11/2013 0:16	60.8	12/11/2013 1:21	52.6	13/11/2013 2:26	59.7	14/11/2013 3:31	58.9	15/11/2013 4:36	60.4
9/11/2013 7:16	62.2	11/11/2013 0:21	59.2	12/11/2013 1:26	50.4	13/11/2013 2:31	58.4	14/11/2013 3:36	60.2	15/11/2013 4:41	58.6
9/11/2013 7:21	62.8	11/11/2013 0:26	58.7	12/11/2013 1:31	60.7	13/11/2013 2:36	58.9	14/11/2013 3:41	58.9	15/11/2013 4:46	59.8
9/11/2013 7:26	62.8	11/11/2013 0:31	59.0	12/11/2013 1:36	52.8	13/11/2013 2:41	59.1	14/11/2013 3:46	57.9	15/11/2013 4:51	59.1
9/11/2013 7:31	61.1	11/11/2013 0:36	57.1	12/11/2013 1:41	50.6	13/11/2013 2:46	57.9	14/11/2013 3:51	58.8	15/11/2013 4:56	60.1
9/11/2013 7:36	61.7	11/11/2013 0:41	55.7	12/11/2013 1:46	59.2	13/11/2013 2:51	58.6	14/11/2013 3:56	58.9	15/11/2013 5:01	60.2
9/11/2013 7:41	61.3	11/11/2013 0:46	57.1	12/11/2013 1:51	51.4	13/11/2013 2:56	58.9	14/11/2013 4:01	59.9	15/11/2013 5:06	60.8
9/11/2013 7:46	59.9	11/11/2013 0:51	56.4	12/11/2013 1:56	60.7	13/11/2013 3:01	58.6	14/11/2013 4:06	59.1	15/11/2013 5:11	60.0
9/11/2013 7:51	61.1	11/11/2013 0:56	57.7	12/11/2013 2:01	60.8	13/11/2013 3:06	58.9	14/11/2013 4:11	58.3	15/11/2013 5:16	60.4
9/11/2013 7:56	61.5	11/11/2013 1:01	50.4	12/11/2013 2:06	59.5	13/11/2013 3:11	59.5	14/11/2013 4:16	58.9	15/11/2013 5:21	59.2
10/11/2013 0:01	62.2	11/11/2013 1:06	53.6	12/11/2013 2:11	60.0	13/11/2013 3:16	59.7	14/11/2013 4:21	59.9	15/11/2013 5:26	51.2
10/11/2013 0:06	60.4	11/11/2013 1:11	52.5	12/11/2013 2:16	59.3	13/11/2013 3:21	59.9	14/11/2013 4:26	58.5	15/11/2013 5:31	49.0
10/11/2013 0:11	61.4	11/11/2013 1:16	52.5	12/11/2013 2:21	59.1	13/11/2013 3:26	58.5	14/11/2013 4:31	57.8	15/11/2013 5:36	53.0
10/11/2013 0:16	61.9	11/11/2013 1:21	54.6	12/11/2013 2:26	59.6	13/11/2013 3:31	58.9	14/11/2013 4:36	59.1	15/11/2013 5:41	60.6
10/11/2013 0:21	61.8	11/11/2013 1:26	50.6	12/11/2013 2:31	59.3	13/11/2013 3:36	59.5	14/11/2013 4:41	59.4	15/11/2013 5:46	50.9
10/11/2013 0:26	61.7	11/11/2013 1:31	60.5	12/11/2013 2:36	59.6	13/11/2013 3:41	58.5	14/11/2013 4:46	58.9	15/11/2013 5:51	56.6
10/11/2013 0:31	59.9	11/11/2013 1:36	54.7	12/11/2013 2:41	57.6	13/11/2013 3:46	59.4	14/11/2013 4:51	59.6	15/11/2013 5:56	59.1
10/11/2013 0:36	58.9	11/11/2013 1:41	60.3	12/11/2013 2:46	58.9	13/11/2013 3:51	59.8	14/11/2013 4:56	58.4	15/11/2013 6:01	56.0
10/11/2013 0:41	58.2	11/11/2013 1:46	59.0	12/11/2013 2:51	59.7	13/11/2013 3:56	58.2	14/11/2013 5:01	59.2	15/11/2013 6:06	58.9
10/11/2013 0:46	58.8	11/11/2013 1:51	59.6	12/11/2013 2:56	59.6	13/11/2013 4:01	58.6	14/11/2013 5:06	60.3	15/11/2013 6:11	56.7
10/11/2013 0:51	56.2	11/11/2013 1:56	58.9	12/11/2013 3:01	58.7	13/11/2013 4:06	59.2	14/11/2013 5:11	58.6	15/11/2013 6:16	61.2
10/11/2013 0:56	59.2	11/11/2013 2:01	59.0	12/11/2013 3:06	59.4	13/11/2013 4:11	59.3	14/11/2013 5:16	50.3	15/11/2013 6:21	59.8
10/11/2013 1:01	55.1	11/11/2013 2:06	59.7	12/11/2013 3:11	59.7	13/11/2013 4:16	59.9	14/11/2013 5:21	59.0	15/11/2013 6:26	62.0
10/11/2013 1:06	57.0	11/11/2013 2:11	59.7	12/11/2013 3:16	59.4	13/11/2013 4:21	58.8	14/11/2013 5:26	60.6	15/11/2013 6:31	62.0
10/11/2013 1:11	61.0	11/11/2013 2:16	59.5	12/11/2013 3:21	58.9	13/11/2013 4:26	58.5	14/11/2013 5:31	40.6	15/11/2013 6:36	62.6
10/11/2013 1:16	56.6	11/11/2013 2:21	60.2	12/11/2013 3:26	59.4	13/11/2013 4:31	60.4	14/11/2013 5:36	60.6	15/11/2013 6:41	64.2
10/11/2013 1:21	58.0	11/11/2013 2:26	59.0	12/11/2013 3:31	58.9	13/11/2013 4:36	60.0	14/11/2013 5:41	60.5	15/11/2013 6:46	63.9
10/11/2013 1:26	55.8	11/11/2013 2:31	59.5	12/11/2013 3:36	58.6	13/11/2013 4:41	59.9	14/11/2013 5:46	52.7	15/11/2013 6:51	64.9
10/11/2013 1:31	55.5	11/11/2013 2:36	59.2	12/11/2013 3:41	59.4	13/11/2013 4:46	57.8	14/11/2013 5:51	56.3	15/11/2013 6:56	64.5
10/11/2013 1:36	54.6	11/11/2013 2:41	59.6	12/11/2013 3:46	59.4	13/11/2013 4:51	59.5	14/11/2013 5:56	43.0	15	

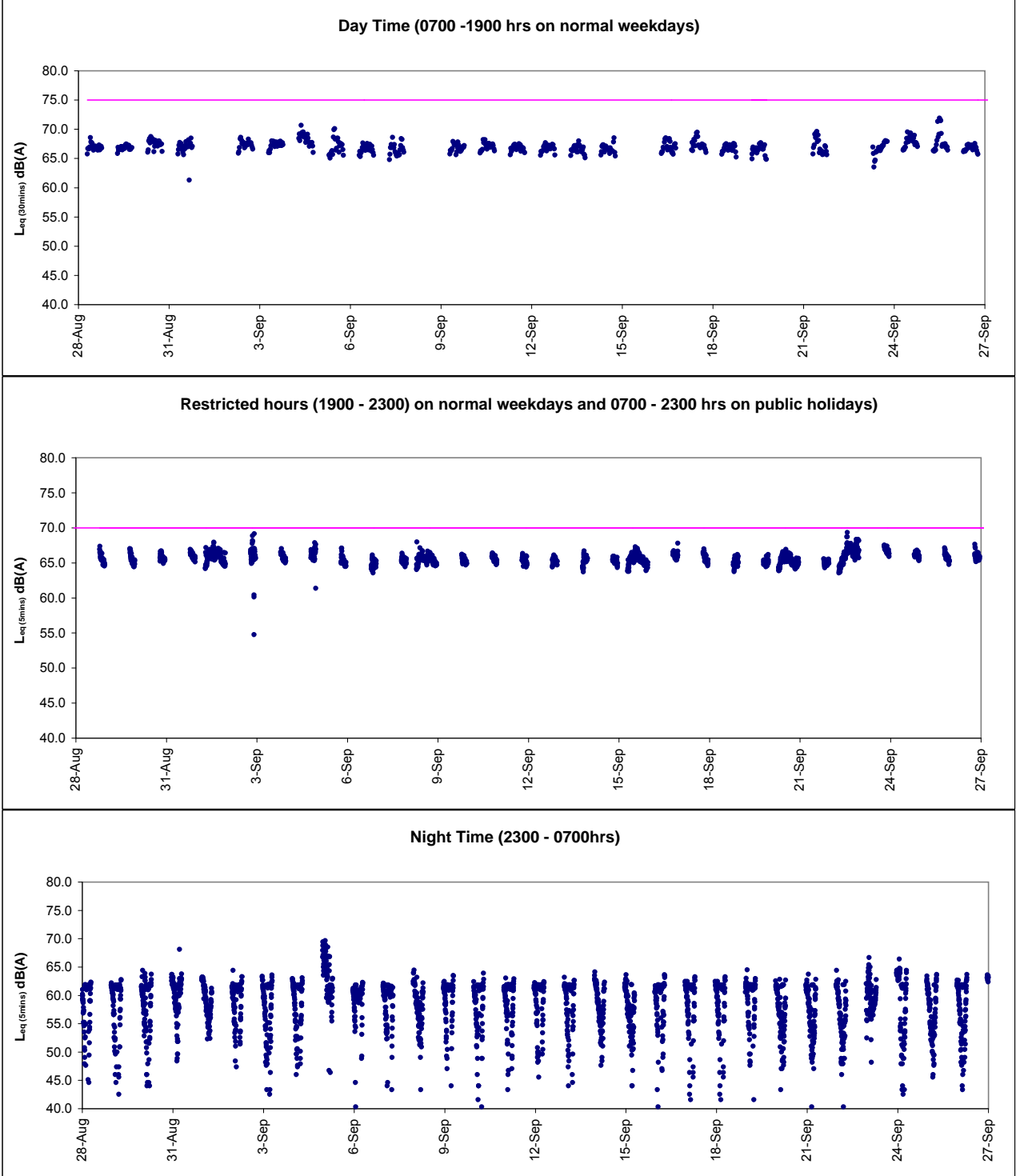
Real-time Noise Data	RTN4 (Causeway Bay Community Centre)										
16/11/2013 2:26	57.2	17/11/2013 3:31	58.2	18/11/2013 4:36	57.0	19/11/2013 5:41	50.1	20/11/2013 6:46	63.2	21/11/2013 23:51	62.7
16/11/2013 2:31	49.6	17/11/2013 3:36	59.8	18/11/2013 4:41	59.0	19/11/2013 5:46	53.5	20/11/2013 6:51	63.6	21/11/2013 23:56	60.2
16/11/2013 2:36	54.9	17/11/2013 3:41	57.1	18/11/2013 4:46	56.5	19/11/2013 5:51	53.1	20/11/2013 6:56	64.5	22/11/2013 0:01	59.4
16/11/2013 2:41	53.1	17/11/2013 3:46	57.6	18/11/2013 4:51	57.1	19/11/2013 5:56	44.6	20/11/2013 23:01	62.8	22/11/2013 0:06	59.6
16/11/2013 2:46	60.5	17/11/2013 3:51	57.1	18/11/2013 4:56	58.3	19/11/2013 6:01	60.5	20/11/2013 23:06	61.9	22/11/2013 0:11	60.1
16/11/2013 2:51	56.8	17/11/2013 3:56	55.9	18/11/2013 5:01	58.3	19/11/2013 6:06	56.3	20/11/2013 23:11	62.4	22/11/2013 0:16	58.2
16/11/2013 2:56	51.9	17/11/2013 4:01	56.5	18/11/2013 5:06	56.6	19/11/2013 6:11	58.5	20/11/2013 23:16	62.8	22/11/2013 0:21	59.2
16/11/2013 3:01	49.4	17/11/2013 4:06	56.9	18/11/2013 5:11	58.8	19/11/2013 6:16	57.0	20/11/2013 23:21	61.9	22/11/2013 0:26	59.6
16/11/2013 3:06	60.6	17/11/2013 4:11	58.0	18/11/2013 5:16	60.3	19/11/2013 6:21	58.9	20/11/2013 23:26	62.3	22/11/2013 0:31	59.2
16/11/2013 3:11	48.1	17/11/2013 4:16	58.3	18/11/2013 5:21	59.0	19/11/2013 6:26	61.1	20/11/2013 23:31	61.7	22/11/2013 0:36	56.0
16/11/2013 3:16	50.9	17/11/2013 4:21	58.4	18/11/2013 5:26	59.3	19/11/2013 6:31	60.6	20/11/2013 23:36	61.6	22/11/2013 0:41	58.3
16/11/2013 3:21	59.6	17/11/2013 4:26	58.3	18/11/2013 5:31	59.4	19/11/2013 6:36	62.0	20/11/2013 23:41	62.0	22/11/2013 0:46	59.6
16/11/2013 3:26	51.4	17/11/2013 4:31	57.0	18/11/2013 5:36	55.0	19/11/2013 6:41	63.1	20/11/2013 23:46	62.0	22/11/2013 0:51	51.8
16/11/2013 3:31	52.2	17/11/2013 4:36	57.0	18/11/2013 5:41	50.1	19/11/2013 6:46	64.0	20/11/2013 23:51	60.6	22/11/2013 0:56	57.3
16/11/2013 3:36	54.1	17/11/2013 4:41	59.0	18/11/2013 5:46	60.8	19/11/2013 6:51	63.7	20/11/2013 23:56	60.7	22/11/2013 1:01	56.8
16/11/2013 3:41	60.1	17/11/2013 4:46	56.5	18/11/2013 5:51	37.5	19/11/2013 6:56	63.7	21/11/2013 0:01	60.7	22/11/2013 1:06	55.5
16/11/2013 3:46	43.6	17/11/2013 4:51	57.1	18/11/2013 5:56	53.1	19/11/2013 7:01	62.1	21/11/2013 0:06	60.1	22/11/2013 1:11	51.2
16/11/2013 3:51	60.4	17/11/2013 4:56	58.3	18/11/2013 6:01	49.6	19/11/2013 7:06	62.2	21/11/2013 0:11	61.8	22/11/2013 1:16	55.4
16/11/2013 3:56	60.9	17/11/2013 5:01	58.3	18/11/2013 6:06	54.2	19/11/2013 7:11	61.7	21/11/2013 0:16	60.3	22/11/2013 1:21	52.9
16/11/2013 4:01	60.9	17/11/2013 5:06	56.6	18/11/2013 6:11	56.4	19/11/2013 7:16	62.0	21/11/2013 0:21	60.1	22/11/2013 1:26	60.6
16/11/2013 4:06	60.8	17/11/2013 5:11	58.8	18/11/2013 6:16	60.5	19/11/2013 7:21	61.4	21/11/2013 0:26	60.4	22/11/2013 1:31	60.2
16/11/2013 4:11	60.1	17/11/2013 5:16	60.3	18/11/2013 6:21	59.7	19/11/2013 7:26	61.6	21/11/2013 0:31	58.4	22/11/2013 1:36	60.6
16/11/2013 4:16	60.7	17/11/2013 5:21	59.0	18/11/2013 6:26	60.3	19/11/2013 7:31	63.1	21/11/2013 0:36	56.6	22/11/2013 1:41	60.9
16/11/2013 4:21	60.5	17/11/2013 5:26	59.3	18/11/2013 6:31	61.5	19/11/2013 7:36	59.6	21/11/2013 0:41	58.6	22/11/2013 1:46	60.7
16/11/2013 4:26	60.0	17/11/2013 5:31	59.4	18/11/2013 6:36	62.7	19/11/2013 7:41	62.0	21/11/2013 0:46	58.6	22/11/2013 1:51	60.6
16/11/2013 4:31	60.2	17/11/2013 5:36	55.0	18/11/2013 6:41	63.6	19/11/2013 7:46	61.0	21/11/2013 0:51	55.9	22/11/2013 1:56	59.7
16/11/2013 4:36	55.1	17/11/2013 5:41	50.1	18/11/2013 6:46	63.6	19/11/2013 7:51	60.1	21/11/2013 0:56	47.2	22/11/2013 2:01	42.3
16/11/2013 4:41	59.7	17/11/2013 5:46	60.8	18/11/2013 6:51	64.6	19/11/2013 7:56	60.7	21/11/2013 1:01	59.5	22/11/2013 2:06	60.1
16/11/2013 4:46	59.7	17/11/2013 5:51	37.5	18/11/2013 6:56	63.5	19/11/2013 8:01	60.2	21/11/2013 1:06	53.7	22/11/2013 2:11	60.5
16/11/2013 4:51	59.8	17/11/2013 5:56	53.1	18/11/2013 7:01	62.7	19/11/2013 8:06	61.5	21/11/2013 1:11	49.9	22/11/2013 2:16	59.1
16/11/2013 4:56	60.5	17/11/2013 6:01	49.6	18/11/2013 7:06	62.0	19/11/2013 8:11	58.4	21/11/2013 1:16	56.3	22/11/2013 2:21	51.8
16/11/2013 5:01	60.6	17/11/2013 6:06	54.2	18/11/2013 7:11	61.4	19/11/2013 8:16	60.3	21/11/2013 1:21	54.1	22/11/2013 2:26	60.6
16/11/2013 5:06	60.3	17/11/2013 6:11	56.4	18/11/2013 7:16	61.7	19/11/2013 8:21	60.0	21/11/2013 1:26	46.9	22/11/2013 2:31	59.8
16/11/2013 5:11	57.5	17/11/2013 6:16	60.5	18/11/2013 7:21	62.4	19/11/2013 8:26	60.3	21/11/2013 1:31	60.6	22/11/2013 2:36	59.7
16/11/2013 5:16	60.4	17/11/2013 6:21	59.7	18/11/2013 7:26	61.8	19/11/2013 8:31	58.0	21/11/2013 1:36	49.7	22/11/2013 2:41	59.9
16/11/2013 5:21	59.9	17/11/2013 6:26	60.3	18/11/2013 7:31	61.9	19/11/2013 8:36	54.9	21/11/2013 1:41	60.3	22/11/2013 2:46	60.0
16/11/2013 5:26	60.2	17/11/2013 6:31	61.5	18/11/2013 7:36	60.9	19/11/2013 8:41	59.4	21/11/2013 1:46	51.3	22/11/2013 2:51	59.8
16/11/2013 5:31	46.4	17/11/2013 6:36	62.7	18/11/2013 7:41	59.6	19/11/2013 8:46	62.2	21/11/2013 1:51	60.7	22/11/2013 2:56	60.7
16/11/2013 5:36	43.0	17/11/2013 6:41	63.6	18/11/2013 7:46	60.8	19/11/2013 8:51	56.2	21/11/2013 1:56	50.1	22/11/2013 3:01	59.9
16/11/2013 5:41	51.2	17/11/2013 6:46	60.6	18/11/2013 7:51	62.2	19/11/2013 8:56	58.3	21/11/2013 2:01	60.1	22/11/2013 3:06	58.9
16/11/2013 5:46	53.7	17/11/2013 6:51	64.6	18/11/2013 7:56	59.8	19/11/2013 9:01	54.7	21/11/2013 2:06	60.4	22/11/2013 3:11	59.2
16/11/2013 5:51	56.5	17/11/2013 6:56	63.5	19/11/2013 8:01	59.9	19/11/2013 9:06	55.1	21/11/2013 2:11	60.1	22/11/2013 3:16	59.3
16/11/2013 5:56	45.4	17/11/2013 7:01	60.1	19/11/2013 8:06	59.2	19/11/2013 9:11	52.9	21/11/2013 2:16	60.3	22/11/2013 3:21	59.5
16/11/2013 6:01	55.4	17/11/2013 7:06	59.6	19/11/2013 8:11	59.7	19/11/2013 9:16	49.6	21/11/2013 2:21	59.4	22/11/2013 3:26	59.1
16/11/2013 6:06	54.5	17/11/2013 7:11	60.8	19/11/2013 8:16	60.2	19/11/2013 9:21	56.8	21/11/2013 2:26	60.2	22/11/2013 3:31	58.2
16/11/2013 6:11	55.7	17/11/2013 7:16	60.9	19/11/2013 8:21	58.4	19/11/2013 9:26	60.6	21/11/2013 2:31	60.2	22/11/2013 3:36	60.2
16/11/2013 6:16	57.0	17/11/2013 7:21	60.3	19/11/2013 8:26	60.3	19/11/2013 9:31	52.1	21/11/2013 2:36	59.9	22/11/2013 3:41	57.6
16/11/2013 6:21	58.7	17/11/2013 7:26	60.9	19/11/2013 8:31	59.6	19/11/2013 9:36	42.3	21/11/2013 2:41	59.9	22/11/2013 3:46	58.4
16/11/2013 6:26	60.3	17/11/2013 7:31	58.4	19/11/2013 8:36	52.5	19/11/2013 9:41	53.3	21/11/2013 2:46	59.8	22/11/2013 3:51	58.6
16/11/2013 6:31	58.8	17/11/2013 7:36	58.8	19/11/2013 8:41	56.6	19/11/2013 9:46	60.5	21/11/2013 2:51	60.1	22/11/2013 3:56	59.0
16/11/2013 6:36	61.5	17/11/2013 7:41	61.7	19/11/2013 8:46	59.4	19/11/2013 9:51	60.4	21/11/2013 2:56	57.8	22/11/2013 4:01	59.8
16/11/2013 6:41	62.2	17/11/2013 7:46	59.6	19/11/2013 8:51	51.9	19/11/2013 9:56	59.1	21/11/2013 3:01	58.6	22/11/2013 4:06	59.1
16/11/2013 6:46	61.4	17/11/2013 7:51	59.3	19/11/2013 8:56	57.3	19/11/2013 10:01	60.6	21/11/2013 3:06	58.8	22/11/2013 4:11	59.7
16/11/2013 6:51	61.0	17/11/2013 7:56	58.7	19/11/2013 9:01	56.7	19/11/2013 10:06	60.6	21/11/2013 3:11	59.6	22/11/2013 4:16	57.7
16/11/2013 6:56	62.4	18/11/2013 8:01	56.5	19/11/2013 9:06	56.9	19/11/2013 10:11	59.5	21/11/2013 3:16	60.1	22/11/2013 4:21	58.3
16/11/2013 7:01	60.1	18/11/2013 8:06	57.6	19/11/2013 9:11	53.2	19/11/2013 10:16	59.2	21/11/2013 3:21	59.0	22/11/2013 4:26	58.5
16/11/2013 7:06	59.6	18/11/2013 8:11	59.1	19/11/2013 9:16	60.7	19/11/2013 10:21	59.3	21/11/2013 3:26	59.5	22/11/2013 4:31	57.0
16/11/2013 7:11	60.8	18/11/2013 8:16	58.8	19/11/2013 9:21	51.3	19/11/2013 10:26	59.7	21/11/2013 3:31	58.9	22/11/2013 4:36	58.6
16/11/2013 7:16	60.9	18/11/2013 8:21	56.1	19/11/2013 9:26	60.5	19/11/2013 10:31	59.6	21/11/2013 3:36	59.7	22/11/2013 4:41	58.0
16/11/2013 7:21	60.3	18/11/2013 8:26	58.9	19/11/2013 9:31	60.8	19/11/2013 10:36	49.4	21/11/2013 3:41	59.0	22/11/2013 4:46	60.6
16/11/2013 7:26	60.9	18/11/2013 8:31	58.7	19/11/2013 9:36	60.7	19/11/2013 10:41	59.3	21/11/2013 3:46	58.4	22/11/2013 4:51	59.2
16/11/2013 7:31	58.4	18/11/2013 8:36	55.9	19/11/2013 9:41	60.0	19/11/2013 10:46	58.5	21/11/2013 3:51	58.7	22/11/2013 4:56	58.6
16/11/2013 7:36	58.8	18/11/2013 8:41	53.7	19/11/2013 9:46	58.9	19/11/2013 10:51	59.7	21/11/2013 3:56	59.4	22/11/2013 5:01	60.9
16/11/2013 7:41	61.7	18/11/2013 8:46	34.5	19/11/2013 9:51	60.1	19/11/2013 10:56	59.5	21/11/2013 4:01	58.3	22/11/2013 5:06	53.4
16/11/2013 7:46	59.6	18/11/2013 8:51	52.6	19/11/2013 9:56	59.1	19/11/2013 11:01	60.1	21/11/2013 4:06	58.0	22/11/2013 5:11	59.7
16/11/2013 7:51	59.3	18/11/2013 8:56	53.3	19/11/2013 10:01	59.2	19/11/2013 11:06	59.4	21/11/2013 4:11	57.6	22/11/2013 5:16	59.1
16/11/2013 7:56	58.7	18/11/2013 9:01	60.6	19/11/2013 10:06	60.7	19/11/2013 11:11	59.9	21/11/2013 4:16	57.9	22/11/2013 5:21	60.8
17/11/2013 0:01	56.5	18/11/2013 9:06	53.2	19/11/2013 10:11	59.3	19/11/2013 11:16	59.7	21/11/2013 4:21	58.4	22/11/2013 5:26	60.6
17/11/2013 0:06	57.6	18/11/2013 9:11	59.8	19/11/2013 10:16	5						

Real-time Noise Data		RTN4 (Causeway Bay Community Centre)							
23/11/2013 0:56	61.2	24/11/2013 2:01	54.2	25/11/2013 3:06	58.3	26/11/2013 4:11	58.0	27/11/2013 5:16	59.8
23/11/2013 1:01	58.6	24/11/2013 2:06	49.3	25/11/2013 3:11	59.9	26/11/2013 4:16	59.8	27/11/2013 5:21	59.6
23/11/2013 1:06	59.8	24/11/2013 2:11	39.3	25/11/2013 3:16	58.3	26/11/2013 4:21	59.4	27/11/2013 5:26	59.6
23/11/2013 1:11	61.7	24/11/2013 2:16	60.8	25/11/2013 3:21	60.0	26/11/2013 4:26	58.8	27/11/2013 5:31	60.2
23/11/2013 1:16	58.0	24/11/2013 2:21	53.8	25/11/2013 3:26	59.4	26/11/2013 4:31	57.7	27/11/2013 5:36	60.4
23/11/2013 1:21	58.2	24/11/2013 2:26	60.7	25/11/2013 3:31	58.5	26/11/2013 4:36	58.6	27/11/2013 5:41	49.6
23/11/2013 1:26	58.3	24/11/2013 2:31	54.3	25/11/2013 3:36	57.8	26/11/2013 4:41	57.2	27/11/2013 5:46	56.9
23/11/2013 1:31	56.2	24/11/2013 2:36	53.2	25/11/2013 3:41	58.5	26/11/2013 4:46	57.7	27/11/2013 5:51	56.1
23/11/2013 1:36	58.7	24/11/2013 2:41	50.7	25/11/2013 3:46	58.9	26/11/2013 4:51	58.1	27/11/2013 5:56	45.4
23/11/2013 1:41	58.9	24/11/2013 2:46	47.4	25/11/2013 3:51	59.1	26/11/2013 4:56	59.4	27/11/2013 6:01	53.9
23/11/2013 1:46	55.6	24/11/2013 2:51	54.3	25/11/2013 3:56	56.9	26/11/2013 5:01	59.8	27/11/2013 6:06	57.2
23/11/2013 1:51	56.4	24/11/2013 2:56	51.9	25/11/2013 4:01	59.6	26/11/2013 5:06	58.6	27/11/2013 6:11	59.0
23/11/2013 1:56	56.6	24/11/2013 3:01	49.4	25/11/2013 4:06	58.4	26/11/2013 5:11	59.1	27/11/2013 6:16	59.9
23/11/2013 2:01	57.8	24/11/2013 3:06	46.1	25/11/2013 4:11	60.9	26/11/2013 5:16	59.0	27/11/2013 6:21	59.0
23/11/2013 2:06	55.6	24/11/2013 3:11	60.7	25/11/2013 4:16	59.0	26/11/2013 5:21	59.1	27/11/2013 6:26	61.1
23/11/2013 2:11	51.6	24/11/2013 3:16	60.8	25/11/2013 4:21	58.2	26/11/2013 5:26	59.8	27/11/2013 6:31	60.5
23/11/2013 2:16	56.3	24/11/2013 3:21	60.7	25/11/2013 4:26	56.8	26/11/2013 5:31	60.4	27/11/2013 6:36	62.9
23/11/2013 2:21	56.4	24/11/2013 3:26	60.7	25/11/2013 4:31	58.7	26/11/2013 5:36	47.4	27/11/2013 6:41	63.3
23/11/2013 2:26	57.0	24/11/2013 3:31	60.1	25/11/2013 4:36	59.5	26/11/2013 5:41	60.5	27/11/2013 6:46	63.6
23/11/2013 2:31	56.7	24/11/2013 3:36	60.7	25/11/2013 4:41	57.7	26/11/2013 5:46	39.3	27/11/2013 6:51	63.8
23/11/2013 2:36	55.2	24/11/2013 3:41	59.8	25/11/2013 4:46	59.0	26/11/2013 5:51	52.5	27/11/2013 6:56	62.6
23/11/2013 2:41	52.3	24/11/2013 3:46	60.9	25/11/2013 4:51	60.3	26/11/2013 5:56	46.1	27/11/2013 23:01	63.9
23/11/2013 2:46	47.4	24/11/2013 3:51	59.6	25/11/2013 4:56	59.6	26/11/2013 6:01	55.2	27/11/2013 23:06	61.5
23/11/2013 2:51	53.1	24/11/2013 3:56	60.0	25/11/2013 5:01	59.0	26/11/2013 6:06	56.5	27/11/2013 23:11	62.3
23/11/2013 2:56	46.4	24/11/2013 4:01	60.3	25/11/2013 5:06	59.5	26/11/2013 6:11	57.4	27/11/2013 23:16	62.8
23/11/2013 3:01	37.5	24/11/2013 4:06	52.0	25/11/2013 5:11	59.5	26/11/2013 6:16	59.9	27/11/2013 23:21	62.0
23/11/2013 3:06	46.9	24/11/2013 4:11	59.5	25/11/2013 5:16	59.2	26/11/2013 6:21	60.5	27/11/2013 23:26	62.2
23/11/2013 3:11	41.5	24/11/2013 4:16	60.4	25/11/2013 5:21	60.2	26/11/2013 6:26	61.4	27/11/2013 23:31	62.1
23/11/2013 3:16	53.3	24/11/2013 4:21	48.6	25/11/2013 5:26	43.6	26/11/2013 6:31	61.6	27/11/2013 23:36	61.6
23/11/2013 3:21	60.5	24/11/2013 4:26	60.0	25/11/2013 5:31	59.9	26/11/2013 6:36	62.7	27/11/2013 23:41	59.8
23/11/2013 3:26	60.3	24/11/2013 4:31	59.8	25/11/2013 5:36	50.4	26/11/2013 6:41	63.7	27/11/2013 23:46	61.7
23/11/2013 3:31	60.3	24/11/2013 4:36	60.6	25/11/2013 5:41	55.9	26/11/2013 6:46	63.6	27/11/2013 23:51	60.3
23/11/2013 3:36	48.6	24/11/2013 4:41	60.3	25/11/2013 5:46	50.7	26/11/2013 6:51	62.7	27/11/2013 23:56	61.2
23/11/2013 3:41	60.3	24/11/2013 4:46	59.9	25/11/2013 5:51	56.6	26/11/2013 6:56	63.7		
23/11/2013 3:46	59.9	24/11/2013 4:51	60.2	25/11/2013 5:56	57.3	26/11/2013 23:01	62.9		
23/11/2013 3:51	60.8	24/11/2013 4:56	59.7	25/11/2013 6:01	37.5	26/11/2013 23:06	62.0		
23/11/2013 3:56	46.1	24/11/2013 5:01	59.8	25/11/2013 6:06	59.9	26/11/2013 23:11	61.9		
23/11/2013 4:01	60.6	24/11/2013 5:06	60.0	25/11/2013 6:11	58.8	26/11/2013 23:16	62.3		
23/11/2013 4:06	60.2	24/11/2013 5:11	44.6	25/11/2013 6:16	59.9	26/11/2013 23:21	62.6		
23/11/2013 4:11	59.5	24/11/2013 5:16	41.5	25/11/2013 6:21	61.8	26/11/2013 23:26	62.1		
23/11/2013 4:16	60.2	24/11/2013 5:21	60.4	25/11/2013 6:26	63.2	26/11/2013 23:31	61.6		
23/11/2013 4:21	60.3	24/11/2013 5:26	59.8	25/11/2013 6:31	62.2	26/11/2013 23:36	61.6		
23/11/2013 4:26	60.6	24/11/2013 5:31	60.6	25/11/2013 6:36	63.6	26/11/2013 23:41	61.8		
23/11/2013 4:31	60.5	24/11/2013 5:36	60.5	25/11/2013 6:41	63.9	26/11/2013 23:46	61.7		
23/11/2013 4:36	60.7	24/11/2013 5:41	60.8	25/11/2013 6:46	64.3	26/11/2013 23:51	61.0		
23/11/2013 4:41	60.4	24/11/2013 5:46	60.2	25/11/2013 6:51	64.4	26/11/2013 23:56	60.2		
23/11/2013 4:46	48.8	24/11/2013 5:51	51.1	25/11/2013 6:56	65.3	27/11/2013 0:01	62.2		
23/11/2013 4:51	60.5	24/11/2013 5:56	59.8	25/11/2013 23:01	62.1	27/11/2013 0:06	59.8		
23/11/2013 4:56	59.5	24/11/2013 6:01	51.0	25/11/2013 23:06	62.3	27/11/2013 0:11	60.3		
23/11/2013 5:01	53.5	24/11/2013 6:06	60.7	25/11/2013 23:11	62.7	27/11/2013 0:16	60.5		
23/11/2013 5:06	60.2	24/11/2013 6:11	52.3	25/11/2013 23:16	62.5	27/11/2013 0:21	59.8		
23/11/2013 5:11	60.2	24/11/2013 6:16	52.9	25/11/2013 23:21	62.7	27/11/2013 0:26	61.0		
23/11/2013 5:16	59.6	24/11/2013 6:21	57.3	25/11/2013 23:26	62.4	27/11/2013 0:31	59.9		
23/11/2013 5:21	60.6	24/11/2013 6:26	57.1	25/11/2013 23:31	63.4	27/11/2013 0:36	58.4		
23/11/2013 5:26	60.4	24/11/2013 6:31	51.4	25/11/2013 23:36	61.5	27/11/2013 0:41	59.1		
23/11/2013 5:31	45.7	24/11/2013 6:36	59.6	25/11/2013 23:41	61.1	27/11/2013 0:46	58.8		
23/11/2013 5:36	48.3	24/11/2013 6:41	56.8	25/11/2013 23:46	62.4	27/11/2013 0:51	53.7		
23/11/2013 5:41	54.1	24/11/2013 6:46	60.1	25/11/2013 23:51	61.5	27/11/2013 0:56	58.5		
23/11/2013 5:46	52.8	24/11/2013 6:51	58.5	25/11/2013 23:56	61.1	27/11/2013 1:01	51.5		
23/11/2013 5:51	54.1	24/11/2013 6:56	57.8	26/11/2013 0:01	61.8	27/11/2013 1:06	54.7		
23/11/2013 5:56	51.0	24/11/2013 23:01	63.1	26/11/2013 0:06	60.3	27/11/2013 1:11	56.0		
23/11/2013 6:01	41.5	24/11/2013 23:06	62.9	26/11/2013 0:11	61.8	27/11/2013 1:16	55.5		
23/11/2013 6:06	59.5	24/11/2013 23:11	63.5	26/11/2013 0:16	60.7	27/11/2013 1:21	55.6		
23/11/2013 6:11	55.7	24/11/2013 23:16	63.2	26/11/2013 0:21	60.2	27/11/2013 1:26	46.6		
23/11/2013 6:16	53.1	24/11/2013 23:21	63.0	26/11/2013 0:26	61.6	27/11/2013 1:31	52.2		
23/11/2013 6:21	58.9	24/11/2013 23:26	63.1	26/11/2013 0:31	60.0	27/11/2013 1:36	48.8		
23/11/2013 6:26	59.1	24/11/2013 23:31	63.1	26/11/2013 0:36	59.8	27/11/2013 1:41	48.1		
23/11/2013 6:31	59.0	24/11/2013 23:36	62.3	26/11/2013 0:41	57.5	27/11/2013 1:46	60.7		
23/11/2013 6:36	61.8	24/11/2013 23:41	62.5	26/11/2013 0:46	60.0	27/11/2013 1:51	60.4		
23/11/2013 6:41	60.9	24/11/2013 23:46	62.9	26/11/2013 0:51	61.3	27/11/2013 1:56	60.7		
23/11/2013 6:46	62.3	24/11/2013 23:51	61.9	26/11/2013 0:56	58.4	27/11/2013 2:01	60.6		
23/11/2013 6:51	61.3	24/11/2013 23:56	61.4	26/11/2013 1:01	54.5	27/11/2013 2:06	59.7		
23/11/2013 6:56	63.3	25/11/2013 0:01	62.0	26/11/2013 1:06	54.9	27/11/2013 2:11	60.4		
23/11/2013 23:01	63.7	25/11/2013 0:06	62.0	26/11/2013 1:11	60.4	27/11/2013 2:16	59.7		
23/11/2013 23:06	61.7	25/11/2013 0:11	62.2	26/11/2013 1:16	54.9	27/11/2013 2:21	59.3		
23/11/2013 23:11	62.4	25/11/2013 0:16	61.8	26/11/2013 1:21	54.7	27/11/2013 2:26	58.9		
23/11/2013 23:16	61.8	25/11/2013 0:21	62.1	26/11/2013 1:26	45.4	27/11/2013 2:31	60.3		
23/11/2013 23:21	62.3	25/11/2013 0:26	60.8	26/11/2013 1:31	56.3	27/11/2013 2:36	60.5		
23/11/2013 23:26	61.6	25/11/2013 0:31	62.7	26/11/2013 1:36	52.2	27/11/2013 2:41	59.8		
23/11/2013 23:31	62.1	25/11/2013 0:36	59.9	26/11/2013 1:41	51.8	27/11/2013 2:46	59.3		
23/11/2013 23:36	63.3	25/11/2013 0:41	60.3	26/11/2013 1:46	40.6	27/11/2013 2:51	59.8		
23/11/2013 23:41	62.9	25/11/2013 0:46	60.0	26/11/2013 1:51	59.4	27/11/2013 2:56	60.0		
23/11/2013 23:46	61.6	25/11/2013 0:51	59.5	26/11/2013 1:56	46.4	27/11/2013 3:01	59.6		
23/11/2013 23:51	63.8	25/11/2013 0:56	53.7	26/11/2013 2:01	60.3	27/11/2013 3:06	58.9		
23/11/2013 23:56	61.6	25/11/2013 1:01	60.7	26/11/2013 2:06	60.6	27/11/2013 3:11	59.6		
24/11/2013 0:01	60.9	25/11/2013 1:06	57.3	26/11/2013 2:11	39.3	27/11/2013 3:16	58.4		
24/11/2013 0:06	62.5	25/11/2013 1:11	57.1	26/11/2013 2:16	60.7	27/11/2013 3:21	60.2		
24/11/2013 0:11	61.2	25/11/2013 1:16	54.9	26/11/2013 2:21	59.8	27/11/2013 3:26	59.2		
24/11/2013 0:16	62.4	25/11/2013 1:21	55.4	26/11/2013 2:26	60.4	27/11/2013 3:31	58.6		
24/11/2013 0:21	60.2	25/11/2013 1:26							



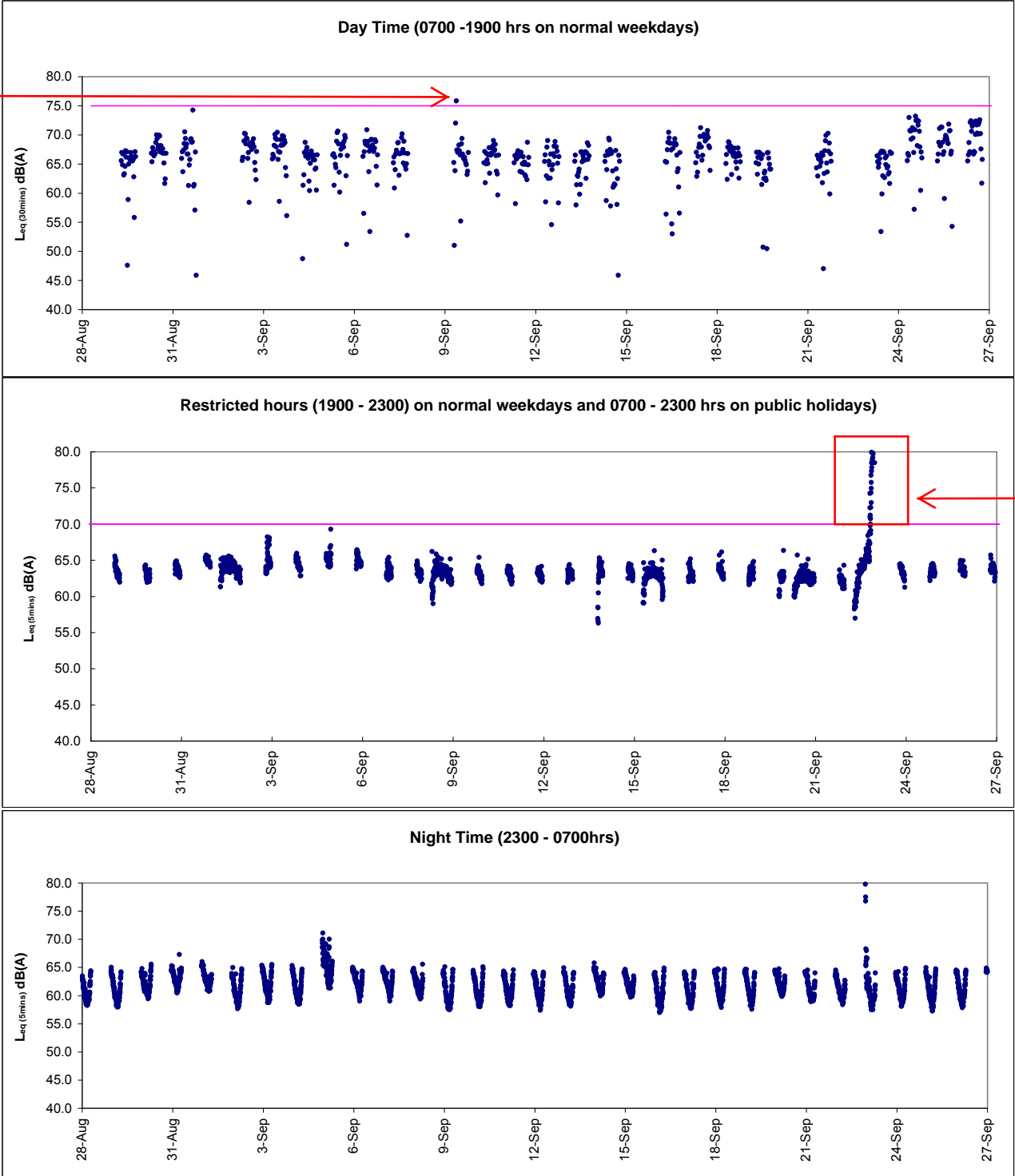


Graphic Presentation of Real Time Noise Monitoring Result (RTN1-Food and Environmental Hygiene Department Depot)





Graphic Presentation of Real Time Noise Monitoring Result (RTN2a- Hong Kong Electric Centre)

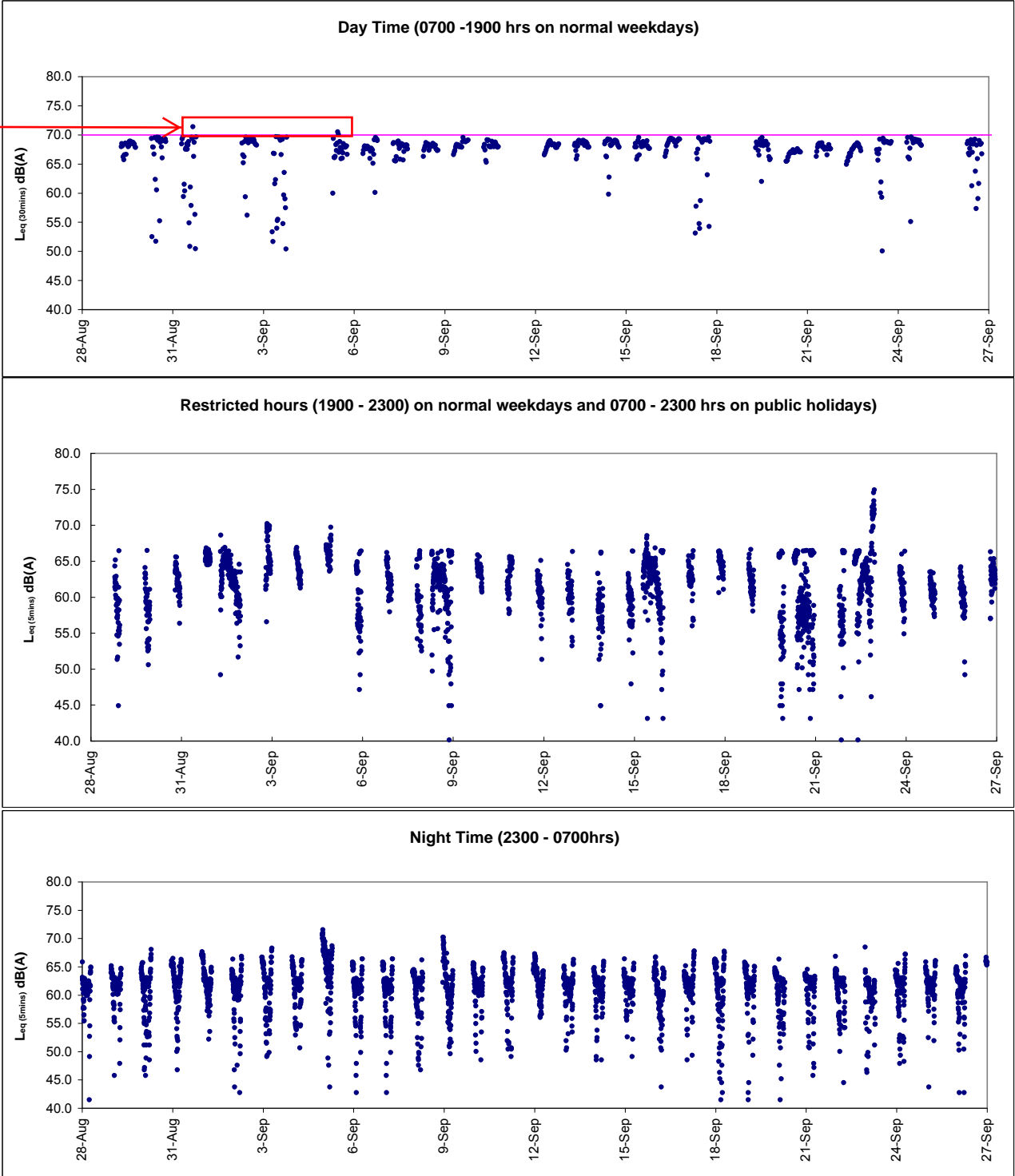


After checking with contractor HY/2009/19, no major noisy construction works were conducted at the concerned location during the recorded period and the exceedance was non-continuous. As such, the exceedances were considered to be contributed by nearby IEC traffic

After checking with contractor HY/2009/19, no construction work was conducted at the concerned location during the recorded period. The continuous exceedances were considered to be contributed by adverse weather condition during hoisting of Gale warning signal.



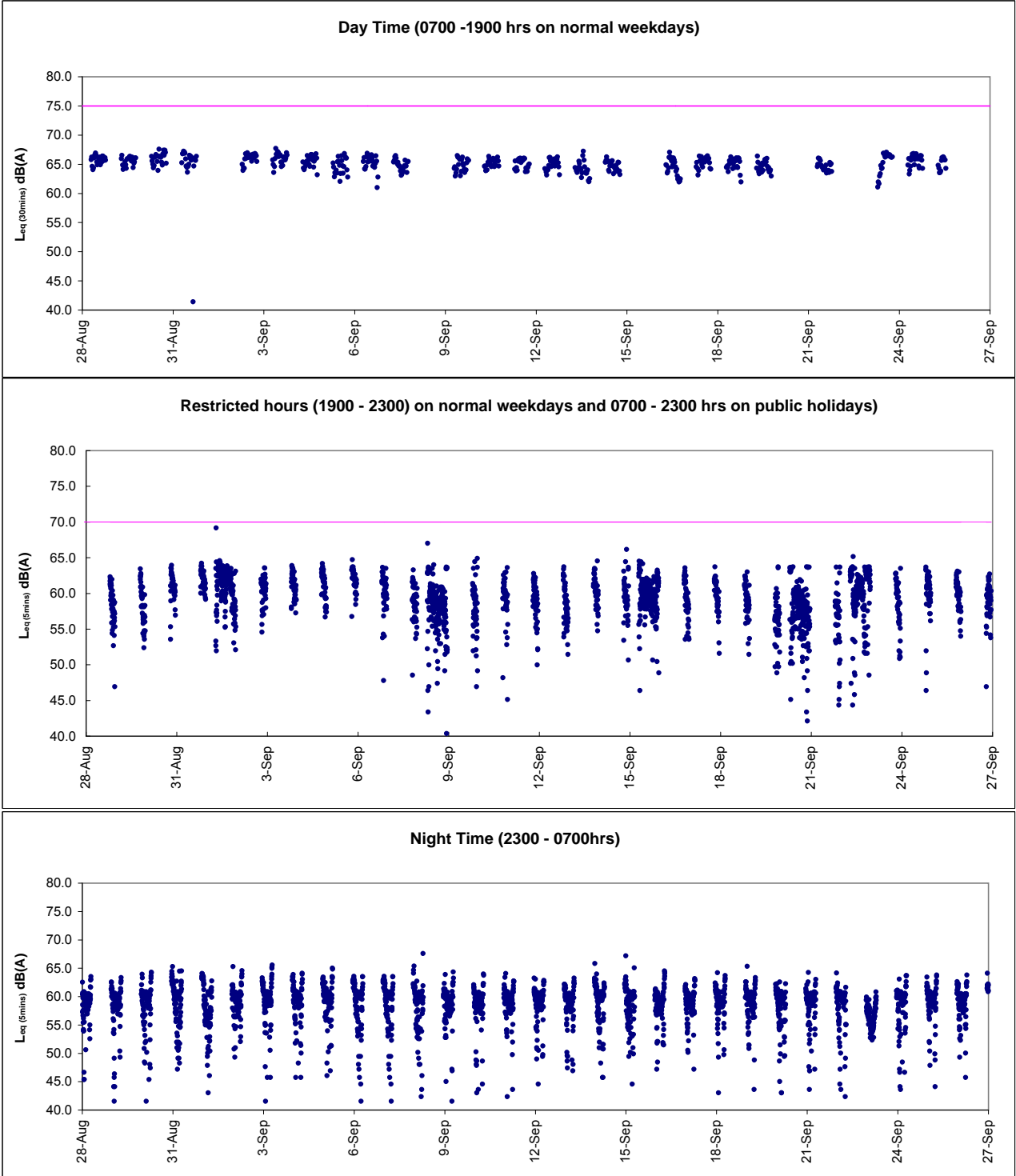
Graphic Presentation of Real Time Noise Monitoring Result (RTN3-Yu Lee Mo Fan Memorial School)



After checking with contractor HY/2009/19, demolish of pile head works were conducted at the concerned location during the recorded period. Noise mitigation measures including erection of noise barrier and noise screen for breaker were in place and the exceedance was non-continuous. As such, the exceedances were considered to be contributed by nearby IEC traffic

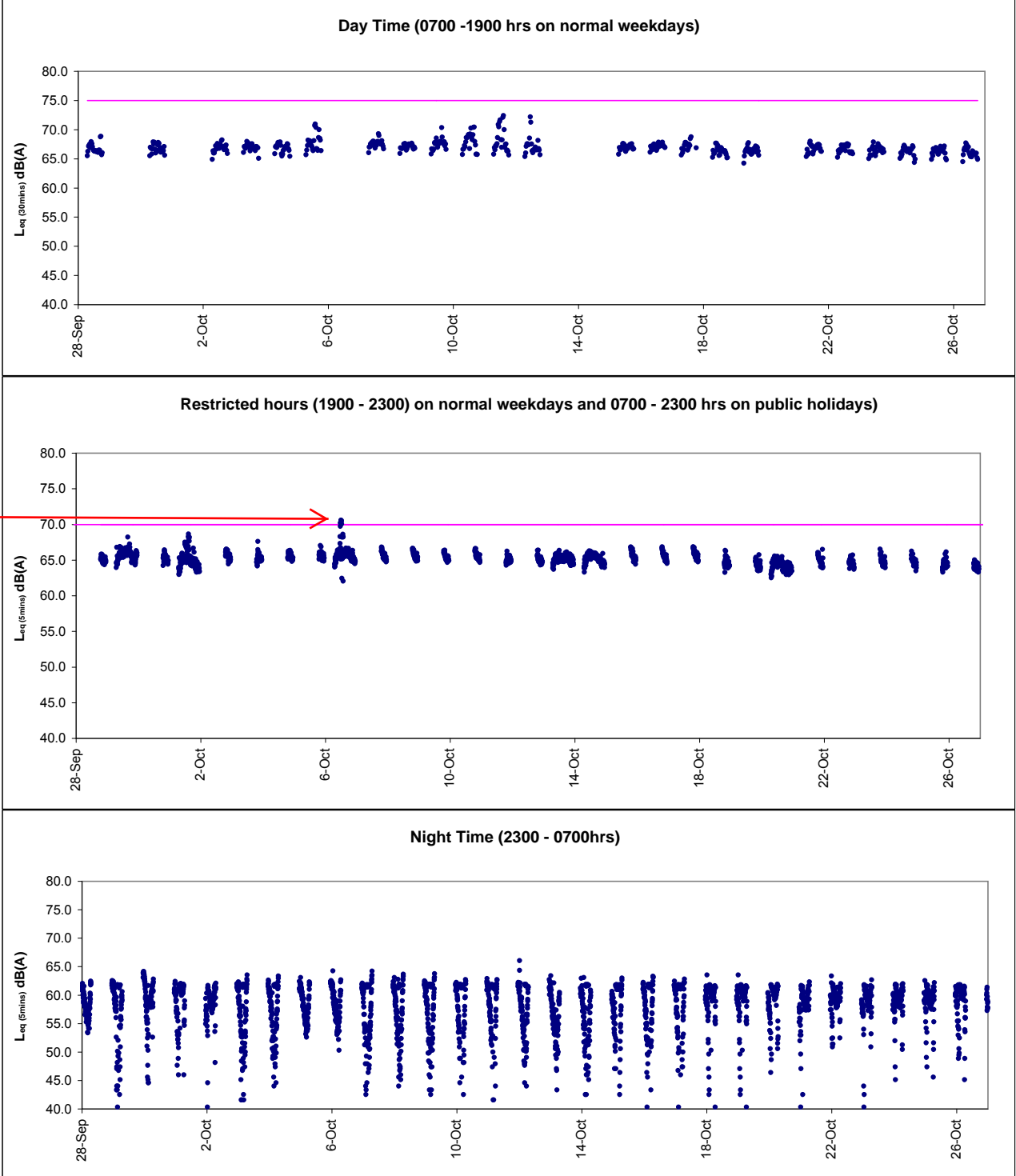


Graphic Presentation of Real Time Noise Monitoring Result (RTN4-Causeway Bay Community Centre)





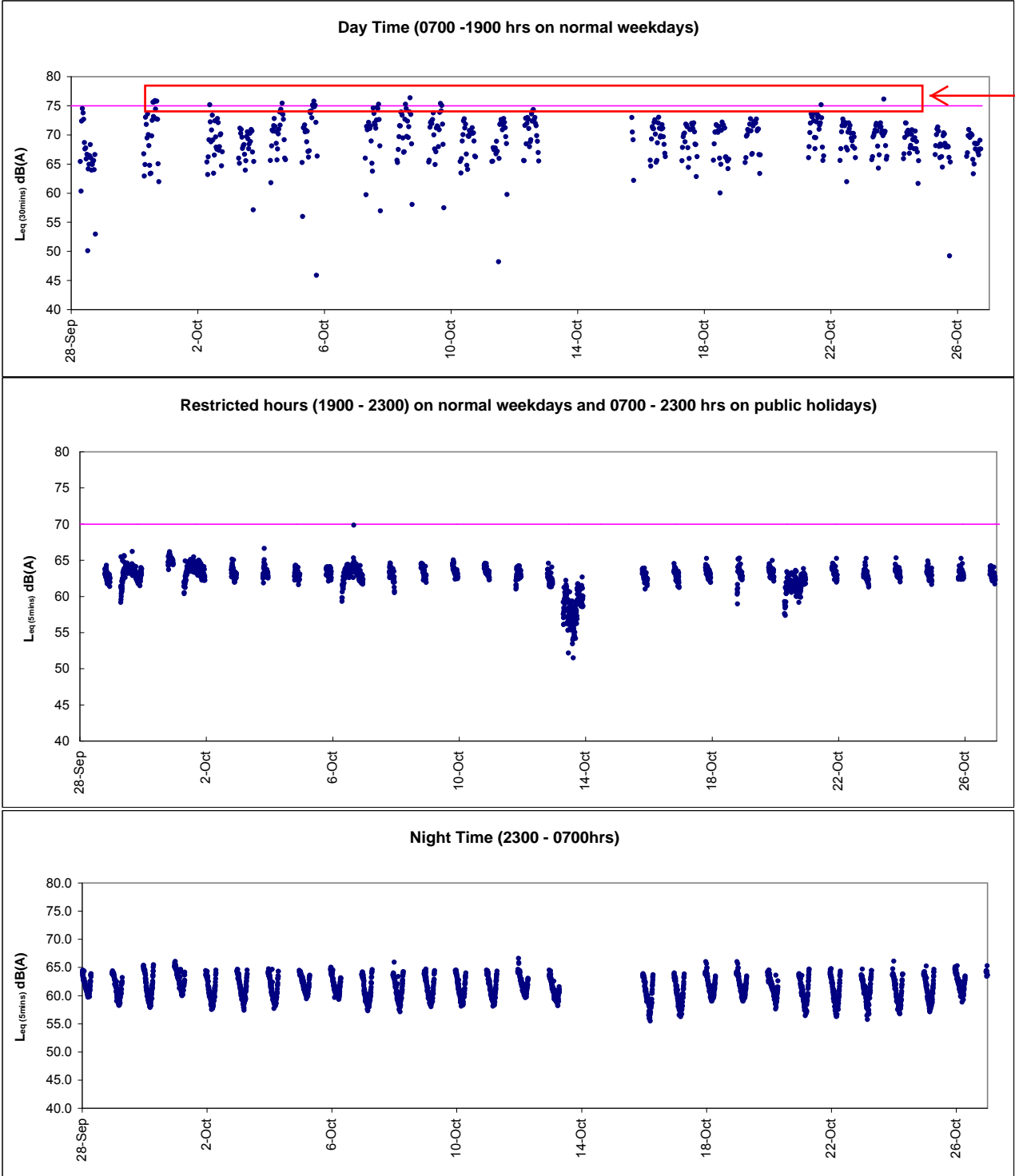
Graphic Presentation of Real Time Noise Monitoring Result (RTN1-Food and Environmental Hygiene Department Depot)



After checking with contractor HY/2009/19, no construction works were conducted at the concerned location during the recorded period . As such, the exceedances were considered to be contributed by nearby IEC traffic



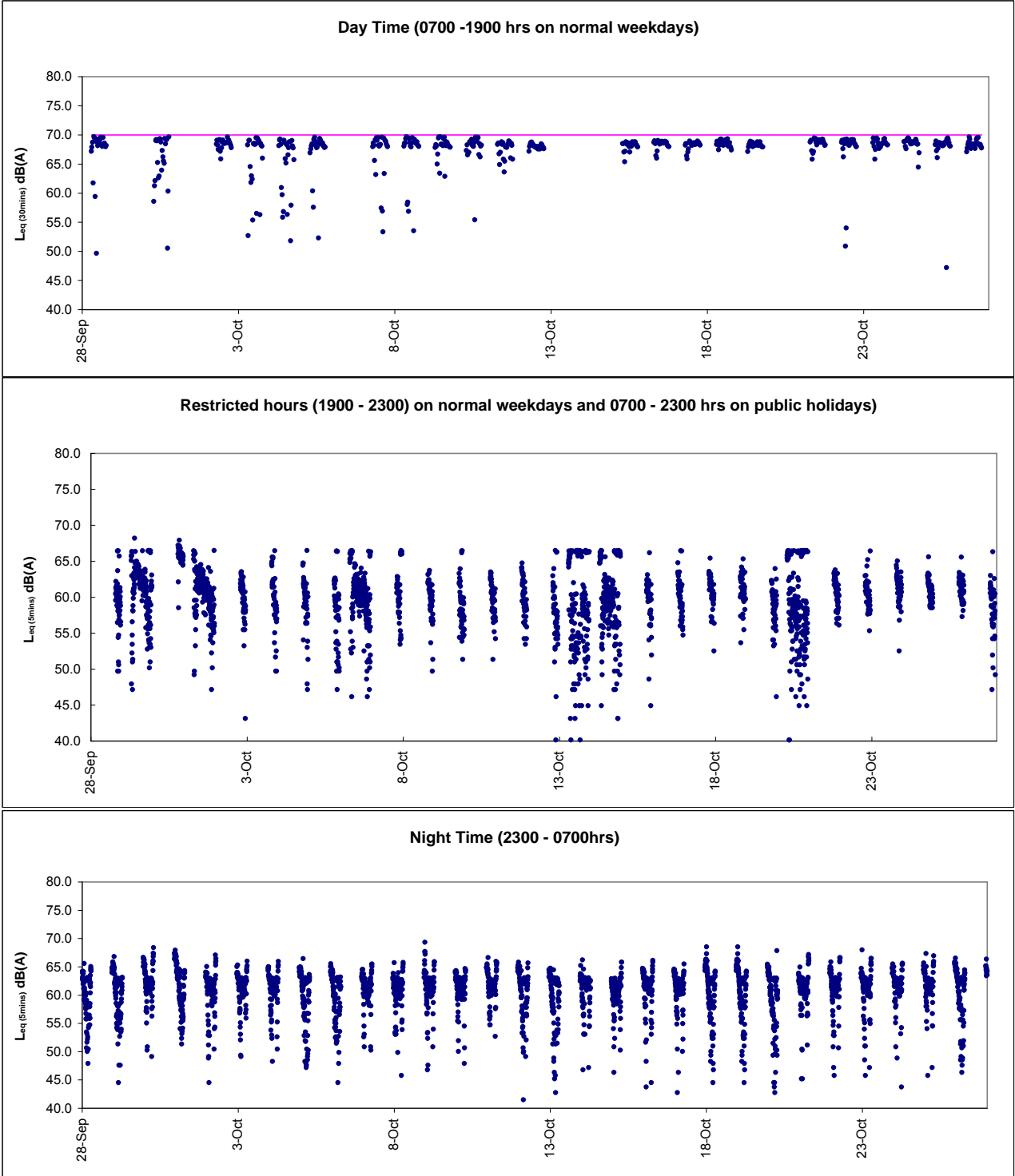
Graphic Presentation of Real Time Noise Monitoring Result (RTN2a- Hong Kong Electric Centre)



After checking with contractor HY/2009/19, no major noisy construction works were conducted at the concerned location during the recorded period. On-going Breaking works and piling works was observed undertaken at adjacent non-CWB Project construction sites. As such, the exceedances were considered to be contributed by non-CWB Project works.

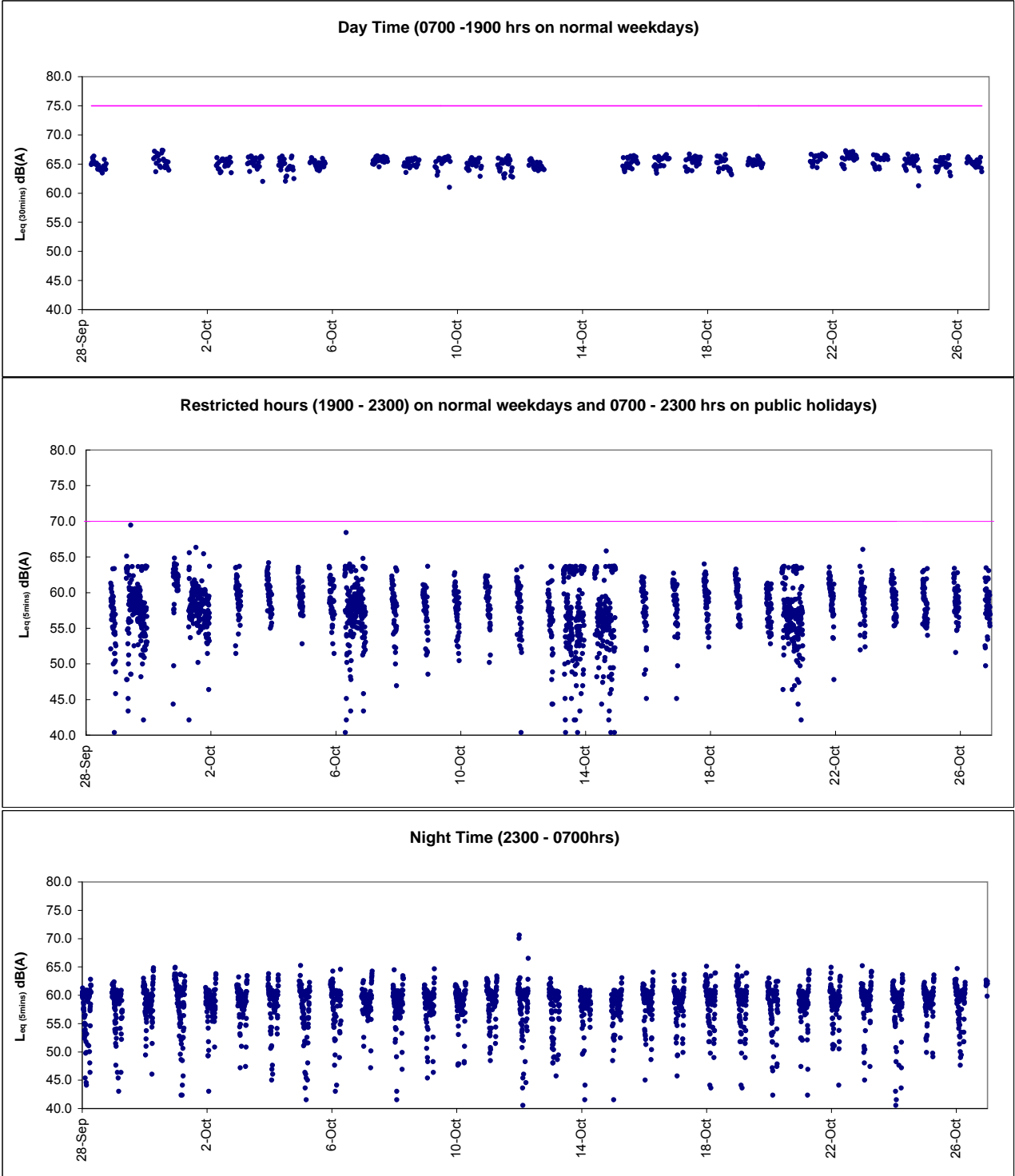


Graphic Presentation of Real Time Noise Monitoring Result (RTN3-Yu Lee Mo Fan Memorial School)





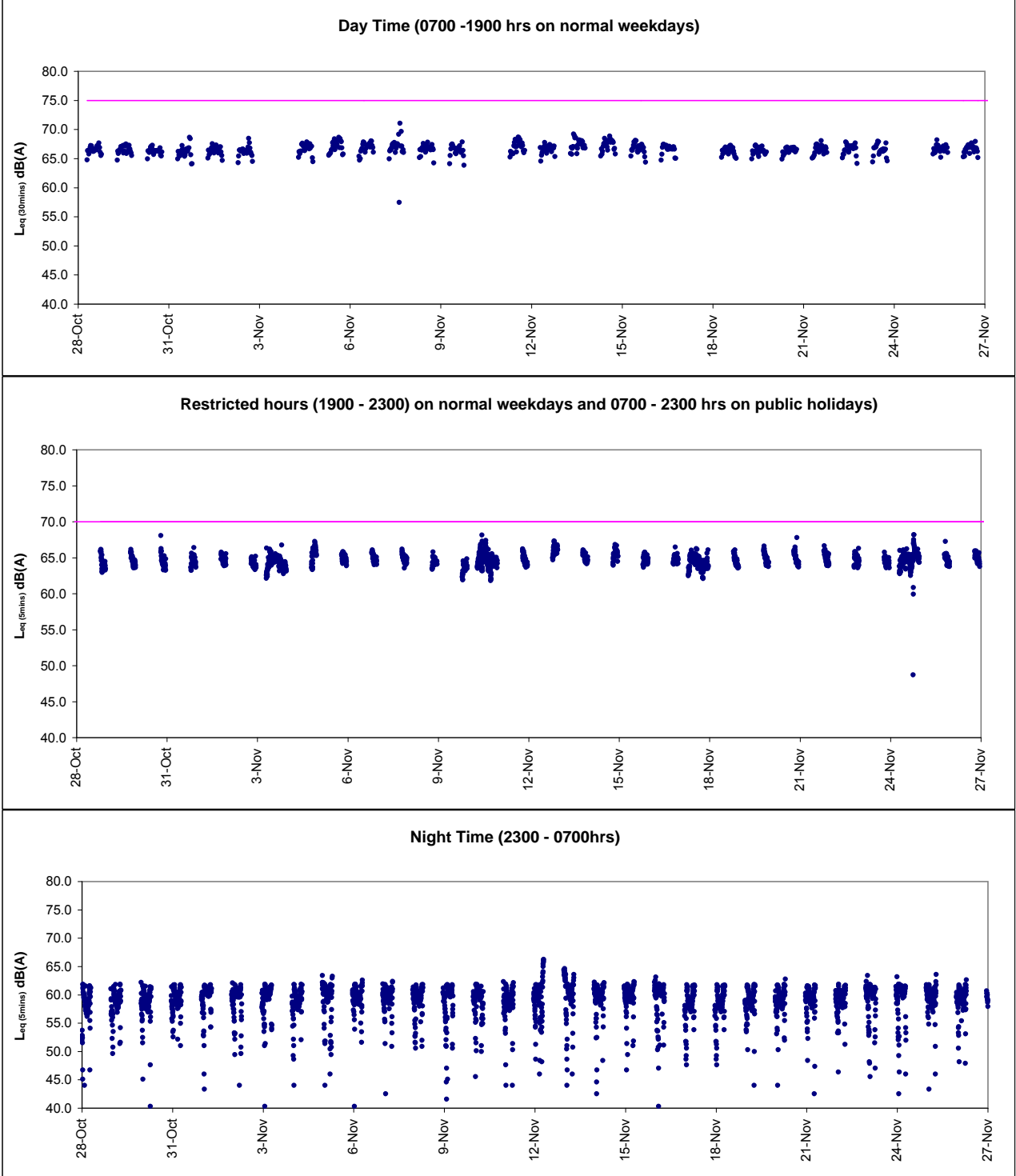
Graphic Presentation of Real Time Noise Monitoring Result (RTN4-Causeway Bay Community Centre)





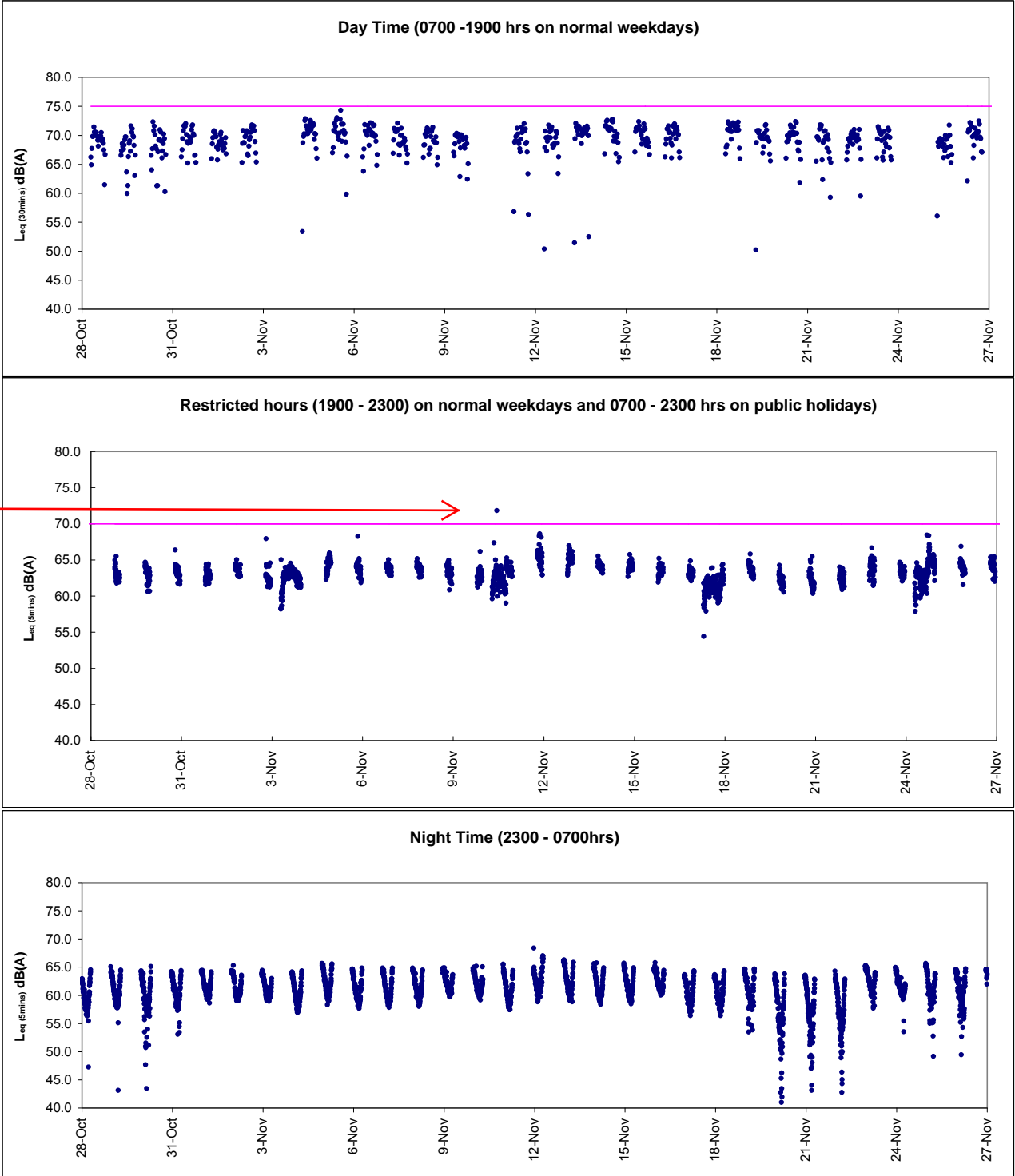


Graphic Presentation of Real Time Noise Monitoring Result (RTN1-Food and Environmental Hygiene Department Depot)





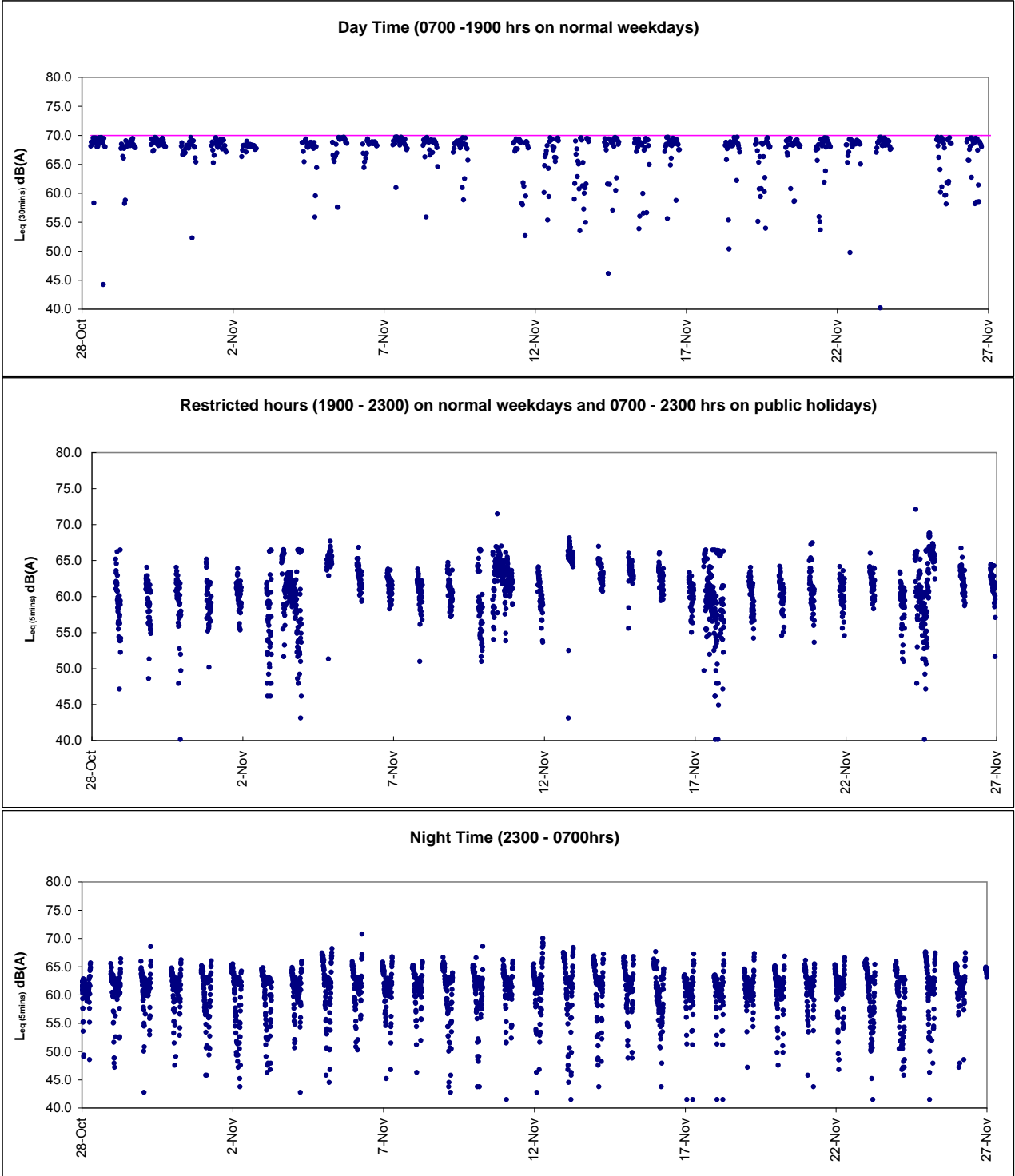
Graphic Presentation of Real Time Noise Monitoring Result (RTN2a- Hong Kong Electric Centre)



After checking with contractor HY/2009/19, no construction works were conducted at the concerned location during the recorded period . As such, the exceedances were considered to be contributed by nearby IEC traffic



Graphic Presentation of Real Time Noise Monitoring Result (RTN3-Yu Lee Mo Fan Memorial School)





Graphic Presentation of Real Time Noise Monitoring Result (RTN4-Causeway Bay Community Centre)

